



MEDENTIKA® Prosthetic System

Catalog 2023/24

MEDENTiKA® Prosthetic System

This is MEDENTiKA®

**ONE SYSTEM.
ONE WORKFLOW.
ONE SUPPLIER.**

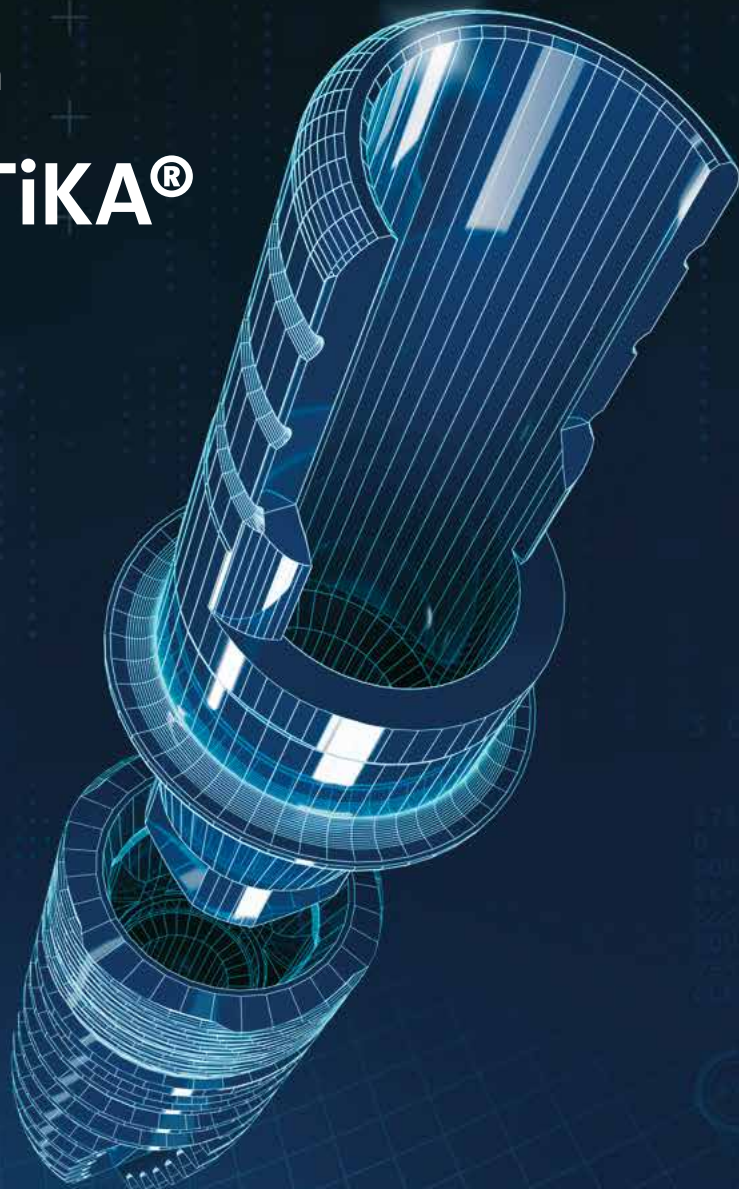
	What's NEW		6
	Coming soon		8
	MEDENTiKA® Guarantee		12
	Product Highlights		14
	Useful Information		28
NEW	Anthogyr	Axiom** Bone Level	AB-Series 36
NEW		Axiom** Tissue Level	AT-Series 42
	BEGO Implant Systems	Semados** S/SC/SCX/RS/R SX/RI	BS-Series 54
	BioHorizons Camlog	Camlog**	C-Series 60
		Conelog**	D-Series 92
		BioHorizons Tapered System	R-Series 338
	Bredent Medical	narrow SKY, blue SKY, classic SKY	B-Series 46
	Dentium	SuperLine Implantium, Implantium II	DT-Series 104
	DENTSPLY SIRONA	ANKYLOS** C/X	Y-Series 402
		ASTRA TECH OsseoSpeed** EV	EV-Series 136
		ASTRA TECH OsseoSpeed** TX	S-Series 360
		XiVE** S	T-Series 382
	HiOssen Implant**	ET System	OT-Series 326
	MEDENTiKA®	PROCONE	C-Series 52
		MICROCONE, QUATTROCONE, QUATTROCONE30	IPS-Series 216
	Medentis Medical	ICX** Active, ICX** Premium	CX-Series 86
	MegaGen	AnyRidge**	MG-Series 284
	MIS	SEVEN Internal Hex	R-Series 338
NEW	Neodent**	Grand Morse**	GM-Series 178
	NEOSS**	ProActive**	NE-Series 316
	Nobel Biocare	Brånemark System**, NobelSpeedy**, Groovy**	K-Series 242
		NobelActive** CC, NobelReplace** CC, NobelParallel™ CC	F-Series 156
		NobelReplace**, Replace Select™, NobelSpeedy** Replace	E-Series 114
	OSSTEM Implants	TS System	OT-Series 326
	Straumann	Bone Level / Bone Level Tapered	L-Series 256
		Tissue Level	N-Series 294
NEW		BLX	LX-Series 278
	T-Plus Implant Tech	A+ Implant, ST Implant	OT-Series 326
	Zimmer Biomet	Biomet 3i Certain**	H-Series 184
		Biomet 3i External Hex	I-Series 204
		Zimmer Tapered Screw-Vent**	R-Series 338
	Novaloc / Optiloc		414 / 418
	Tools / Accessories		422

*is a registered trademark of an independent third party

MEDENTiKA® Prosthetic System

This is MEDENTiKA®

Dental prosthetics
in MEDENTiKA® quality.




ANALYSING



0
 BLK-OFF //X

MedentiTEC is MEDENTiKA®'s Training and Education Center for dentists and dental technicians. Our expert-led training in implantology and dental prosthetics is designed for all levels of expertise in a practical and collaborative environment. Join us in our commitment to elevating the standards of dental care through ongoing education and training.



Discover our
Education offerings

As a Straumann Group brand, we share the passion for esthetics. We understand the challenges you face to fulfill the needs of the patient. That's why we re-engineer original products to improve them while guaranteeing high precision and regulatory approved compatibility with the major implant systems available on the market. We deliver one system, one workflow from one supplier to reduce complexity and increase your efficiency, productivity and profitability.

All MEDENTiKA® products and components are 'made in Germany' to our highest quality and specification so that we can offer an up-to-lifetime guarantee. With our engineering expertise we take prosthetic solutions to the next level to deliver premium, attractively priced solutions you can trust.



**ONE SYSTEM.
ONE WORKFLOW.
ONE SUPPLIER.**



RE-ENGINEERED ORIGINALS
Compatible with
implant connections **>100**



MADE IN GERMANY
A leading manufacturer of
implant compatibles.



PEACE OF MIND
Up-to-lifetime guarantee
for your peace of mind.



What's new

We're excited to announce the expansion of our product portfolio with the new AT-, AB-, and GM-Series, as well as additions to our existing LX- and L-Series. In addition, we're including MEDENTiKA[®] implant system's prosthetics: MICROCONE, QUATTROCONE, QUATTROCONE30.



NI/RI
MICROCONE/QUATTROCONE



AI
QUATTROCONE30



Straumann® BLX
(LX-Series)



Straumann® Bone Level Tapered
(L-Series)



Neodent®* Grand Morse®*
(GM-Series)



Anthogyr Axiom®* Bone Level
(AB-Series)



Anthogyr Axiom®* Tissue Level
(AT-Series)

* is a registered trademark of an independent third party

Coming soon

Our latest innovation: the Novaloc Scanbody and Novaloc Model Analog CAD/CAM enable you to have a digital restorative treatment workflow for removable implant solutions.

Your advantages at a glance:



SPEED

- Fewer visits for the patient
- Less manual working steps



PRECISION

- The Novaloc Scanbodies are precisely matched by design



FREEDOM

- Works with major IOS systems
- Store and access case data digitally
- Increase application range for your IOS
- Choose between abutment level or implant level workflow
- Digitally select the abutment in the dental software

Data Acquisition
and Planning



Surgery



Abutment placement



Scan of Novaloc
Scanbody (intraoral)



CAD/CAM Design



Final restoration
delivery



Coming soon

Reverse Scanbody for Multi-unit & MedentiBASE abutments

Introducing our digital workflow component for the full-arch final restoration through external scanning of the temporary prosthesis.

Your advantage at a glance:



COMFORT

- More patient comfort



LESS CHAIR TIME

- Fewer patient visits with a digital compared to a traditional analog workflow



EFFICIENCY

- Easy to integrate in your workflow



Scan (Intraoral)



Scan of prosthesis with RevEX (extraoral)

Export/ Import
as STL



CAD/CAM design

Prototype and
final restoration



Final restoration
delivery

Engineered for your peace of mind.






All MEDENTiKA® products and components are made in Germany to the highest quality and specification so that we can offer an up-to-lifetime guarantee for your peace of mind.

You can trust that when you choose MEDENTiKA® materials, you are working with a reputable brand that values quality and customer satisfaction. We take responsibility for the durability and quality of our MEDENTiKA® and MedentiCAD abutments, and even offer a lifetime guarantee for implants from other manufacturers when used with our abutments in approved combinations.

This extended guarantee is especially beneficial in cases where other manufacturers may limit their guarantees when their implant is used with an abutment from MEDENTiKA®. With our extended guarantee, you can be confident that your investment in dental implants and abutments is protected for the long-term.



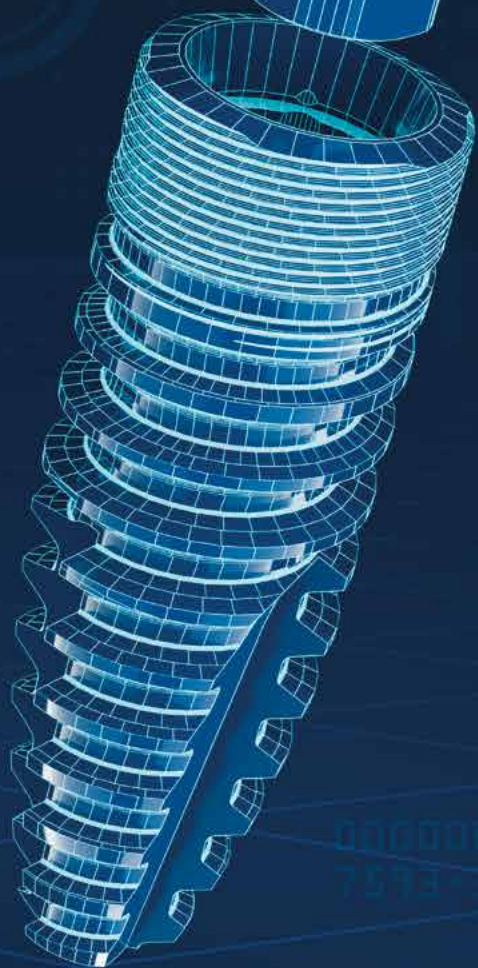


THE MEDENTIKA® GUARANTEE

	ABUTMENT		IMPLANT
 3 years guarantee	MedentiLOC abutment, replacement with an equivalent MedentiLOC abutment*	 Lifetime guarantee	Replacement with an equivalent implant**
 10 years guarantee	Novaloc/Optiloc abutment, replacement with an equivalent Novaloc/Optiloc abutment*	 Lifetime guarantee	Refund for the third-party implant
 Lifetime guarantee	Replacement with an equivalent metal abutment		

* With the exception of matrices and inserts, as these are subject to natural wear and tear.

**Minicone implant guarantee cases are individually reviewed due to their integrated prosthetic retention system and the possible associated wear and tear.

Product availability may vary by country. Please consult your local MEDENTIKA representative for information on our product portfolio and guarantee terms. Visit www.medentika.com for details.



00000000000000000000
7503 1127 2305

Product Highlights




ANALYSING

343
103-450

Laboratory implants CAD/CAM

The repositionable laboratory implants are designed with precision and stability in mind, specifically for printed models.

Color-coded and laser marked



“Click” system to ensure precise positioning



Repositionable



Short design to prevent collisions with adjacent implants

Scanbody

The scanbodies offer high precision and convenience, making them an ideal choice for dental professionals who value efficiency and accuracy in their workflow. They are suitable for both chairside and lab use.



Titanium base ASC Flex

The Titanium Base ASC Flex is our latest design of the Titanium Base which is one of our own inventions. It is specifically designed for angled screw channels, ideal for prosthetically challenging indications.

Screw Channel

compatible with both angled and straight screw channels



Variable Chimney Height

With a variable chimney height of 6.5 mm, the titanium base offers support for high restorations, but it can be shortened to 5.5/4.5/3.5 mm in individual cases for precise adaptation to the clinical situation.

Gingival Height

available in 1.0 mm and 2.5 mm

Optimized Emergence Profile

The optimized, even slimmer emergence profile with a gingival height of 1.0 mm and 2.5 mm supports and protects the soft tissue.

Titanium Bases ASC Flex Rotating

The Titanium base ASC Flex is available for multi-unit bridge restorations in esthetically demanding situations. The screw channel can be located in the non-esthetic area. The Titanium base ASC Flex rotating can also be used for a bridge restoration with a straight screw channel.



Ball-Torx placement instrument

allows angulation of up to 25°.

PreFace abutment Holder

The PreFace abutment holder facilitates considerably more precise fabrication compared to conventional holders thanks to the innovative, one-piece design. This simple design makes the PreFace abutment holder an affordable investment with fewer moving parts that reduce wear and tear.

Simultaneous processing of six blanks in one cycle enables short processing times.



Only one screw required for clamping, the abutment is protected from damage during production.

PreFace abutments in titanium and CoCr

The PreFace abutments are available as milling blanks for local milling processes, enhancing the digital workflow with flexibility, efficiency, and high precision.

Available in CoCr and Titanium
and two sizes 11.5 mm and 16 mm



PreFace abutment holders are now available for the following manufacturers:

- Dentsply Sirona
- vhf camufacture AG®
- Ivoclar
- imes-icore® GmbH
- DGSHAPE
- Dental Concept Systems
- Datron AG
- Röders
- R+K
- Wissner Maschinenbau GmbH
- MB Maschinen GmbH
- Primacon GmbH
- Yenadent

The PreFace abutment holders must be ordered directly from the manufacturer. Please confirm the compatibility with the milling machine manufacturer.

Discover our MEDENTIKA® CAD CAM libraries



Abutments for bridges and bars

Multi-unit abutment

The Multi-unit abutment supports a wide range of prosthetic restorations. It is ideal for creating patient-specific, individual hybrid restorations or as the basis for a tailored restoration in the esthetic zone.

- For all relevant implant brands and various platforms
- In straight and angled configurations 17° and 30°
- In various gingival heights
- A wide variety of prosthetic components



Titanium base ASC

Titanium Base ASC offers the option to move the screw channel to a non-visible area, making it suitable for unfavorably positioned implants or esthetically demanding sites. Compatible with a ball torx screwdriver.



Titanium cap Flex

The titanium cap Flex offers a variable chimney height which can be individually shortened in 2 mm increments to the minimum height of 4.5 mm. The 14.5 mm chimney height supports high restorations for both provisional or definitive restorations. The different chimney heights are defined in the CAD library.



Removable Edentulous Solutions

Multi-unit Screw Patrix Medentiloc/Novaloc

The new multi-unit screw patrix offers you yet another option for restoration. It enables you to switch easily from a screw-retained restoration to a removable overdenture construction. Use the multi-unit abutment in combination with MedentiLOC or Novaloc abutments to achieve angulation up to 30°, enabling divergences to be compensated for in the ideal way. The screw patrix is tightened with the corresponding screwdriver for the respective implant system.



MEDENTIKA® Novaloc Matrix system



ADLC Surface

The surface quality of the ADLC coating (amorphous diamond-like carbon) sets new standards. Maximum hardness in combination with optimum sliding characteristics reduces abrasion on the abutment and damage to the retention insert.



Screw head opening

The small screw head opening of the straight Novaloc abutment reduces food packing.

Placement instrument

Placement instrument The straight Novaloc abutments can be inserted using the respective original placement instrument of the corresponding implant system.

Gingival heights

The straight Novaloc abutments are available in 5 different gingival heights.





Divergence compensation

In combination with the angled Novaloc abutments you can compensate for divergences of up to 70° between the implants.



ADLC Surface

The surface quality of the ADLC coating (amorphous diamond-like carbon) sets new standards. Maximum hardness in combination with optimum sliding characteristics reduces abrasion on the abutment and damage to the retention insert.

Angulation

Angulation of the abutments 15°

Gingival heights

The angled Novaloc abutments are available in 5 different gingival heights.



Placement instrument

All angled Novaloc abutments are inserted using the Ball-Torx placement instrument guaranteeing reliable force transfer.

Novaloc

Novaloc Abutments

The Novaloc abutment provides a virtually wear-free, mirror-smooth surface, which is almost as hard as diamond. The smallest possible opening on the head prevents the accumulation of food residue. The Novaloc abutments are available in straight and angled designs as well as in five different gingival heights.



Novaloc Matrix System

The Novaloc matrix system with its state-of-the-art technology, is a prefabricated connector for retaining removable restorations on MedentiLOC and Novaloc abutments. The matrix housing is available in titanium or color-neutral PEEK.



COMING SOON

Novaloc Scanbodies

The Novaloc PEEK scanbody is compatible with all major IOS systems and CAD softwares, making it easy to integrate into established workflows. It is a one-piece component, providing easy handling during scanning.



COMING SOON

Novaloc Model Analog CAD/CAM

The Novaloc Model Analog CAD/CAM is designed to easily fit into a 3D printed model with an audible click. A counter screw ensures a tight and secure fit, while the highly resistant titanium material allows for reuse and even shortening to save on material when printing resin models. The Novaloc Model Analogs are available in packs of 4 and 10.



Optiloc

Optiloc Abutments

The Optiloc abutment combines the advantages of the Novaloc abutment with the minimal space requirements of the ball attachment. It provides a wear-free, mirror-smooth surface, which is almost as hard as diamond.

Optiloc abutments are available in five different gingival heights.



Optiloc Matrix System

The Optiloc matrix system with its state-of-the-art technology, is a prefabricated connector for retaining removable restorations on Optiloc abutments. The matrix housing is available in titanium or color-neutral PEEK. The minimal size offers considerable advantages. Retention inserts made from high-performance PEEK plastic are manufactured with extreme precision and can optimally absorb lateral pressure thanks to the innovative patented design.



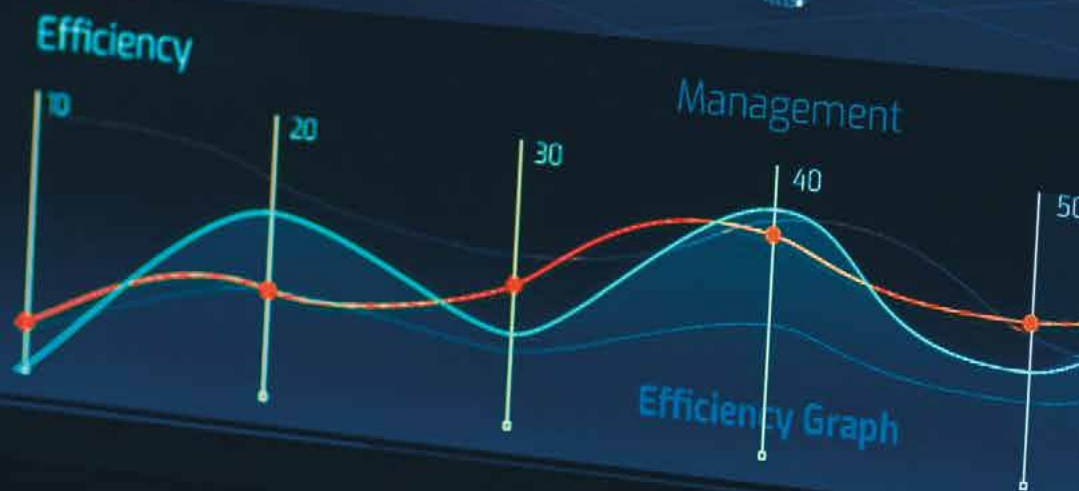
MedentiLOC Abutments

The MedentiLOC abutment is highly precise and compatible with the Novaloc matrix system. The MedentiLOC abutment is a particularly cost-effective alternative for the retention of overdentures. This simple approach with the option of administering chairside treatment is an outstanding feature of the MedentiLOC abutment.

The MedentiLOC abutments are available in straight and angled design as well as in five different gingival heights.



Useful Information



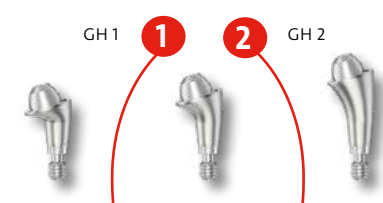
Determination of the gingival height

In this catalog, you will find two different gingival heights. The first dimension shows the GH 1 **1** in the diagram. The second dimension is GH 2 **2**.

Example of the information in the catalog:

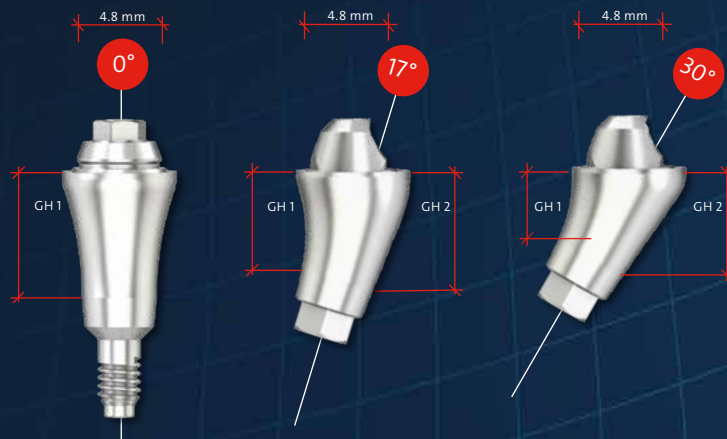
Multi-unit abutment angled at 17°

- Titanium Grade 5 KV
- sterile-packaged
- incl. abutment screw
- Recommended torque: 15 Ncm




Implant connection		/X 3.5-7.0	/X 3.5-7.0	/X 3.5-7.0
Gingival height (mm)		1.1/2.5	2.1/3.5	4.1/5.5
Placement instrument		Hex 1.0	Hex 1.0	Hex 1.0
Article No.		Y 8100X	Y 8101X	Y 8102X


Multi-unit abutments



Novaloc abutments


















MedentiLOC abutments



Placement Instrument Quick Guide











Below is a guide to our abutments and their suitable placement instruments for your quick reference.

	Abutment	Angulation	Suitable Placement Instruments
	Standard abutment/ Solid abutment	Straight / Angled	Corresponding placement instrument of the implant system or the equivalent placement instrument of MEDENTiKA®
	Titanium base ASC Flex	Straight	Placement Instrument Ball Torx 6-13-06 M 03-8 M 10-8
	Titanium base ASC Flex rotating	Straight	Placement Instrument Ball Torx 6-13-06 M 03-8 M 10-8
	Titanium base 2nd Generation	Straight	Corresponding placement instrument of the implant system or the equivalent placement instrument of MEDENTiKA®
	Titanium base Bridges/ bars 2nd Generation	Straight	Corresponding placement instrument of the implant system or the equivalent placement instrument of MEDENTiKA®
	PreFace abutment Titanium Grade 5 CF/CrCo alloy / CTE	–	Corresponding placement instrument of the implant system or the equivalent placement instrument of MEDENTiKA®
	MedentiBASE abutment	Straight	Placement instrument MedentiBASE abutment M 11-6
	Multi-unit abutment	Straight	Placement instrument Multi-unit abutment straight M 11-11
	Multi-unit abutment	Angled	Corresponding placement instrument of the implant system or the equivalent placement instrument of MEDENTiKA®
	Multi-unit screw patrix MedentiLOC/Novaloc	–	Corresponding placement instrument of the implant system or the equivalent placement instrument of MEDENTiKA®
	MedentiLOC	Straight	Placement instrument Hex 1.26 M 03-1 M 09-1 M 10-1 M 11-1
	MedentiLOC	Angled	Placement instrument Ball Hex M 03-7 M 10-7
	Novaloc	Straight	Corresponding placement instrument of the implant system or the equivalent placement instrument of MEDENTiKA®
	Novaloc	Angled	Placement Instrument Ball Torx 6-13-06 M 03-8 M 10-8
	Optiloc	Straight	Placement Instrument Optiloc M 59 M 79
















Scanbody Quick Guide









Below is a guide to our scanbody compatibility and article codes for your quick reference.



Straumann Group Brands	MEDENTiKA®	MICROCONE	NI		1-09-03
			RI		2-09-10
		QUATTROCONE	RI		2-09-10
		QUATTROCONE30	AI		4-09-01
		PROCONE	D 3.3		C 1400
			D 3.8		C 1410
	D 4.3		C 1420		
	D 5.0		C 1430		
	D 6.0		C 1430		
	Straumann	Bone Level / Bone Level Tapered	SC 2.9		L 1420-SB
			NC 3.3		L 1400
			RC 4.1/4.8		L 1410
		Tissue Level	NNC 3.5		N 1430
			RN 4.8		N 1410
			WN 6.5		N 1420
BLX		RB/WB 3.5-6.5		LX 1400-SB	
		WB 5.0-6.5		LX 1400-SB	
Anthogyr	Axiom®* Bone Level	D 3.4-5.2		AB 1400-SB	
		Axiom®* Tissue Level		N	AT 1400-SB
			R	AT 1410-SB	
Neodent®*	Grand Morse®*	D 3.5-5.0		GM 1400-SB	

* is a registered trademark of an independent third party

BEGO Implant Systems	Semados®* S/SC/SCX/RS/RSX/RI	D 3.25/3.75		BS 1400
		D 4.1		
		D 4.5		
		D 5.5		
BioHorizons Camlog	Camlog®*	D 3.3		C 1400
		D 3.8		C 1410
		D 4.3		C 1420
		D 5.0		C 1430
		D 6.0		C 1430
	Conelog®*	D 3.3		D 1400
		D 3.8/4.3		D 1410
	BioHorizons Tapered System	D 3.5		R 1400
		D 4.5		R 1410
		D 5.7		R 1420
Bredent Medical	narrow SKY, blue SKY, classic SKY	NP		B 1400
		RP		B 1400
Dentium	SuperLine, Implantium, Implantium II	D 3.6-7.0		DT 1400-L
DENTSPLY SIRONA	ANKYLOS®* C/X	C/ 3.5-7.0		Y 1400
		/X 3.5-7.0		Y 1400X-L
	ASTRA TECH OsseoSpeed®* EV	D 3.0		EV 1400
		D 3.6		EV 1410
		D 4.2		EV 1420
		D 4.8		EV 1430
		D 5.4		EV 1440
	ASTRA TECH OsseoSpeed®* TX	D 3.0		S 1430
		D 3.5/4.0		S 1400
		D 4.5/5.0		S 1420
	XiVE®* S	D 3.4		T 1400
		D 3.8		T 1405
		D 4.5		T 1410
		D 5.5		T 1410
HiOssen Implant®*	ET-System	M		OT 1400-L
		R		OT 1410-L
Medentis Medical	ICX®*-Active, ICX®*-Premium	D 3.75-4.8		CX 1400
MegaGen	AnyRidge®*	D 3.5-8.0		MG 1400-L
MIS	SEVEN Internal Hex	D 3.5		R 1400
		D 4.5		R 1410
		D 5.7		R 1420
NEOSS®*	ProActive®*	SP D 3.5-6.5		NE 1400-L

Nobel Biocare	Brånemark System ^{®*} , NobelSpeedy ^{®*} , Groovy ^{®*}	NP		K 1400
		RP		K 1410
		WP		K 1420
	NobelActive ^{®*} , NobelReplace ^{®*} CC, NobelParallel TM [*] CC	D 3.0		F 1420-L
		NP		F 1400-L
		RP		F 1410-L
		WP		F 1430-L
	NobelReplace ^{®*} , Replace Select TM [*] , NobelSpeedy ^{®*} Replace	NP		E 1400
		RP		E 1410
		WP		E 1420
		D 6.0		E 1430
	OSSTEM Implants	TS-System	M	
R			OT 1410-L	
T-Plus Implant Tech	A+ Implant, ST Implant	M		OT 1400-L
				OT 1410-L
Zimmer Biomet	BIOMET 3i Certain ^{®*}	D 3.4		H 1400
		D 4.1		H 1410
		D 5.0		H 1410
	BIOMET 3i External Hex	D 3.4		I 1400
		D 4.1		I 1410
		D 5.0		I 1410
	Zimmer Tapered Screw-Vent ^{®*}	D 3.5		R 1400
		D 4.5		R 1410
		D 5.7		R 1420

* is a registered trademark of an independent third party

List of abbreviations

ADLC	Amorphous diamond-like carbon
Ncm	Newton centimeter, unit of torque
PEEK	Polyether ether ketone
POM	Polyoxymethylene
CF	Cold-formed
CTE	Coefficient of thermal expansion
HFA	High-fusing alloy
NPM	Non-precious metal
PC	Polycarbonate
CoCr	Cobalt-chromium
Ti	Titanium
Au	Gold
Pd	Palladium
Pt	Platinum
Ir	Iridium
Mo	Molybdenum
C	Carbon
Si	Silicon
Mn	Manganese
Fe	Iron

AB-Series



The AB-Series abutments are compatible with

Anthogyr Axiom^{®*} Bone Level

DETAILED VIEW

Exact view of the direction of the angulation (indexing) of all angled abutments.



Type 1

angled over flat



Type 2

angled over corner

*is a registered trademark of an independent third party

AB	IPS
AT	K
B	L
BS	LX
C	MG
CX	N
D	NE
DT	OT
E	R
EV	S
F	T
GM	Y
H	Nov/Opt
I	Tools

Laboratory implant

• Titanium

NEW **NEW**



Implant connection	D 3.4-5.2	D 3.4-5.2
Type		CADCAM
Placement instrument		AB 80 T
Article No.	AB 50	AB 80

Placement instrument laboratory implant CADCAM

• Stainless steel

NEW



Implant connection	D 3.4-5.2
Article No.	AB 80 T

Abutment screw

• Titanium

NEW **NEW**



Placement instrument	Hex 1.18	Ball Torx
Article No.	AB 60	AB 61

Please note: The correct choice of the abutment screw is stated with the respective abutment in the catalogue.

Laboratory screw

• red coated

NEW



Article No.	AB 60 L
-------------	----------------

Please note: The correct choice of the laboratory screw is stated with the respective abutment in the catalogue.

Scanbody

- Titanium
- specially coated
- incl. retention screw

NEW



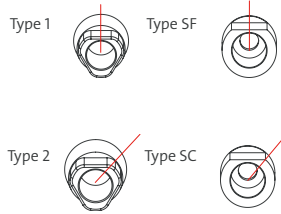
Implant connection	D 3.4-5.2
retention screw	AB 60 SB
Article No.	AB 1400-SB
Please note:	The Scanbody is sterilisable and for intra-oral scanning.

Titanium base ASC Flex

- angled screw channel
- Titanium
- incl. abutment screw
- Type SF = Screw channel angled over the flat of the scanbody Type
- Type SC = Screw channel angled over the right corner of the scanbody
- Recommended torque: 25 Ncm

NEW

NEW




Implant connection	D 3.4-5.2	D 3.4-5.2
Chimney height	3.5-6.5	3.5-6.5
Gingiva height	1.0 mm	2.5 mm
Placement instrument	Ball Torx	Ball Torx
Abutment screw	AB 61	AB 61
Article No. Type 1	AB 1600-1-SF	AB 1700-1-SF
Article No. Type 2	AB 1600-2-SC	AB 1700-2-SC

Please note: To screw in the titanium base ASC Flex you need the Placement instrument Ball-Torx M 03-8, M 10-8 or 6-13-06. To select the desired direction of the angled screw channel, please consider the Instruction for use.

Modelling cap set

- burn-out plastic
- Scope of Delivery: four chimney heights



Modelling cap set straight	6-09-01	6-09-01
Modelling cap set angled	6-09-02	6-09-02

AB	IPS
AT	K
B	L
BS	LX
C	MG
CX	N
D	NE
DT	OT
E	R
EV	S
F	T
GM	Y
H	Nov/Opt
I	Tools

Titanium base ASC Flex rotating

NEW

- angled screw channel
- Titanium
- incl. abutment screw
- Recommended torque: 25 Ncm



Implant connection	D 3.4-5.2
Chimney height	3.5-6.5
Gingiva height	1.0 mm
Placement instrument	Ball Torx
Abutment screw	AB 61
Article No.	AB 1800

Please note: To screw in the titanium base ASC Flex you need the Placement instrument Ball-Torx M 03-8, M 10-8 or 6-13-06.

Modelling cap set

- burn-out plastic
- Scope of Delivery: four chimney heights



Modelling cap set straight	6-09-01
Modelling cap set angled	6-09-02

PreFace abutment Titanium

NEW

NEW

- incl. abutment screw
- Recommended torque: 25 Ncm



Implant connection	D 3.4-5.2	D 3.4-5.2
Diameter	11.5 mm	16.0 mm
Placement instrument	Hex 1.18	Hex 1.18
Abutment screw	AB 60	AB 60
Laboratory screw	AB 60 L	AB 60 L
Article No.	AB 9000-R	AB 9000-16R

TI-Forms-Abutment for M-Series

NEW

- Titanium
- incl. abutment screw
- Recommended torque: 25 Ncm



Implant connection	D 3.4-5.2
Diameter	11.5 mm
Placement instrument	Hex 1.18
Abutment screw	AB 60
Laboratory screw	AB 60 L
Article No.	AB 9000-ST

Please note: This is used with Straumann/M-series.



I	H	GM	F	EV	E	DT	D	CX	C	BS	B	AT	AB
Tools	Nov/Opt	Y	T	S	R	OT	NE	N	MG	LX	L	K	IPS

AT-Series

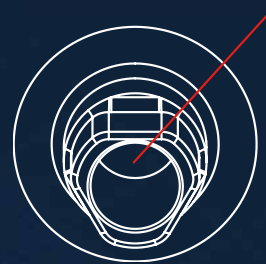


The AT-Series abutments are compatible with

Anthogyr Axiom^{®*} Tissue Level

DETAILED VIEW

Exact view of the direction of the angulation (indexing) of all angled abutments.



Type 2

angled over corner

*is a registered trademark of an independent third party

Laboratory implant

• Titanium

NEW **NEW** **NEW** **NEW**



■ N ■ R ■ R

Implant connection	N	N	R	R
Type		CADCAM		CADCAM
Placement instrument		AT 80 T		AT 81 T
Article No.	AT 50	AT 80	AT 51	AT 81

Placement instrument laboratory implant CADCAM

• Stainless steel

NEW **NEW**



■ N ■ R

Implant connection		N	R
Article No.		AT 80 T	AT 81 T

Abutment screw

• Titanium

NEW



Hex 1.18

Placement instrument		
Article No.		AT 60

Please note: The correct choice of the abutment screw is stated with the respective abutment in the catalogue.

Laboratory screw

• red coated

NEW



AT 60 L

Article No.		AT 60 L
Please note: The correct choice of the laboratory screw is stated with the respective abutment in the catalogue.		



Scanbody

- Titanium
- specially coated
- incl. retention screw

NEW NEW



Implant connection	N	R
retention screw	AT 60 SB	AT 60 SB
Article No.	AT 1400-SB	AT 1410-SB
Please note:	The Scanbody is sterilisable and for intra-oral scanning.	

PreFace abutment Titanium

- incl. abutment screw
- Recommended torque: 25 Ncm

NEW NEW NEW NEW



Implant connection	N	N	R	R
Diameter	11.5 mm	16.0 mm	11.5 mm	16.0 mm
Placement instrument	Hex 1.18	Hex 1.18	Hex 1.18	Hex 1.18
Abutment screw	AT 60	AT 60	AT 60	AT 60
Laboratory screw	AT 60 L	AT 60 L	AT 60 L	AT 60 L
Article No.	AT 9000-R	AT 9000-16R	AT 9010-R	AT 9010-16R

TI-Forms-Abutment for M-Series

- Titanium
- incl. abutment screw
- Recommended torque: 25 Ncm

NEW NEW



Implant connection	N	R
Diameter	11.5 mm	11.5 mm
Placement instrument	Hex 1.18	Hex 1.18
Abutment screw	AT 60	AT 60
Laboratory screw	AT 60 L	AT 60 L
Article No.	AT 9000-ST	AT 9010-ST
Please note:	This is used with Straumann/M-series.	

AB	IPS
AT	K
B	L
BS	LX
C	MG
CX	N
D	NE
DT	OT
E	R
EV	S
F	T
GM	Y
H	Nov/Opt
I	Tools

B-Series



The B-Series abutments are compatible with

Bredent Medical
narrow SKY
blue SKY
classic SKY

DETAILED VIEW

Exact view of the direction of the angulation (indexing) of all angled abutments.



Type 1

angled over flat



AB	AT	B	BS	C	CX	D	DT	E	EV	F	GM	H	I
IPS	K	L	LX	MG	N	NE	OT	R	S	T	Y	Nov/Opt	Tools

Laboratory implant

• Titanium



Implant connection	RP	RP
Type		CADCAM
Placement instrument		B 80 T
Article No.	B 50	B 80

Placement instrument laboratory implant CADCAM

• Stainless steel



Implant connection	RP
Article No.	B 80 T

Abutment screw

• Titanium



Placement instrument	Torx	Ball Hex	Ball Torx
Article No.	B 60	B 61	B 62

Please note: The correct choice of the abutment screw is stated with the respective abutment in the catalogue.

Laboratory screw

• red coated



Article No.	B 60 L
-------------	---------------

Please note: The correct choice of the laboratory screw is stated with the respective abutment in the catalogue.

Scanbody

• Titanium
 • specially coated
 • incl. retention screw



Implant connection	NP
retention screw	B 60 SB
Article No.	B 1400

Please note: The Scanbody is sterilisable and for intra-oral scanning.



Titanium base ASC Flex

- angled screw channel
- Titanium
- incl. abutment screw
- Type SF = Screw channel angled over the flat of the scanbody Type
- Recommended torque: 25 Ncm




Implant connection	NP
Chimney height	3.5-6.5
Gingiva height	0.35 mm
Placement instrument	Ball Torx
Abutment screw	B 62
Article No. Type 1	B 1600-1-SF

Please note: To screw in the titanium base ASC Flex you need the Placement instrument Ball-Torx M 03-8, M 10-8 or 6-13-06. To select the desired direction of the angled screw channel, please consider the Instruction for use.

Modelling cap set

- burn-out plastic
- Scope of Delivery: four chimney heights



Modelling cap set straight	6-09-01
Modelling cap set angled	6-09-02

Titanium base ASC Flex rotating

- angled screw channel
- Titanium
- incl. abutment screw
- Recommended torque: 25 Ncm




Implant connection	NP
Chimney height	3.5-6.5
Gingiva height	0.35 mm
Placement instrument	Ball Torx
Abutment screw	B 62
Article No.	B 1800

Please note: To screw in the titanium base ASC Flex you need the Placement instrument Ball-Torx M 03-8, M 10-8 or 6-13-06.

Modelling cap set

- burn-out plastic
- Scope of Delivery: four chimney heights





Modelling cap set straight	6-09-01
Modelling cap set angled	6-09-02

AB	IPS
AT	K
B	L
BS	LX
C	MG
CX	N
D	NE
DT	OT
E	R
EV	S
F	T
GM	Y
H	Nov/Opt
I	Tools

**Titanium base
 2nd Generation**

- Titanium
- incl. abutment screw
- Recommended torque: 25 Ncm




		
Implant connection	NP	NP
Chimney height	3.5 mm	5.5 mm
Gingiva height	0.3 mm	0.3 mm
Placement instrument	Torx	Torx
Abutment screw	B 60	B 60
Laboratory screw	B 60 L	B 60 L
Article No.	B 1000	B 1100

**Titanium base Bridges/
 bars 2nd Generation**

- rotating
- Titanium
- incl. abutment screw
- Recommended torque: 25 Ncm






	
Implant connection	NP
Chimney height	3.5 mm
Gingiva height	0.3 mm
Placement instrument	Torx
Abutment screw	B 60
Laboratory screw	B 60 L
Article No.	B 1500

**PreFace abutment
 Titanium**

- incl. abutment screw
- Recommended torque: 25 Ncm




			
Implant connection	NP	RP	RP
Diameter	11.5 mm	11.5 mm	16.0 mm
Placement instrument	Torx	Torx	Torx
Abutment screw	B 60	B 60	B 60
Laboratory screw	B 60 L	B 60 L	B 60 L
Article No.	B 9000-R	B 9001-R	B 9000-16R

**PreFace abutment
 CrCo alloy / CTE 14.1**

- incl. abutment screw
- Recommended torque: 25 Ncm



	
Implant connection	RP
Diameter	16.0 mm
Placement instrument	Torx
Abutment screw	B 60
Laboratory screw	B 60 L
Article No.	B 9800-16R



TI-Forms-Abutment for M-Series

- Titanium
- incl. abutment screw
- Recommended torque: 25 Ncm



Implant connection	NP
Diameter	11.5 mm
Placement instrument	Torx
Abutment screw	B 60
Laboratory screw	B 60 L
Article No.	B 9000-ST

Please note: This is used with Straumann/M-series.

MedentiBASE abutment straight

- Titanium
- Recommended torque: 25 Ncm



Implant connection	RP	RP	RP	RP	RP
Gingiva height	0.5 mm	1.5 mm	2.5 mm	3.5 mm	4.5 mm
Placement instrument	M 11-6	M 11-6	M 11-6	M 11-6	M 11-6
Article No.	B 4000	B 4100	B 4200	B 4300	B 4400

MedentiBASE bridge screw

- Titanium
- Recommended torque: 15 Ncm



Placement instrument	Ball Torx	Torx
Article No.	6-28-01	B 7600

MedentiBASE prosthetic components

- incl. bridge screw
- Recommended torque: 15 Ncm
- titanium base / titanium cap: incl. bridge screw
- Material: Titanium
- Material scanbody: Titanium



Description	titanium base ASC	titanium cap Flex	titanium base
Placement instrument	Ball Torx	Torx	Torx
Abutment screw	6-28-01	B 7600	B 7600
Article No.	6-28-02	B 4730	B 4840

AB	IPS
AT	K
B	L
BS	LX
C	MG
CX	N
D	NE
DT	OT
E	R
EV	S
F	T
GM	Y
H	Nov/Opt
I	Tools





MedentiBASE prosthetic components

- incl. bridge screw
- Material plastic coping: Tecanat (PC)
- Material HSL coping: Au 60%; Pd 20%; Pt 19%; Ir 1%

Description		
Article No.	B 4710	B 4720


MedentiBASE Prosthetic components for passive fit

- incl. bridge screw
- Recommended torque: 15 Ncm
- adhesive cap Material: Titanium
- adhesive casing incl. Modelling screw

Description				
Version	Short	Short	Long	Long
Placement instrument	Torx	Torx	Torx	Torx
Abutment screw	B 7600	B 7600	B 7600	B 7600
Article No.	B 4800	B 4810	B 4820	B 4830






MedentiBASE scanbody

- Titanium specially coated
- incl. bridge screw

Article No.		B 4900
Please note:	The Scanbody is sterilisable and for intra-oral scanning.	






MedentiBASE accessories

- Material cover cap: Titanium
- Material implant pick-up: Titanium
- Material laboratory implant: Titanium
- Material laboratory implant CAD/CAM: Stainless steel
- Material placement instrument: Stainless steel

Description					
Placement instrument				M 11-6	
Article No.	B 4610	B 4620	4630	80	M 11-6

MedentiLOC abutment straight

- Titanium
- TiN coated
- Recommended torque: 25 Ncm

Implant connection					
Gingiva height	1.0 mm	2.0 mm	3.0 mm	4.0 mm	5.0 mm
Placement instrument	Hex 1,26	Hex 1,26	Hex 1,26	Hex 1,26	Hex 1,26
Article No.	B 2000	B 2100	B 2200	B 2300	B 2400

Please note: To screw in the straight MedentiLOC abutments you need the Placement instrument hex 1,26 mm M 03-1 or M 10-1 / M 09-1 or M 11-1.

MedentiLOC abutment angled 15°

- Titanium
- TiN coated
- incl. abutment screw
- Type 1 = angled over flat
- Recommended torque: 25 Ncm

Type 1



Implant connection	RP	RP	RP	RP	RP
Gingiva height (mm)	1.0/2.0	2.0/3.0	3.0/4.0	4.0/5.0	5.0/6.0
Placement instrument	Ball Hex	Ball Hex	Ball Hex	Ball Hex	Ball Hex
Abutment screw	B 61	B 61	B 61	B 61	B 61
Article No. Type 1	B 2500-1	B 2600-1	B 2700-1	B 2800-1	B 2900-1


Please note: To screw in the angled MedentiLOC abutments you need the special Placement instrument Ball-Hex 1,26 mm M 03-7 or M 10-7.

Novaloc Processing package

- Matrix housing, titanium/PEEK
- Retention insert white
Retention force: light
- Retention insert yellow
Retention force: medium
- Retention insert green
Retention force: strong
- Mounting collar, silicone
- 2 pcs per package
- incl. mounting insert



Titanium



PEEK

Material matrix housing	Titanium	PEEK
Article No.	2010.601-NOV	2010.611-NOV

Please note: The entire product overview is available in section Novaloc.

Placement instrument MedentiLOC abutment, angled

- Stainless steel
- Ball Hex



Version	Contra-angle	Manual and ratchet
Article No.	M 03-7	M 10-7

MedentiLOC Laboratory implant

- Stainless steel



Version	straight	angled
Article No.	56	57

AB	IPS
AT	K
B	L
BS	LX
C	MG
CX	N
D	NE
DT	OT
E	R
EV	S
F	T
GM	Y
H	Nov/Opt
I	Tools

BS-Series



The BS-Series abutments are compatible with

BEGO Implant Systems

Semados[®]* S/SC/SCX/RS/R SX/RI

DETAILED VIEW

Exact view of the direction of the angulation (indexing) of all angled abutments.



Type 1

angled over flat

*is a registered trademark of an independent third party



AB	IPS
AT	K
B	L
BS	LX
C	MG
CX	N
D	NE
DT	OT
E	R
EV	S
F	T
GM	Y
H	Nov/Opt
I	Tools

Laboratory implant

- Titanium
- CAD/CAM



Implant connection	D 3.25/3.75	D 4.1	D 4.5	D 5.5
Type	CAD/CAM	CAD/CAM	CAD/CAM	CAD/CAM
Placement instrument	BS 80 T	BS 80 T	BS 80 T	BS 80 T
Article No.	BS 80-PS	BS 81-PS	BS 82-PS	BS 83-PS

Placement instrument laboratory implant CAD/CAM

- Stainless steel



Implant connection	D 3.25-5.5
Article No.	BS 80 T

Abutment screw

- Titanium



Hex 1.26 Ball Torx

Placement instrument	Hex 1.26	Ball Torx
Article No.	BS 60	BS 61

Please note: The correct choice of the abutment screw is stated with the respective abutment in the catalogue.

Laboratory screw

- red coated



Article No.	BS 60 L
-------------	---------

Please note: The correct choice of the laboratory screw is stated with the respective abutment in the catalogue.

Scanbody

- Titanium
- specially coated
- incl. retention screw



Implant connection	D 3.25-5.5
retention screw	BS 60 SB
Article No.	BS 1400

Please note: The Scanbody is sterilisable and for intra-oral scanning. Can also be used for "Platform Switch Design" implants.

Titanium base ASC Flex

- Plattform-Switch
- angled screw channel
- Titanium
- incl. abutment screw
- Type SF = Screw channel angled over the flat of the scanbody Type
- Recommended torque: 30 Ncm




Implant connection	D 3.25/3.75-PS	D 4.1-PS	D 4.5-PS	D 5.5-PS
Chimney height	3.5-6.5	3.5-6.5	3.5-6.5	3.5-6.5
Gingiva height	0.6 mm	0.45 mm	0.15 mm	0.3 mm
Placement instrument	Ball Torx	Ball Torx	Ball Torx	Ball Torx
Abutment screw	BS 61	BS 61	BS 61	BS 61
Article No. Type 1	BS 1600-1-SF	BS 1610-1-SF	BS 1620-1-SF	BS 1630-1-SF

Please note: To screw in the titanium base ASC Flex you need the Placement instrument Ball-Torx M 03-8, M 10-8 or 6-13-06. To select the desired direction of the angled screw channel, please consider the Instruction for use.

Modelling cap set

- burn-out plastic
- Scope of Delivery: four chimney heights



Modelling cap set straight	6-09-01	6-09-05	6-09-09	6-09-37
Modelling cap set angled	6-09-02	6-09-06	6-09-10	6-09-38

Titanium base ASC Flex rotating

- angled screw channel
- Titanium
- incl. abutment screw
- Recommended torque: 30 Ncm




Implant connection	D 3.25/3.75-PS	D 4.1-PS	D 4.5-PS	D 5.5-PS
Chimney height	3.5-6.5	3.5-6.5	3.5-6.5	3.5-6.5
Gingiva height	0.6 mm	0.45 mm	0.15 mm	0.3 mm
Placement instrument	Ball Torx	Ball Torx	Ball Torx	Ball Torx
Abutment screw	BS 61	BS 61	BS 61	BS 61
Article No.	BS 1800	BS 1810	BS 1820	BS 1830

Please note: To screw in the titanium base ASC Flex you need the Placement instrument Ball-Torx M 03-8, M 10-8 or 6-13-06.

Modelling cap set

- burn-out plastic
- Scope of Delivery: four chimney heights



Modelling cap set straight	6-09-09	6-09-37	6-09-05	6-09-01
Modelling cap set angled	6-09-10	6-09-38	6-09-06	6-09-02

AB	IPS
AT	K
B	L
BS	LX
C	MG
CX	N
D	NE
DT	OT
E	R
EV	S
F	T
GM	Y
H	Nov/Opt
I	Tools

Titanium base 2nd Generation

- Titanium
- incl. abutment screw
- Recommended torque: 30 Ncm



	■	■	■	■
Implant connection	D 4.1	D 4.1	D 4.5	D 4.5
Chimney height	3.5 mm	5.5 mm	3.5 mm	5.5 mm
Gingiva height	0.1 mm	0.1 mm	0.1 mm	0.1 mm
Placement instrument	Hex 1.26	Hex 1.26	Hex 1.26	Hex 1.26
Abutment screw	BS 60	BS 60	BS 60	BS 60
Laboratory screw	BS 60 L	BS 60 L	BS 60 L	BS 60 L
Article No.	BS 1010	BS 1110	BS 1020	BS 1120

Can also be used for "Platform Switch Design" implants.

Titanium base 2nd Generation

- Titanium
- incl. abutment screw
- Recommended torque: 30 Ncm



	■	■
Implant connection	D 5.5	D 5.5
Chimney height	3.5 mm	5.5 mm
Gingiva height	0.1 mm	0.1 mm
Placement instrument	Hex 1.26	Hex 1.26
Abutment screw	BS 60	BS 60
Laboratory screw	BS 60 L	BS 60 L
Article No.	BS 1030	BS 1130

Can also be used for "Platform Switch Design" implants.

Titanium base Bridges/ bars 2nd Generation

- rotating
- Titanium
- incl. abutment screw
- Recommended torque: 30 Ncm




	■	■
Implant connection	D 4.1	D 4.5
Chimney height	3.5 mm	3.5 mm
Gingiva height	0.15 mm	0.15 mm
Placement instrument	Hex 1.26	Hex 1.26
Abutment screw	BS 60	BS 60
Laboratory screw	BS 60 L	BS 60 L
Article No.	BS 1510	BS 1520

Can also be used for "Platform Switch Design" implants.



PreFace abutment Titanium

- incl. abutment screw
- Recommended torque: 30 Ncm



Implant connection	D 3.25-5.5	D 3.25-5.5
Diameter	11.5 mm	16.0 mm
Placement instrument	Hex 1.26	Hex 1.26
Abutment screw	BS 60	BS 60
Laboratory screw	BS 60 L	BS 60 L
Article No.	BS 9000-R	BS 9000-16R

Can also be used for "Platform Switch Design" implants.

PreFace abutment CrCo alloy / CTE 14.1

- incl. abutment screw
- Recommended torque: 30 Ncm



Implant connection	D 3.25-5.5
Diameter	16.0 mm
Placement instrument	Hex 1.26
Abutment screw	BS 60
Laboratory screw	BS 60 L
Article No.	BS 9800-16R

Can also be used for "Platform Switch Design" implants.

Ti-Forms-Abutment for M-Series

- Titanium
- incl. abutment screw
- Recommended torque: 30 Ncm



Implant connection	D 3.25-5.5
Diameter	11.5 mm
Placement instrument	Hex 1.26
Abutment screw	BS 60
Laboratory screw	BS 60 L
Article No.	BS 9000-ST

Please note: This is used with Straumann/M-series.

AB	IPS
AT	K
B	L
BS	LX
C	MG
CX	N
D	NE
DT	OT
E	R
EV	S
F	T
GM	Y
H	Nov/Opt
I	Tools

C-Series



The C-Series abutments are compatible with

BioHorizons Camlog Camlog®* MEDENTIKA® PROCONE

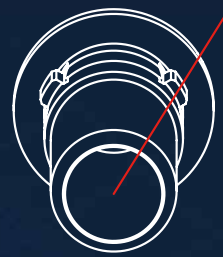
DETAILED VIEW

Exact view of the direction of the angulation (indexing) of all angled abutments.



Type 1

angled over flat



Type 2

angled over cam

*is a registered trademark of an independent third party



AB	IPS
AT	K
B	L
BS	LX
C	MG
CX	N
D	NE
DT	OT
E	R
EV	S
F	T
GM	Y
H	Nov/Opt
I	Tools

C-Series

Gingiva former

- Titanium
- Sterile packaged



Implant connection	D 3.3	D 3.3	D 3.3
Gingiva height	2.0 mm	4.0 mm	6.0 mm
Diameter	D 4.2	D 4.5	D 4.5
Article No.	C 70-2	C 70-4	C 70-6

Gingiva former

- Titanium
- Sterile packaged



Implant connection	D 3.8	D 3.8	D 3.8
Gingiva height	2.0 mm	4.0 mm	6.0 mm
Diameter	D 5.0	D 5.3	D 5.3
Article No.	C 71-2	C 71-4	C 71-6

Gingiva former

- Titanium
- Sterile packaged



Implant connection	D 4.3	D 4.3	D 4.3
Gingiva height	2.0 mm	4.0 mm	6.0 mm
Diameter	D 5.5	D 5.8	D 5.8
Article No.	C 72-2	C 72-4	C 72-6

Gingiva former

- Titanium
- Sterile packaged




Implant connection	D 5.0	D 5.0	D 5.0
Gingiva height	2.0 mm	4.0 mm	6.0 mm
Diameter	D 6.2	D 6.5	D 6.5
Article No.	C 73-2	C 73-4	C 73-6



Implant pick-up Open tray

- incl. retention screw
- Titanium



Implant connection	D 3.3	D 3.3	D 3.8	D 3.8
Version	short	long	short	long
Article No.	C 10	C 20	C 11	C 21

Implant pick-up Open tray

- incl. retention screw
- Titanium



Implant connection	D 4.3	D 4.3	D 5.0	D 5.0
Version	short	long	short	long
Article No.	C 12	C 22	C 13	C 23

Implant pick-up Closed tray


- incl. abutment screw
- incl. Positioning cap
- Titanium



Implant connection	D 3.3	D 3.8	D 4.3	D 5.0
Article No.	C 30	C 31	C 32	C 33

Laboratory implant

- Titanium



Implant connection	D 3.3	D 3.3	D 3.8	D 3.8
Type		CADCAM		CADCAM
Placement instrument		C 80 T		C 81 T
Article No.	C 50	C 80	C 51	C 81

Laboratory implant

- Titanium




Implant connection	D 4.3	D 4.3	D 5.0	D 5.0	D 6.0
Type		CADCAM		CADCAM	CADCAM
Placement instrument		C 82 T		C 83 T	C 84 T
Article No.	C 52	C 82	C 53	C 83	C 84

	AB	IPS
	AT	K
	B	L
	BS	LX
	C	MG
	CX	N
	D	NE
	DT	OT
	E	R
	EV	S
	F	T
	GM	Y
	H	Nov/Opt
I	Tools	

C-Series

**Placement instrument
laboratory implant
CAD/CAM**

• Stainless steel



Implant connection	D 3.3	D 3.8	D 4.3	D 5.0/6.0
Article No.	C 80 T	C 81 T	C 82 T	C 83 T

Abutment screw

• Titanium



Placement instrument	Hex 1.26	Hex 1.26	Hex 1.26	Hex 1.26	Hex 1.26
Article No.	C 60	C 61	C 62	C 64	C 65

Please note: The correct choice of the abutment screw is stated with the respective abutment in the catalogue.

Abutment screw

• Titanium



Placement instrument	Ball Torx	Ball Torx
Article No.	C 67	C 68

Please note: The correct choice of the abutment screw is stated with the respective abutment in the catalogue.

Laboratory screw

• red coated




Article No.	C 61 L	C 62 L
-------------	---------------	---------------

Please note: The correct choice of the laboratory screw is stated with the respective abutment in the catalogue.

**Standard abutment
straight**


• Titanium
• incl. abutment screw
• Recommended torque: 20 Ncm



Implant connection	D 3.3	D 3.3	D 3.8	D 3.8
Gingiva height	1.0/1.8 mm	3.0/4.5 mm	1.0/1.8 mm	3.0/4.5 mm
Diameter	4.2 mm	4.5 mm	5.0 mm	5.3 mm
Placement instrument	Hex 1.26	Hex 1.26	Hex 1.26	Hex 1.26
Abutment screw	C 61	C 61	C 61	C 61
Laboratory screw	C 61 L	C 61 L	C 61 L	C 61 L
Article No.	C 100-1	C 100-3	C 110-1	C 110-3

Standard abutment straight

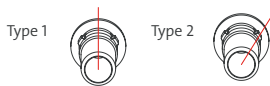
- Titanium
- incl. abutment screw
- Recommended torque: 20 Ncm



	■	■	■	■
Implant connection	D 4.3	D 4.3	D 5.0	D 5.0
Gingiva height	1.0/1.8 mm	3.0/4.5 mm	1.0/1.8 mm	3.0/4.5 mm
Diameter	5.5 mm	5.8 mm	6.2 mm	6.5 mm
Placement instrument	Hex 1.26	Hex 1.26	Hex 1.26	Hex 1.26
Abutment screw	C 61	C 61	C 62	C 62
Laboratory screw	C 61 L	C 61 L	C 62 L	C 62 L
Article No.	C 120-1	C 120-3	C 130-1	C 130-3

Standard abutment angled 18°


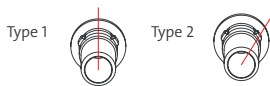
- Titanium
- incl. abutment screw
- Type 1 = angled over flat
- Type 2 = angled over cam
- Recommended torque: 20 Ncm



	■	■	■	■
Implant connection	D 3.3	D 3.3	D 3.8	D 3.8
Gingiva height	1.0/1.8 mm	3.0/4.5 mm	1.0/1.8 mm	3.0/4.5 mm
Diameter	4.8 mm	4.5 mm	5.0 mm	5.3 mm
Placement instrument	Hex 1.26	Hex 1.26	Hex 1.26	Hex 1.26
Abutment screw	C 61	C 61	C 61	C 61
Laboratory screw	C 61 L	C 61 L	C 61 L	C 61 L
Article No. Type 1	C 200-1-1	C 200-1-3	C 210-1-1	C 210-1-3
Article No. Type 2	C 200-2-1	C 200-2-3	C 210-2-1	C 210-2-3

Standard abutment angled 18°

- Titanium
- incl. abutment screw
- Type 1 = angled over flat
- Type 2 = angled over cam
- Recommended torque: 20 Ncm



	■	■	■	■
Implant connection	D 4.3	D 4.3	D 5.0	D 5.0
Gingiva height	1.0/1.8 mm	3.0/4.5 mm	1.0/1.8 mm	3.0/4.5 mm
Diameter	5.5 mm	5.8 mm	6.2 mm	6.5 mm
Placement instrument	Hex 1.26	Hex 1.26	Hex 1.26	Hex 1.26
Abutment screw	C 61	C 61	C 62	C 62
Laboratory screw	C 61 L	C 61 L	C 62 L	C 62 L
Article No. Type 1	C 220-1-1	C 220-1-3	C 230-1-1	C 230-1-3
Article No. Type 2	C 220-2-1	C 220-2-3	C 230-2-1	C 230-2-3

AB	IPS
AT	K
B	L
BS	LX
C	MG
CX	N
D	NE
DT	OT
E	R
EV	S
F	T
GM	Y
H	Nov/Opt
I	Tools

C-Series

Castable gold abutment

- Au 60%; Pd 20%; Pt 19%; Ir 1%
- Cast-on
- incl. abutment screw
- Recommended torque: 20 Ncm



Implant connection	D 3.3	D 3.8	D 4.3	D 5.0
Gold weight (g)	0,40	0,52	0,73	0,89
Placement instrument	Hex 1.26	Hex 1.26	Hex 1.26	Hex 1.26
Abutment screw	C 61	C 61	C 61	C 62
Laboratory screw	C 61 L	C 61 L	C 61 L	C 62 L
Article No.	C 300	C 310	C 320	C 330

Castable gold abutment rotating

- Au 60%; Pd 20%; Pt 19%; Ir 1%
- Cast-on
- incl. abutment screw
- Recommended torque: 20 Ncm



Implant connection	D 3.3	D 3.8	D 4.3	D 5.0
Gold weight (g)	0,28	0,38	0,48	0,59
Placement instrument	Hex 1.26	Hex 1.26	Hex 1.26	Hex 1.26
Abutment screw	C 61	C 61	C 61	C 62
Laboratory screw	C 61 L	C 61 L	C 61 L	C 62 L
Article No.	C 300 R	C 310 R	C 320 R	C 330 R

Castable CoCr abutment

- CrCo alloy / CTE 14.1
- Cast-on
- incl. abutment screw
- Recommended torque: 20 Ncm



Implant connection	D 3.3	D 3.8	D 4.3	D 5.0	D 6.0
Placement instrument	Hex 1.26	Hex 1.26	Hex 1.26	Hex 1.26	Hex 1.26
Abutment screw	C 61	C 61	C 61	C 62	C 62
Laboratory screw	C 61 L	C 61 L	C 61 L	C 62 L	C 62 L
Article No.	C 700	C 710	C 720	C 730	C 740

Please note: The Castable CoCr abutment may be cast on with NPM alloys where as the liquidus temperature does not exceed 1420°C.



Castable CoCr abutment rotating

- CrCo alloy / CTE 14.1
- Cast-on
- incl. abutment screw
- Recommended torque: 20 Ncm



Implant connection	D 3.3	D 3.8	D 4.3	D 5.0	D 6.0
Placement instrument	Hex 1.26	Hex 1.26	Hex 1.26	Hex 1.26	Hex 1.26
Abutment screw	C 61	C 61	C 61	C 62	C 62
Laboratory screw	C 61 L	C 61 L	C 61 L	C 62 L	C 62 L
Article No.	C 700 R	C 710 R	C 720 R	C 730 R	C 740 R

Please note: The Castable CoCr abutment may be cast on with NPM alloys where as the liquidus temperature does not exceed 1420°C.

Scanbody

- Titanium
- specially coated
- incl. retention screw

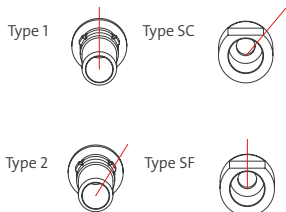


Implant connection	D 3.3	D 3.8	D 4.3	D 5.0/6.0
retention screw	C 61 SB	C 61 SB	C 61 SB	C 62 SB
Article No.	C 1400	C 1410	C 1420	C 1430

Please note: The Scanbody is sterilisable and for intra-oral scanning.

Titanium base ASC Flex

- angled screw channel
- Titanium
- incl. abutment screw
- Type SC = Screw channel angled over the right corner of the scanbody
- Type SF = Screw channel angled over the flat of the scanbody Type
- Recommended torque: 20 Ncm




Implant connection	D 3.3	D 3.8	D 4.3	D 5.0
Chimney height	3.5-6.5	3.5-6.5	3.5-6.5	3.5-6.5
Gingiva height	0.35 mm	0.35 mm	0.35 mm	0.35 mm
Placement instrument	Ball Torx	Ball Torx	Ball Torx	Ball Torx
Abutment screw	C 67	C 67	C 67	C 68
Article No. Type 1	C 1600-1-SC	C 1610-1-SC	C 1620-1-SC	C 1630-1-SC
Article No. Type 2	C 1600-2-SF	C 1610-2-SF	C 1620-2-SF	C 1630-2-SF

Please note: To screw in the titanium base ASC Flex you need the Placement instrument Ball-Torx M 03-8, M 10-8 or 6-13-06. To select the desired direction of the angled screw channel, please consider the Instruction for use.

Modelling cap set

- burn-out plastic
- Scope of Delivery: four chimney heights

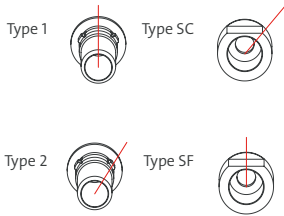


Modelling cap set straight	6-09-01	6-09-01	6-09-07	6-09-31
Modelling cap set angled	6-09-02	6-09-02	6-09-08	6-09-32

AB	IPS
AT	K
B	L
BS	LX
C	MG
CX	N
D	NE
DT	OT
E	R
EV	S
F	T
GM	Y
H	Nov/Opt
I	Tools

Titanium base ASC Flex

- Plattform-Switch
- angled screw channel
- Titanium
- incl. abutment screw
- Type SC = Screw channel angled over the right corner of the scanbody
- Type SF = Screw channel angled over the flat of the scanbody Type
- Recommended torque: 20 Ncm



■ ■ ■

Implant connection	D 3.8-PS	D 4.3-PS	D 5.0-PS
Chimney height	3.5-6.5	3.5-6.5	3.5-6.5
Gingiva height	1.0 mm	1.0 mm	1.0 mm
Placement instrument	Ball Torx	Ball Torx	Ball Torx
Abutment screw	C 67	C 67	C 68
Article No. Type 1	C 1610P-1-SC	C 1620P-1-SC	C 1630P-1-SC
Article No. Type 2	C 1610P-2-SF	C 1620P-2-SF	C 1630P-2-SF

Please note: To screw in the titanium base ASC Flex you need the Placement instrument Ball-Torx M 03-8, M 10-8 or 6-13-06. To select the desired direction of the angled screw channel, please consider the Instruction for use.

Modelling cap set

- burn-out plastic
- Scope of Delivery: four chimney heights



Modelling cap set straight	6-09-01	6-09-01	6-09-27
Modelling cap set angled	6-09-02	6-09-02	6-09-28

Titanium base ASC Flex rotating

- angled screw channel
- Titanium
- incl. abutment screw
- Recommended torque: 20 Ncm




■ ■ ■ ■

Implant connection	D 3.3	D 3.8	D 4.3	D 5.0
Chimney height	3.5-6.5	3.5-6.5	3.5-6.5	3.5-6.5
Gingiva height	0.35 mm	0.35 mm	0.35 mm	0.35 mm
Placement instrument	Ball Torx	Ball Torx	Ball Torx	Ball Torx
Abutment screw	C 67	C 67	C 67	C 68
Article No.	C 1800	C 1810	C 1820	C 1830

Please note: To screw in the titanium base ASC Flex you need the Placement instrument Ball-Torx M 03-8, M 10-8 or 6-13-06.

Modelling cap set

- burn-out plastic
- Scope of Delivery: four chimney heights




Modelling cap set straight	6-09-01	6-09-01	6-09-07	6-09-31
Modelling cap set angled	6-09-02	6-09-02	6-09-08	6-09-32



Titanium base 2nd Generation


- Titanium
- incl. abutment screw
- Recommended torque: 20 Ncm



Implant connection	D 3.3	D 3.3	D 3.8	D 3.8
Chimney height	3.5 mm	5.5 mm	3.5 mm	5.5 mm
Gingiva height	0.3 mm	0.3 mm	0.3 mm	0.3 mm
Placement instrument	Hex 1.26	Hex 1.26	Hex 1.26	Hex 1.26
Abutment screw	C 61	C 61	C 61	C 61
Laboratory screw	C 61 L	C 61 L	C 61 L	C 61 L
Article No.	C 1000	C 1100	C 1010	C 1110

Titanium base 2nd Generation

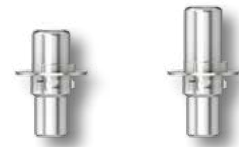
- Titanium
- incl. abutment screw
- Recommended torque: 20 Ncm



Implant connection	D 4.3	D 4.3	D 5.0	D 5.0
Chimney height	3.5 mm	5.5 mm	3.5 mm	5.5 mm
Gingiva height	0.3 mm	0.3 mm	0.3 mm	0.3 mm
Placement instrument	Hex 1.26	Hex 1.26	Hex 1.26	Hex 1.26
Abutment screw	C 61	C 61	C 62	C 62
Laboratory screw	C 61 L	C 61 L	C 62 L	C 62 L
Article No.	C 1020	C 1120	C 1030	C 1130

Titanium base 2nd Generation

- Titanium
- incl. abutment screw
- Recommended torque: 20 Ncm



Implant connection	D 6.0	D 6.0
Chimney height	3.5 mm	5.5 mm
Gingiva height	0.3 mm	0.3 mm
Placement instrument	Hex 1.26	Hex 1.26
Abutment screw	C 62	C 62
Laboratory screw	C 62 L	C 62 L
Article No.	C 1040	C 1140

AB	IPS
AT	K
B	L
BS	LX
C	MG
CX	N
D	NE
DT	OT
E	R
EV	S
F	T
GM	Y
H	Nov/Opt
I	Tools

C-Series

**Titanium base Bridges/
 bars 2nd Generation**

- rotating
- Titanium
- incl. abutment screw
- Recommended torque: 20 Ncm




Implant connection	D 3.3	D 3.8	D 4.3
Chimney height	3.5 mm	3.5 mm	3.5 mm
Gingiva height	0.3 mm	0.3 mm	0.3 mm
Abutment	C 60	C 60	C 60
Article No.	C 1500	C 1510	C 1520

Please note: This is used with Scanbody.

**PreFace abutment
 Titanium**


- incl. abutment screw
- Recommended torque: 20 Ncm



Implant connection	D 3.3	D 3.3	D 3.8	D 3.8
Diameter	11.5 mm	16.0 mm	11.5 mm	16.0 mm
Placement instrument	Hex 1.26	Hex 1.26	Hex 1.26	Hex 1.26
Abutment screw	C 61	C 61	C 61	C 61
Laboratory screw	C 61 L	C 61 L	C 61 L	C 61 L
Article No.	C 9000-R	C 9000-16R	C 9010-R	C 9010-16R

**PreFace abutment
 Titanium**

- incl. abutment screw
- Recommended torque: 20 Ncm



Implant connection	D 4.3	D 4.3	D 5.0	D 5.0
Diameter	11.5 mm	16.0 mm	11.5 mm	16.0 mm
Placement instrument	Hex 1.26	Hex 1.26	Hex 1.26	Hex 1.26
Abutment screw	C 61	C 61	C 62	C 62
Laboratory screw	C 61 L	C 61 L	C 62 L	C 62 L
Article No.	C 9020-R	C 9020-16R	C 9030-R	C 9030-16R

PreFace abutment Titanium

- incl. abutment screw
- Recommended torque: 20 Ncm



Implant connection	D 6.0	D 6.0
Diameter	11.5 mm	16.0 mm
Placement instrument	Hex 1.26	Hex 1.26
Abutment screw	C 62	C 62
Laboratory screw	C 62 L	C 62 L
Article No.	C 9040-R	C 9040-16R

PreFace abutment CrCo alloy / CTE 14.1

- incl. abutment screw
- Recommended torque: 20 Ncm



Implant connection	D 3.3	D 3.8	D 4.3	D 5.0	D 6.0
Diameter	16.0 mm	16.0 mm	16.0 mm	16.0 mm	16.0 mm
Placement instrument	Hex 1.26	Hex 1.26	Hex 1.26	Hex 1.26	Hex 1.26
Abutment screw	C 61	C 61	C 61	C 62	C 62
Laboratory screw	C 61 L	C 61 L	C 61 L	C 62 L	C 62 L
Article No.	C 9800-16R	C 9810-16R	C 9820-16R	C 9830-16R	C 9840-16R

TI-Forms-Abutment for M-Series

- Titanium
- incl. abutment screw
- Recommended torque: 20 Ncm



Implant connection	D 3.3	D 3.8	D 4.3	D 5.0	D 6.0
Diameter	11.5 mm	11.5 mm	11.5 mm	11.5 mm	11.5 mm
Placement instrument	Hex 1.26	Hex 1.26	Hex 1.26	Hex 1.26	Hex 1.26
Abutment screw	C 61	C 61	C 61	C 62	C 62
Laboratory screw	C 61 L	C 61 L	C 61 L	C 62 L	C 62 L
Article No.	C 9000-ST	C 9010-ST	C 9020-ST	C 9030-ST	C 9040-ST

Please note: This is used with Straumann/M-series.

AB
AT
B
BS
C
CX
D
DT
E
EV
F
GM
H
I
IPS
K
L
LX
MG
N
NE
OT
R
S
T
Y
Nov/Opt
Tools

C-Series

MedentiBASE abutment straight

- Titanium
- Recommended torque: 20 Ncm



	■	■	■	■	■
Implant connection	D 3.3	D 3.3	D 3.3	D 3.3	D 3.3
Gingiva height	0.5 mm	1.5 mm	2.5 mm	3.5 mm	4.5 mm
Placement instrument	M 11-6	M 11-6	M 11-6	M 11-6	M 11-6
Article No.	C 4000	C 4100	C 4200	C 4300	C 4400

MedentiBASE abutment straight

- Titanium
- Recommended torque: 30 Ncm



	■	■	■	■	■
Implant connection	D 3.8	D 3.8	D 3.8	D 3.8	D 3.8
Gingiva height	0.5 mm	1.5 mm	2.5 mm	3.5 mm	4.5 mm
Placement instrument	M 11-6	M 11-6	M 11-6	M 11-6	M 11-6
Article No.	C 4010	C 4110	C 4210	C 4310	C 4410

MedentiBASE abutment straight

- Titanium
- Recommended torque: 30 Ncm



	■	■	■	■	■
Implant connection	D 4.3	D 4.3	D 4.3	D 4.3	D 4.3
Gingiva height	0.5 mm	1.5 mm	2.5 mm	3.5 mm	4.5 mm
Placement instrument	M 11-6	M 11-6	M 11-6	M 11-6	M 11-6
Article No.	C 4020	C 4120	C 4220	C 4320	C 4420

MedentiBASE bridge screw

- Titanium
- Recommended torque: 15 Ncm



Placement instrument	Ball Torx	Hex 1.26
Article No.	6-28-01	C 7600



MedentiBASE prosthetic components

- incl. bridge screw
- Recommended torque: 15 Ncm
- titanium base / titanium cap:
incl. bridge screw
Material: Titanium
- Material scanbody: Titanium

			
Description	titanium base ASC	titanium cap Flex	titanium base
Placement instrument	Ball Torx	Hex 1.26	Hex 1.26
Abutment screw	6-28-01	C 7600	C 7600
Article No.	6-28-02	C 4730	C 4840





MedentiBASE prosthetic components

- incl. bridge screw
- Material plastic coping: Tecanat (PC)
- Material HSL coping: Au 60%; Pd 20%; Pt 19%; Ir 1%

		
Description	plastic cap	gold cap, castable
Article No.	C 4710	C 4720


MedentiBASE Prosthetic components for passive fit

- incl. bridge screw
- Recommended torque: 15 Ncm
- adhesive cap Material: Titanium
- adhesive casing incl. Modelling screw

				
Description	adhesive cap	adhesive casing	adhesive cap	adhesive casing
Version	Short	Short	Long	Long
Placement instrument	Hex 1.26		Hex 1.26	
Abutment screw	C 7600		C 7600	
Article No.	C 4800	C 4810	C 4820	C 4830






MedentiBASE scanbody

- Titanium specially coated
- incl. bridge screw

	
Article No.	C 4900
Please note:	The Scanbody is sterilisable and for intra-oral scanning.

MedentiBASE accessories

- Material cover cap: Titanium
- Material implant pick-up: Titanium
- Material laboratory implant: Titanium
- Material laboratory implant CAD/CAM: Stainless steel
- Material placement instrument: Stainless steel

					
Description	cover cap	implant pick-up	Laboratory implant	Laboratory implant CAD-CAM	Placement instrument
Placement instrument				M 11-6	
Article No.	C 4610	C 4620	4630	80	M 11-6

AB	IPS
AT	K
B	L
BS	LX
C	MG
CX	N
D	NE
DT	OT
E	R
EV	S
F	T
GM	Y
H	Nov/Opt
I	Tools

C-Series

Multi-unit abutment straight

- Titanium
- Sterile packaged
- Recommended torque: 20 Ncm



Implant connection	D 3.3	D 3.3	D 3.3
Gingiva height	1.0 mm	3.0 mm	5.0 mm
Placement instrument	M 11-11	M 11-11	M 11-11
Article No.	C 8000	C 8001	C 8002

Please note: To screw in the Multi-unit abutment straight you need the Placement instrument M 11-11.

Multi-unit abutment angled 17°

- Titanium
- Sterile packaged
- incl. abutment screw
- Type 1 = angled over flat
- Type 2 = angled over cam
- Recommended torque: 20 Ncm



Implant connection	D 3.3	D 3.3	D 3.3
Gingiva height (mm)	1.1/2.5	2.1/3.5	3.6/5.0
Placement instrument	Hex 1.26	Hex 1.26	Hex 1.26
Abutment screw	C 64	C 64	C 64
Article No. Type 1	C 8100	C 8101	C 8102
Article No. Type 2	C 8200	C 8201	C 8202

Multi-unit abutment angled 30°

- Titanium
- Sterile packaged
- incl. abutment screw
- Type 1 = angled over flat
- Type 2 = angled over cam
- Recommended torque: 20 Ncm



Implant connection	D 3.3	D 3.3	D 3.3
Gingiva height (mm)	0.6/3.0	1.6/4.0	2.4/5.0
Placement instrument	Hex 1.26	Hex 1.26	Hex 1.26
Abutment screw	C 64	C 64	C 64
Article No. Type 1	C 8300	C 8301	C 8302
Article No. Type 2	C 8400	C 8401	C 8402



Multi-unit abutment straight

- Titanium
- Sterile packaged
- Recommended torque: 30 Ncm



Implant connection	D 3.8	D 3.8	D 3.8
Gingiva height	1.0 mm	3.0 mm	5.0 mm
Placement instrument	M 11-11	M 11-11	M 11-11
Article No.	C 8010	C 8011	C 8012

Please note: To screw in the Multi-unit abutment straight you need the Placement instrument M 11-11.

Multi-unit abutment angled 17°

- Titanium
- Sterile packaged
- incl. abutment screw
- Type 1 = angled over flat
- Type 2 = angled over cam
- Recommended torque: 20 Ncm



Implant connection	D 3.8	D 3.8	D 3.8
Gingiva height (mm)	1.1/2.5	2.1/3.5	3.6/5.0
Placement instrument	Hex 1.26	Hex 1.26	Hex 1.26
Abutment screw	C 64	C 64	C 64
Article No. Type 1	C 8110	C 8111	C 8112
Article No. Type 2	C 8210	C 8211	C 8212

Multi-unit abutment angled 30°

- Titanium
- Sterile packaged
- incl. abutment screw
- Type 1 = angled over flat
- Type 2 = angled over cam
- Recommended torque: 20 Ncm



Implant connection	D 3.8	D 3.8	D 3.8
Gingiva height (mm)	0.6/3.0	1.6/4.0	2.4/5.0
Placement instrument	Hex 1.26	Hex 1.26	Hex 1.26
Abutment screw	C 64	C 64	C 64
Article No. Type 1	C 8310	C 8311	C 8312
Article No. Type 2	C 8410	C 8411	C 8412

AB	IPS
AT	K
B	L
BS	LX
C	MG
CX	N
D	NE
DT	OT
E	R
EV	S
F	T
GM	Y
H	Nov/Opt
I	Tools

C-Series

Multi-unit abutment straight

- Titanium
- Sterile packaged
- Recommended torque: 30 Ncm

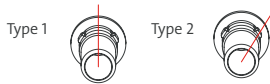


Implant connection	D 4.3	D 4.3	D 4.3
Gingiva height	1.0 mm	3.0 mm	5.0 mm
Placement instrument	M 11-11	M 11-11	M 11-11
Article No.	C 8020	C 8021	C 8022

Please note: To screw in the Multi-unit abutment straight you need the Placement instrument M 11-11.

Multi-unit abutment angled 17°

- Titanium
- Sterile packaged
- incl. abutment screw
- Type 1 = angled over flat
- Type 2 = angled over cam
- Recommended torque: 20 Ncm



Implant connection	D 4.3	D 4.3	D 4.3
Gingiva height (mm)	1.1/2.5	2.1/3.5	3.6/5.0
Placement instrument	Hex 1.26	Hex 1.26	Hex 1.26
Abutment screw	C 64	C 64	C 64
Article No. Type 1	C 8120	C 8121	C 8122
Article No. Type 2	C 8220	C 8221	C 8222

Multi-unit abutment angled 30°

- Titanium
- Sterile packaged
- incl. abutment screw
- Type 1 = angled over flat
- Type 2 = angled over cam
- Recommended torque: 20 Ncm



Implant connection	D 4.3	D 4.3	D 4.3
Gingiva height (mm)	0.6/3.0	1.6/4.0	2.4/5.0
Placement instrument	Hex 1.26	Hex 1.26	Hex 1.26
Abutment screw	C 64	C 64	C 64
Article No. Type 1	C 8320	C 8321	C 8322
Article No. Type 2	C 8420	C 8421	C 8422



Multi-unit abutment straight

- Titanium
- Sterile packaged
- Recommended torque: 30 Ncm



Implant connection	D 5.0	D 5.0	D 5.0
Gingiva height	1.0 mm	3.0 mm	5.0 mm
Placement instrument	M 11-11	M 11-11	M 11-11
Article No.	C 8030	C 8031	C 8032

Please note: To screw in the Multi-unit abutment straight you need the Placement instrument M 11-11.

Multi-unit abutment angled 17°

- Titanium
- Sterile packaged
- incl. abutment screw
- Type 1 = angled over flat
- Type 2 = angled over cam
- Recommended torque: 20 Ncm



Implant connection	D 5.0	D 5.0	D 5.0
Gingiva height (mm)	1.1/2.5	2.1/3.5	3.6/5.0
Placement instrument	Hex 1.26	Hex 1.26	Hex 1.26
Abutment screw	C 65	C 65	C 65
Article No. Type 1	C 8130	C 8131	C 8132
Article No. Type 2	C 8230	C 8231	C 8232

Multi-unit abutment angled 30°

- Titanium
- Sterile packaged
- incl. abutment screw
- Type 1 = angled over flat
- Type 2 = angled over cam
- Recommended torque: 20 Ncm



Implant connection	D 5.0	D 5.0	D 5.0
Gingiva height (mm)	0.6/3.0	1.6/4.0	2,4/5,0
Placement instrument	Hex 1.26	Hex 1.26	Hex 1.26
Abutment screw	C 65	C 65	C 65
Article No. Type 1	C 8330	C 8331	C 8332
Article No. Type 2	C 8430	C 8431	C 8432

Multi-unit bridge screw

- Material: Titanium
- Recommended torque: 15 Ncm



Placement instrument	Ball Torx	Hex 1.26
Article No.	6-31-01	C 8501

AB	IPS
AT	K
B	L
BS	LX
C	MG
CX	N
D	NE
DT	OT
E	R
EV	S
F	T
GM	Y
H	Nov/Opt
I	Tools

C-Series

Multi-unit prosthetic components

- Recommended torque: 15 Ncm
- titanium base / titanium cap:
incl. bridge screw
Material: Titanium
- modelling sleeve:
without Bridge screw
Material: Tecanat (PC)



Description	titanium base ASC	titanium base Hex 1.26	titanium cap Flex	modelling sleeve
Placement instrument	Ball Torx	Hex 1.26	Hex 1.26	
Screw	6-31-01	C 8501	C 8501	
Article No.	6-31-02	C 8508	C 8519	8510
Please note:	The Multi-unit modelling sleeve can be used with the Multi-unit titanium base and Multi-unit titanium cap.			

Multi-unit prosthetic components

- incl. bridge screw
- Recommended torque: 15 Ncm
- Material gold cap, castable:
Au 60%; Pd 20%; Pt 19%; Ir 1%
- Material CoCr cap:
CrCo alloy / CTE 14.1



Description	gold cap, castable	CoCr cap
Placement instrument	Hex 1.26	Hex 1.26
Screw	C 8501	C 8501
Article No.	C 8506	C 8507

Multi-unit screw patrix


- Material MedentiLOC:
Titanium TiN coated
- Material Novaloc:
Titanium ADLC coated
- Recommended torque: 15 Ncm



Description	MedentiLOC	Novaloc
Placement instrument	Hex 1.26	Hex 1.26
Article No.	C 8517	C 8518

Multi-unit scanbody

- Titanium specially coated
- incl. bridge screw



Version	straight	angled
Placement instrument	Hex 1.26	Hex 1.26
Screw	C 8501	C 8501
Article No.	C 8500	C 8513
Please note:	The Scanbody is sterilisable and for intra-oral scanning.	

Multi-unit Laboratory implant

- Titanium



Version	straight	angled	angled
Type		17°	30°
Article No.	8504	8514-17	8514-30



Multi-unit Laboratory implant CAD/CAM

- Titanium



Version	straight	angled	angled
Type		17°	30°
Placement instrument	M 11-11	8515 T	8515 T
Article No.	8509	8515-17	8515-30

Multi-unit accessories

- Material cover cap: Titanium
- Material implant pick-up: Titanium
- Material placement instrument: Stainless steel
- Placement instrument laboratory implant: Stainless steel



Description	cover cap	implant pick-up	Placement instrument	Placement instrument laboratory implant
Article No.	C 8502	C 8503	M 11-11	8515 T

MedentiLOC abutment straight

- Titanium
- TiN coated
- Recommended torque: 20 Ncm



Implant connection	D 3.3	D 3.3	D 3.3	D 3.3	D 3.3
Gingiva height	1.0 mm	2.0 mm	3.0 mm	4.0 mm	5.0 mm
Placement instrument	Hex 1,26	Hex 1,26	Hex 1,26	Hex 1,26	Hex 1,26
Article No.	C 2000	C 2100	C 2200	C 2300	C 2400

Please note: To screw in the straight MedentiLOC abutments you need the Placement instrument hex 1,26 mm M 03-1 or M 10-1 / M 09-1 or M 11-1.

MedentiLOC abutment straight

- Titanium
- TiN coated
- Recommended torque: 30 Ncm



Implant connection	D 3.8	D 3.8	D 3.8	D 3.8	D 3.8
Gingiva height	1.0 mm	2.0 mm	3.0 mm	4.0 mm	5.0 mm
Placement instrument	Hex 1,26	Hex 1,26	Hex 1,26	Hex 1,26	Hex 1,26
Article No.	C 2010	C 2110	C 2210	C 2310	C 2410

Please note: To screw in the straight MedentiLOC abutments you need the Placement instrument hex 1,26 mm M 03-1 or M 10-1 / M 09-1 or M 11-1.

AB	IPS
AT	K
B	L
BS	LX
C	MG
CX	N
D	NE
DT	OT
E	R
EV	S
F	T
GM	Y
H	Nov/Opt
I	Tools

C-Series

MedentiLOC abutment straight

- Titanium
- TiN coated
- Recommended torque: 30 Ncm



	■	■	■	■	■
Implant connection	D 4.3	D 4.3	D 4.3	D 4.3	D 4.3
Gingiva height	1.0 mm	2.0 mm	3.0 mm	4.0 mm	5.0 mm
Placement instrument	Hex 1,26	Hex 1,26	Hex 1,26	Hex 1,26	Hex 1,26
Article No.	C 2020	C 2120	C 2220	C 2320	C 2420

Please note: To screw in the straight MedentiLOC abutments you need the Placement instrument hex 1,26 mm M 03-1 or M 10-1 / M 09-1 or M 11-1.

MedentiLOC abutment straight

- Titanium
- TiN coated
- Recommended torque: 30 Ncm



	■	■	■	■	■
Implant connection	D 5.0	D 5.0	D 5.0	D 5.0	D 5.0
Gingiva height	1.0 mm	2.0 mm	3.0 mm	4.0 mm	5.0 mm
Placement instrument	Hex 1,26	Hex 1,26	Hex 1,26	Hex 1,26	Hex 1,26
Article No.	C 2030	C 2130	C 2230	C 2330	C 2430

Please note: To screw in the straight MedentiLOC abutments you need the Placement instrument hex 1,26 mm M 03-1 or M 10-1 / M 09-1 or M 11-1.

MedentiLOC abutment straight

- Titanium
- TiN coated
- Recommended torque: 30 Ncm



	■	■	■	■	■
Implant connection	D 6.0	D 6.0	D 6.0	D 6.0	D 6.0
Gingiva height	1.0 mm	2.0 mm	3.0 mm	4.0 mm	5.0 mm
Placement instrument	Hex 1,26	Hex 1,26	Hex 1,26	Hex 1,26	Hex 1,26
Article No.	C 2040	C 2140	C 2240	C 2340	C 2440

Please note: To screw in the straight MedentiLOC abutments you need the Placement instrument hex 1,26 mm M 03-1 or M 10-1 / M 09-1 or M 11-1.

Novaloc Processing package

- Matrix housing, titanium/PEEK
- Retention insert white
Retention force: light
- Retention insert yellow
Retention force: medium
- Retention insert green
Retention force: strong
- Mounting collar, silicone
- 2 pcs per package
- incl. mounting insert



Material matrix housing	Titanium	PEEK
Article No.	2010.601-NOV	2010.611-NOV

Please note: The entire product overview is available in section Novaloc.

MedentiLOC Laboratory implant

- Stainless steel



Version	straight
Article No.	56

Novaloc abutment straight

- Titanium
- ADLC coated
- Recommended torque: 20 Ncm



Implant connection	D 3.3	D 3.3	D 3.3	D 3.3	D 3.3
Gingiva height	1.0 mm	2.0 mm	3.0 mm	4.0 mm	5.0 mm
Placement instrument	Hex 1.26	Hex 1.26	Hex 1.26	Hex 1.26	Hex 1.26
Article No.	C 6000	C 6100	C 6200	C 6300	C 6400

Novaloc abutment angled 15°

- Titanium
- ADLC coated
- incl. abutment screw
- Type 1 = angled over flat
- Type 2 = angled over cam
- Recommended torque: 20 Ncm



Implant connection	D 3.3	D 3.3	D 3.3	D 3.3	D 3.3
Gingiva height (mm)	1.0/2.0	2.0/3.0	3.0/4.0	4.0/5.0	5.0/6.0
Placement instrument	Ball Torx	Ball Torx	Ball Torx	Ball Torx	Ball Torx
Abutment screw	C 67	C 67	C 67	C 67	C 67
Article No. Type 1	C 6500-1	C 6600-1	C 6700-1	C 6800-1	C 6900-1
Article No. Type 2	C 6500-2	C 6600-2	C 6700-2	C 6800-2	C 6900-2

Please note: To screw in the angled Novaloc abutments you need the special Placement instrument Ball-Torx M 03-8 or M 10-8.

Novaloc abutment straight

- Titanium
- ADLC coated
- Recommended torque: 30 Ncm



Implant connection	D 3.8	D 3.8	D 3.8	D 3.8	D 3.8
Gingiva height	1.0 mm	2.0 mm	3.0 mm	4.0 mm	5.0 mm
Placement instrument	Hex 1.26	Hex 1.26	Hex 1.26	Hex 1.26	Hex 1.26
Article No.	C 6010	C 6110	C 6210	C 6310	C 6410

AB	IPS
AT	K
B	L
BS	LX
C	MG
CX	N
D	NE
DT	OT
E	R
EV	S
F	T
GM	Y
H	Nov/Opt
I	Tools

C-Series

Novaloc abutment angled 15°

- Titanium
- ADLC coated
- incl. abutment screw
- Type 1 = angled over flat
- Type 2 = angled over cam
- Recommended torque: 20 Ncm



Implant connection	D 3.8	D 3.8	D 3.8	D 3.8	D 3.8
Gingiva height (mm)	1.0/2.0	2.0/3.0	3.0/4.0	4.0/5.0	5.0/6.0
Placement instrument	Ball Torx	Ball Torx	Ball Torx	Ball Torx	Ball Torx
Abutment screw	C 67	C 67	C 67	C 67	C 67
Article No. Type 1	C 6510-1	C 6610-1	C 6710-1	C 6810-1	C 6910-1
Article No. Type 2	C 6510-2	C 6610-2	C 6710-2	C 6810-2	C 6910-2

Please note: To screw in the angled Novaloc abutments you need the special Placement instrument Ball-Torx M 03-8 or M 10-8.

Novaloc abutment straight

- Titanium
- ADLC coated
- Recommended torque: 30 Ncm



Implant connection	D 4.3	D 4.3	D 4.3	D 4.3	D 4.3
Gingiva height	1.0 mm	2.0 mm	3.0 mm	4.0 mm	5.0 mm
Placement instrument	Hex 1.26	Hex 1.26	Hex 1.26	Hex 1.26	Hex 1.26
Article No.	C 6020	C 6120	C 6220	C 6320	C 6420

Novaloc abutment angled 15°

- Titanium
- ADLC coated
- incl. abutment screw
- Type 1 = angled over flat
- Type 2 = angled over cam
- Recommended torque: 20 Ncm



Implant connection	D 4.3	D 4.3	D 4.3	D 4.3	D 4.3
Gingiva height (mm)	1.0/2.0	2.0/3.0	3.0/4.0	4.0/5.0	5.0/6.0
Placement instrument	Ball Torx	Ball Torx	Ball Torx	Ball Torx	Ball Torx
Abutment screw	C 67	C 67	C 67	C 67	C 67
Article No. Type 1	C 6520-1	C 6620-1	C 6720-1	C 6820-1	C 6920-1
Article No. Type 2	C 6520-2	C 6620-2	C 6720-2	C 6820-2	C 6920-2

Please note: To screw in the angled Novaloc abutments you need the special Placement instrument Ball-Torx M 03-8 or M 10-8.

Novaloc abutment straight

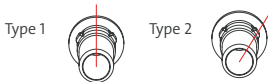
- Titanium
- ADLC coated
- Recommended torque: 30 Ncm



Implant connection	D 5.0	D 5.0	D 5.0	D 5.0	D 5.0
Gingiva height	1.0 mm	2.0 mm	3.0 mm	4.0 mm	5.0 mm
Placement instrument	Hex 1.26	Hex 1.26	Hex 1.26	Hex 1.26	Hex 1.26
Article No.	C 6030	C 6130	C 6230	C 6330	C 6430

Novaloc abutment angled 15°

- Titanium
- ADLC coated
- incl. abutment screw
- Type 1 = angled over flat
- Type 2 = angled over cam
- Recommended torque: 20 Ncm



Implant connection	D 5.0	D 5.0	D 5.0	D 5.0	D 5.0
Gingiva height (mm)	1.0/2.0	2.0/3.0	3.0/4.0	4.0/5.0	5.0/6.0
Placement instrument	Ball Torx	Ball Torx	Ball Torx	Ball Torx	Ball Torx
Abutment screw	C 68	C 68	C 68	C 68	C 68
Article No. Type 1	C 6530-1	C 6630-1	C 6730-1	C 6830-1	C 6930-1
Article No. Type 2	C 6530-2	C 6630-2	C 6730-2	C 6830-2	C 6930-2

Please note: To screw in the angled Novaloc abutments you need the special Placement instrument Ball-Torx M 03-8 or M 10-8.

Novaloc Processing package

- Matrix housing, titanium/PEEK
- Retention insert white
Retention force: light
- Retention insert yellow
Retention force: medium
- Retention insert green
Retention force: strong
- Mounting collar, silicone
- 2 pcs per package
- incl. mounting insert



Material matrix housing	Titanium	PEEK
Article No.	2010.601-NOV	2010.611-NOV

Please note: The entire product overview is available in section Novaloc.

Placement instrument Ball Torx

- Stainless steel



Version	Contra-angle	Contra-angle	Manual and ratchet
Type	L 30 mm	long	long
Article No.	6-13-06	M 03-8	M 10-8

AB	IPS
AT	K
B	L
BS	LX
C	MG
CX	N
D	NE
DT	OT
E	R
EV	S
F	T
GM	Y
H	Nov/Opt
I	Tools

C-Series

Novaloc Laboratory implant

- Stainless steel



Version	straight	angled
Article No.	58	59

Optiloc abutment straight

- Titanium
- ADLC coated
- Recommended torque: 20 Ncm



Implant connection	D 3.3	D 3.3	D 3.3	D 3.3	D 3.3
Gingiva height	1.0 mm	2.0 mm	3.0 mm	4.0 mm	5.0 mm
Placement instrument	M 59 / M 79	M 59 / M 79	M 59 / M 79	M 59 / M 79	M 59 / M 79
Article No.	C 5000	C 5100	C 5200	C 5300	C 5400

Optiloc abutment straight

- Titanium
- ADLC coated
- Recommended torque: 30 Ncm



Implant connection	D 3.8	D 3.8	D 3.8	D 3.8	D 3.8
Gingiva height	1.0 mm	2.0 mm	3.0 mm	4.0 mm	5.0 mm
Placement instrument	M 59 / M 79	M 59 / M 79	M 59 / M 79	M 59 / M 79	M 59 / M 79
Article No.	C 5010	C 5110	C 5210	C 5310	C 5410

Optiloc abutment straight

- Titanium
- ADLC coated
- Recommended torque: 30 Ncm



Implant connection	D 4.3	D 4.3	D 4.3	D 4.3	D 4.3
Gingiva height	1.0 mm	2.0 mm	3.0 mm	4.0 mm	5.0 mm
Placement instrument	M 59 / M 79	M 59 / M 79	M 59 / M 79	M 59 / M 79	M 59 / M 79
Article No.	C 5020	C 5120	C 5220	C 5320	C 5420

Optiloc abutment straight

- Titanium
- ADLC coated
- Recommended torque: 30 Ncm



Implant connection	D 5.0	D 5.0	D 5.0	D 5.0	D 5.0
Gingiva height	1.0 mm	2.0 mm	3.0 mm	4.0 mm	5.0 mm
Placement instrument	M 59 / M 79	M 59 / M 79	M 59 / M 79	M 59 / M 79	M 59 / M 79
Article No.	C 5030	C 5130	C 5230	C 5330	C 5430

Optiloc Processing package

- Matrix housing, titanium
- Retention insert white
Retention force: light
- Retention insert yellow
Retention force: medium
- Retention insert green
Retention force: strong
- Mounting collar, silicone
- 2 pcs per package



Material matrix housing	Titanium
Article No.	5202.0001-OPT
Please note:	The entire product overview is available in section Optiloc.

Placement instrument Optiloc abutment

- Stainless steel



Version	Manual and ratchet	Contra-angle
Article No.	M 59	M 79

Optiloc Model Analog

- Material: Al



Version	Model Analog
Article No.	2102.0024-OPT

AB	IPS
AT	K
B	L
BS	LX
C	MG
CX	N
D	NE
DT	OT
E	R
EV	S
F	T
GM	Y
H	Nov/Opt
I	Tools

CX-Series



The CX-Series abutments are compatible with

Medentis Medical
ICX^{®*}-Active
ICX^{®*}-Premium

DETAILED VIEW

Exact view of the direction of the angulation (indexing) of all angled abutments.



Type 1

angled over flat

*is a registered trademark of an independent third party

⏪

AB	IPS
AT	K
B	L
BS	LX
C	MG
CX	N
D	NE
DT	OT
E	R
EV	S
F	T
GM	Y
H	Nov/Opt
I	Tools

Laboratory implant

- Titanium



Implant connection	D 3.75-4.8	D 3.75-4.8
Type		CADCAM
Placement instrument		CX 80 T
Article No.	CX 50	CX 80

Placement instrument laboratory implant CADCAM

- Stainless steel



Implant connection		D 3.75-4.8
Article No.		CX 80 T

Abutment screw

- Titanium



Placement instrument	Hex 1.4	Ball Torx
Article No.	CX 60	CX 61

Please note: The correct choice of the abutment screw is stated with the respective abutment in the catalogue.

Laboratory screw

- red coated



Article No.		CX 60 L
-------------	--	----------------

Please note: The correct choice of the laboratory screw is stated with the respective abutment in the catalogue.

Castable CoCr abutment

- CrCo alloy / CTE 14.1
- Cast-on
- incl. abutment screw
- Recommended torque: 30 Ncm



Implant connection		D 3.75-4.8
Placement instrument		Hex 1.4
Abutment screw		CX 60
Laboratory screw		CX 60 L
Article No.		CX 700

Please note: The Castable CoCr abutment may be cast on with NPM alloys where as the liquidus temperature does not exceed 1420°C.



Castable CoCr abutment rotating

- CrCo alloy / CTE 14.1
- Cast-on
- incl. abutment screw
- Recommended torque: 30 Ncm



Implant connection	D 3.75-4.8
Placement instrument	Hex 1.4
Abutment screw	CX 60
Laboratory screw	CX 60 L
Article No.	CX 700 R

Please note: The Castable CoCr abutment may be cast on with NPM alloys where as the liquidus temperature does not exceed 1420°C.

Scanbody

- Titanium
- specially coated
- incl. retention screw



Implant connection	D 3.75-4.8
retention screw	CX 60 SB
Article No.	CX 1400

Please note: The Scanbody is sterilisable and for intra-oral scanning.

Titanium base ASC Flex

- angled screw channel
- Titanium
- incl. abutment screw
- Type SF = Screw channel angled over the flat of the scanbody Type
- Recommended torque: 30 Ncm




Implant connection	D 3.75-4.8	D 3.75-4.8
Chimney height	3.5-6.5	3.5-6.5
Gingiva height	1.1 mm	2.5 mm
Placement instrument	Ball Torx	Ball Torx
Abutment screw	CX 61	CX 61
Article No. Type 1	CX 1600-1-SF	CX 1700-1-SF

Please note: To screw in the titanium base ASC Flex you need the Placement instrument Ball-Torx M 03-8, M 10-8 or 6-13-06. To select the desired direction of the angled screw channel, please consider the Instruction for use.

Modelling cap set

- burn-out plastic
- Scope of Delivery: four chimney heights



Modelling cap set straight	6-09-09	6-09-09
Modelling cap set angled	6-09-10	6-09-10

AB	IPS
AT	K
B	L
BS	LX
C	MG
CX	N
D	NE
DT	OT
E	R
EV	S
F	T
GM	Y
H	Nov/Opt
I	Tools

Titanium base ASC Flex rotating

- angled screw channel
- Titanium
- incl. abutment screw
- Recommended torque: 30 Ncm




Implant connection	D 3.75-4.8
Chimney height	3.5-6.5
Gingiva height	1.1 mm
Placement instrument	Ball Torx
Abutment screw	CX 61
Article No.	CX 1800

Please note: To screw in the titanium base ASC Flex you need the Placement instrument Ball-Torx M 03-8, M 10-8 or 6-13-06.

Modelling cap set


- burn-out plastic
- Scope of Delivery: four chimney heights



Modelling cap set straight	6-09-09
Modelling cap set angled	6-09-10

Titanium base 2nd Generation

- Titanium
- incl. abutment screw
- Recommended torque: 30 Ncm



Implant connection	D 3.75-4.8	D 3.75-4.8	D 3.75-4.8	D 3.75-4.8
Chimney height	3.5 mm	3.5 mm	5.5 mm	5.5 mm
Gingiva height	0.65 mm	1.15 mm	0.65 mm	1.15 mm
Placement instrument	Hex 1.4	Hex 1.4	Hex 1.4	Hex 1.4
Abutment screw	CX 60	CX 60	CX 60	CX 60
Laboratory screw	CX 60 L	CX 60 L	CX 60 L	CX 60 L
Article No.	CX 1000	CX 1200	CX 1100	CX 1300

Titanium base Bridges/ bars 2nd Generation

- rotating
- Titanium
- incl. abutment screw
- Recommended torque: 30 Ncm



Implant connection	D 3.75-4.8
Chimney height	3.5 mm
Gingiva height	0.65 mm
Placement instrument	Hex 1.4
Abutment screw	CX 60
Laboratory screw	CX 60 L
Article No.	CX 1500



PreFace abutment Titanium

- incl. abutment screw
- Recommended torque: 30 Ncm



Implant connection	D 3.75-4.8	D 3.75-4.8
Diameter	11.5 mm	16.0 mm
Placement instrument	Hex 1.4	Hex 1.4
Abutment screw	CX 60	CX 60
Laboratory screw	CX 60 L	CX 60 L
Article No.	CX 9000-R	CX 9000-16R

PreFace abutment CrCo alloy / CTE 14.1

- incl. abutment screw
- Recommended torque: 30 Ncm



Implant connection	D 3.75-4.8
Diameter	16.0 mm
Placement instrument	Hex 1.4
Abutment screw	CX 60
Laboratory screw	CX 60 L
Article No.	CX 9800-16R

TI-Forms-Abutment for M-Series

- Titanium
- incl. abutment screw
- Recommended torque: 30 Ncm



Implant connection	D 3.75-4.8
Diameter	11.5 mm
Placement instrument	Hex 1.4
Abutment screw	CX 60
Laboratory screw	CX 60 L
Article No.	CX 9000-ST

Please note: This is used with Straumann/M-series.

AB	IPS
AT	K
B	L
BS	LX
C	MG
CX	N
D	NE
DT	OT
E	R
EV	S
F	T
GM	Y
H	Nov/Opt
I	Tools

D-Series



The D-Series abutments are compatible with

BioHorizons Camlog Conelog^{®*}

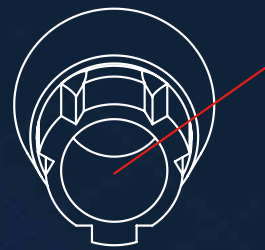
DETAILED VIEW

Exact view of the direction of the angulation (indexing) of all angled abutments.



Type 1

angled over flat



Type 2

angled over cam

*is a registered trademark of an independent third party

AB	IPS
AT	K
B	L
BS	LX
C	MG
CX	N
D	NE
DT	OT
E	R
EV	S
F	T
GM	Y
H	Nov/Opt
I	Tools

Laboratory implant

• Titanium



Implant connection	D 3.3	D 3.3	D 3.8/4.3	D 3.8/4.3
Type		CADCAM		CADCAM
Placement instrument		D 80 T		D 81 T
Article No.	D 50	D 80	D 51	D 81

Placement instrument laboratory implant CADCAM

• Stainless steel



Implant connection		D 3.3	D 3.8/4.3
Article No.		D 80 T	D 81 T

Abutment screw

• Titanium



Placement instrument	Hex 1.26	Ball Hex	Ball Torx	Ball Torx
Article No.	D 60	D 61	D 62	D 63

Please note: The correct choice of the abutment screw is stated with the respective abutment in the catalogue.

Laboratory screw

• red coated



Article No.	D 60 L
-------------	--------

Please note: The correct choice of the laboratory screw is stated with the respective abutment in the catalogue.



Temporary abutment

- Titanium
- incl. abutment screw
- Recommended torque: 20 Ncm



Implant connection	D 3.3	D 3.8/4.3
Placement instrument	Hex 1.26	Hex 1.26
Abutment screw	D 60	D 60
Laboratory screw	D 60 L	D 60 L
Article No.	D 3500	D 3510

Scanbody

- Titanium
- specially coated
- incl. retention screw


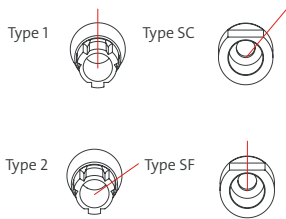


Implant connection	D 3.3	D 3.8/4.3
retention screw	D 60 SB	D 60 SB
Article No.	D 1400	D 1410

Please note: The Scanbody is sterilisable and for intra-oral scanning.

Titanium base ASC Flex

- angled screw channel
- Titanium
- incl. abutment screw
- Type SC = Screw channel angled over the right corner of the scanbody
- Type SF = Screw channel angled over the flat of the scanbody Type
- Recommended torque: 20 Ncm




Implant connection	D 3.3	D 3.3	D 3.8/4.3	D 3.8/4.3
Chimney height	3.5-6.5	3.5-6.5	3.5-6.5	3.5-6.5
Gingiva height	1.0 mm	2.5 mm	1.0 mm	2.5 mm
Placement instrument	Ball Torx	Ball Torx	Ball Torx	Ball Torx
Abutment screw	D 62	D 63	D 62	D 63
Article No. Type 1	D 1600-1-SC	D 1700-1-SC	D 1610-1-SC	D 1710-1-SC
Article No. Type 2	D 1600-2-SF	D 1700-2-SF	D 1610-2-SF	D 1710-2-SF

Please note: To screw in the titanium base ASC Flex you need the Placement instrument Ball-Torx M 03-8, M 10-8 or 6-13-06. To select the desired direction of the angled screw channel, please consider the Instruction for use.

Modelling cap set

- burn-out plastic
- Scope of Delivery: four chimney heights



Modelling cap set straight	6-09-01	6-09-01	6-09-01	6-09-01
Modelling cap set angled	6-09-02	6-09-02	6-09-02	6-09-02

AB	IPS
AT	K
B	L
BS	LX
C	MG
CX	N
D	NE
DT	OT
E	R
EV	S
F	T
GM	Y
H	Nov/Opt
I	Tools

Titanium base ASC Flex rotating

- angled screw channel
- Titanium
- incl. abutment screw
- Recommended torque: 20 Ncm




Implant connection	D 3.3	D 3.8/4.3
Chimney height	3.5-6.5	3.5-6.5
Gingiva height	1.0 mm	1.0 mm
Placement instrument	Ball Torx	Ball Torx
Abutment screw	D 62	D 62
Article No.	D 1800	D 1810

Please note: To screw in the titanium base ASC Flex you need the Placement instrument Ball-Torx M 03-8, M 10-8 or 6-13-06.

Modelling cap set

- burn-out plastic
- Scope of Delivery: four chimney heights



Modelling cap set straight	6-09-01	6-09-01
Modelling cap set angled	6-09-02	6-09-02

Titanium base 2nd Generation

- Titanium
- incl. abutment screw
- Recommended torque: 20 Ncm



Implant connection	D 3.3	D 3.3	D 3.3	D 3.3
Chimney height	3.5 mm	3.5 mm	5.5 mm	5.5 mm
Gingiva height	0.65 mm	1.15 mm	0.65 mm	1.15 mm
Placement instrument	Hex 1.26	Hex 1.26	Hex 1.26	Hex 1.26
Abutment screw	D 60	D 60	D 60	D 60
Laboratory screw	D 60 L	D 60 L	D 60 L	D 60 L
Article No.	D 1000	D 1200	D 1100	D 1300

Titanium base 2nd Generation

- Titanium
- incl. abutment screw
- Recommended torque: 20 Ncm



Implant connection	D 3.8/4.3	D 3.8/4.3	D 3.8/4.3	D 3.8/4.3
Chimney height	3.5 mm	3.5 mm	5.5 mm	5.5 mm
Gingiva height	0.65 mm	1.15 mm	0.65 mm	1.15 mm
Placement instrument	Hex 1.26	Hex 1.26	Hex 1.26	Hex 1.26
Abutment screw	D 60	D 60	D 60	D 60
Laboratory screw	D 60 L	D 60 L	D 60 L	D 60 L
Article No.	D 1010	D 1210	D 1110	D 1310



Titanium base Bridges/ bars 2nd Generation

- rotating
- Titanium
- incl. abutment screw
- Recommended torque: 20 Ncm



Implant connection	D 3.3	D 3.8/4.3
Chimney height	3.5 mm	3.5 mm
Gingiva height	0.65 mm	0.65 mm
Placement instrument	Hex 1.26	Hex 1.26
Abutment screw	D 60	D 60
Laboratory screw	D 60 L	D 60 L
Article No.	D 1500	D 1510

PreFace abutment Titanium

- incl. abutment screw
- Recommended torque: 20 Ncm



Implant connection	D 3.3	D 3.8/4.3	D 3.8/4.3
Diameter	11.5 mm	11.5 mm	16.0 mm
Placement instrument	Hex 1.26	Hex 1.26	Hex 1.26
Abutment screw	D 60	D 60	D 60
Laboratory screw	D 60 L	D 60 L	D 60 L
Article No.	D 9000-R	D 9010-R	D 9010-16R

PreFace abutment CrCo alloy / CTE 14.1

- incl. abutment screw
- Recommended torque: 20 Ncm



Implant connection	D 3.3	D 3.8/4.3
Diameter	11.5 mm	16.0 mm
Placement instrument	Hex 1.26	Hex 1.26
Abutment screw	D 60	D 60
Laboratory screw	D 60 L	D 60 L
Article No.	D 9800-R	D 9810-16R

AB	IPS
AT	K
B	L
BS	LX
C	MG
CX	N
D	NE
DT	OT
E	R
EV	S
F	T
GM	Y
H	Nov/Opt
I	Tools

TI-Forms-Abutment for M-Series

- Titanium
- incl. abutment screw
- Recommended torque: 20 Ncm



Implant connection	D 3.3	D 3.8/4.3
Diameter	11.5 mm	11.5 mm
Placement instrument	Hex 1.26	Hex 1.26
Abutment screw	D 60	D 60
Laboratory screw	D 60 L	D 60 L
Article No.	D 9000-ST	D 9010-ST

Please note: This is used with Straumann/M-series.

MedentiBASE abutment straight

- Titanium
- Recommended torque: 20 Ncm



Implant connection	D 3.3	D 3.3	D 3.3	D 3.3	D 3.3
Gingiva height	0.5 mm	1.5 mm	2.5 mm	3.5 mm	4.5 mm
Placement instrument	M 11-6	M 11-6	M 11-6	M 11-6	M 11-6
Article No.	D 4000	D 4100	D 4200	D 4300	D 4400

MedentiBASE abutment straight

- Titanium
- Recommended torque: 20 Ncm



Implant connection	D 3.8/4.3	D 3.8/4.3	D 3.8/4.3	D 3.8/4.3	D 3.8/4.3
Gingiva height	0.5 mm	1.5 mm	2.5 mm	3.5 mm	4.5 mm
Placement instrument	M 11-6	M 11-6	M 11-6	M 11-6	M 11-6
Article No.	D 4010	D 4110	D 4210	D 4310	D 4410

MedentiBASE bridge screw

- Titanium
- Recommended torque: 15 Ncm





Placement instrument	Ball Torx	Hex 1.26
Article No.	6-28-01	D 7600



MedentiBASE prosthetic components

- incl. bridge screw
- Recommended torque: 15 Ncm
- titanium base / titanium cap:
incl. bridge screw
Material: Titanium
- Material scanbody: Titanium

			
Description	titanium base ASC	titanium cap Flex	titanium base
Placement instrument	Ball Torx	Hex 1.26	Hex 1.26
Abutment screw	6-28-01	D 7600	D 7600
Article No.	6-28-02	D 4730	D 4840





MedentiBASE prosthetic components

- incl. bridge screw
- Material plastic coping: Tecanat (PC)
- Material HSL coping:
Au 60%; Pd 20%; Pt 19%; Ir 1%

		
Description	plastic cap	gold cap, castable
Article No.	D 4710	D 4720

MedentiBASE Prosthetic components for passive fit

- incl. bridge screw
- Recommended torque: 15 Ncm
- adhesive cap Material: Titanium
- adhesive casing incl. Modelling screw

				
Description	adhesive cap	adhesive casing	adhesive cap	adhesive casing
Version	Short	Short	Long	Long
Placement instrument	Hex 1.26		Hex 1.26	
Abutment screw	D 7600		D 7600	
Article No.	D 4800	D 4810	D 4820	D 4830






MedentiBASE scanbody

- Titanium specially coated
- incl. bridge screw

	
Article No.	D 4900
Please note:	The Scanbody is sterilisable and for intra-oral scanning.

MedentiBASE accessories

- Material cover cap: Titanium
- Material implant pick-up: Titanium
- Material laboratory implant: Titanium
- Material laboratory implant CAD/CAM: Stainless steel
- Material placement instrument: Stainless steel

					
Description	cover cap	implant pick-up	Laboratory implant	Laboratory implant CAD-CAM	Placement instrument
Placement instrument				M 11-6	
Article No.	D 4610	D 4620	4630	80	M 11-6

AB	IPS
AT	K
B	L
BS	LX
C	MG
CX	N
D	NE
DT	OT
E	R
EV	S
F	T
GM	Y
H	Nov/Opt
I	Tools

MedentiLOC abutment straight

- Titanium
- TiN coated
- Recommended torque: 20 Ncm



Implant connection	D 3.3	D 3.3	D 3.3	D 3.3	D 3.3
Gingiva height	1.0 mm	2.0 mm	3.0 mm	4.0 mm	5.0 mm
Placement instrument	Hex 1,26	Hex 1,26	Hex 1,26	Hex 1,26	Hex 1,26
Article No.	D 2000	D 2100	D 2200	D 2300	D 2400

Please note: To screw in the straight MedentiLOC abutments you need the Placement instrument hex 1,26 mm M 03-1 or M 10-1 / M 09-1 or M 11-1.

MedentiLOC abutment angled 15°

- Titanium
- TiN coated
- incl. abutment screw
- Type 1 = angled over flat
- Type 2 = angled over cam
- Recommended torque: 20 Ncm



Implant connection	D 3.3	D 3.3	D 3.3	D 3.3	D 3.3
Gingiva height (mm)	1.0/2.0	2.0/3.0	3.0/4.0	4.0/5.0	5.0/6.0
Placement instrument	Ball Hex	Ball Hex	Ball Hex	Ball Hex	Ball Hex
Abutment screw	D 61	D 61	D 61	D 61	D 61
Article No. Type 1	D 2500-1	D 2600-1	D 2700-1	D 2800-1	D 2900-1
Article No. Type 2	D 2500-2	D 2600-2	D 2700-2	D 2800-2	D 2900-2

Please note: To screw in the angled MedentiLOC abutments you need the special Placement instrument Ball-Hex 1,26 mm M 03-7 or M 10-7.

MedentiLOC abutment straight

- Titanium
- TiN coated
- Recommended torque: 20 Ncm




Implant connection	D 3.8/4.3	D 3.8/4.3	D 3.8/4.3	D 3.8/4.3	D 3.8/4.3
Gingiva height	1.0 mm	2.0 mm	3.0 mm	4.0 mm	5.0 mm
Placement instrument	Hex 1,26	Hex 1,26	Hex 1,26	Hex 1,26	Hex 1,26
Article No.	D 2010	D 2110	D 2210	D 2310	D 2410

Please note: To screw in the straight MedentiLOC abutments you need the Placement instrument hex 1,26 mm M 03-1 or M 10-1 / M 09-1 or M 11-1.

MedentiLOC abutment angled 15°

- Titanium
- TiN coated
- incl. abutment screw
- Type 1 = angled over flat
- Type 2 = angled over cam
- Recommended torque: 20 Ncm



Implant connection	D 3.8/4.3	D 3.8/4.3	D 3.8/4.3	D 3.8/4.3	D 3.8/4.3
Gingiva height (mm)	1.0/2.0	2.0/3.0	3.0/4.0	4.0/5.0	5.0/6.0
Placement instrument	Ball Hex	Ball Hex	Ball Hex	Ball Hex	Ball Hex
Abutment screw	D 61	D 61	D 61	D 61	D 61
Article No. Type 1	D 2510-1	D 2610-1	D 2710-1	D 2810-1	D 2910-1
Article No. Type 2	D 2510-2	D 2610-2	D 2710-2	D 2810-2	D 2910-2

Please note: To screw in the angled MedentiLOC abutments you need the special Placement instrument Ball-Hex 1,26 mm M 03-7 or M 10-7.

Novaloc Processing package

- Matrix housing, titanium/PEEK
- Retention insert white
Retention force: light
- Retention insert yellow
Retention force: medium
- Retention insert green
Retention force: strong
- Mounting collar, silicone
- 2 pcs per package
- incl. mounting insert



Titanium



PEEK

Material matrix housing	Titanium	PEEK
Article No.	2010.601-NOV	2010.611-NOV

Please note: The entire product overview is available in section Novaloc.

Placement instrument MedentiLOC abutment, angled

- Stainless steel
- Ball Hex



Version	Contra-angle	Manual and ratchet
Article No.	M 03-7	M 10-7

MedentiLOC Laboratory implant

- Stainless steel



Version	straight	angled
Article No.	56	57

AB	IPS
AT	K
B	L
BS	LX
C	MG
CX	N
D	NE
DT	OT
E	R
EV	S
F	T
GM	Y
H	Nov/Opt
I	Tools

Novaloc abutment straight

- Titanium
- ADLC coated
- Recommended torque: 20 Ncm



	■	■	■	■	■
Implant connection	D 3.3	D 3.3	D 3.3	D 3.3	D 3.3
Gingiva height	1.0 mm	2.0 mm	3.0 mm	4.0 mm	5.0 mm
Placement instrument	Hex 1.26	Hex 1.26	Hex 1.26	Hex 1.26	Hex 1.26
Article No.	D 6000	D 6100	D 6200	D 6300	D 6400

Novaloc abutment straight

- Titanium
- ADLC coated
- Recommended torque: 20 Ncm



	■	■	■	■	■
Implant connection	D 3.8/4.3	D 3.8/4.3	D 3.8/4.3	D 3.8/4.3	D 3.8/4.3
Gingiva height	1.0 mm	2.0 mm	3.0 mm	4.0 mm	5.0 mm
Placement instrument	Hex 1.26	Hex 1.26	Hex 1.26	Hex 1.26	Hex 1.26
Article No.	D 6010	D 6110	D 6210	D 6310	D 6410

Novaloc Processing package

- Matrix housing, titanium/PEEK
- Retention insert white
Retention force: light
- Retention insert yellow
Retention force: medium
- Retention insert green
Retention force: strong
- Mounting collar, silicone
- 2 pcs per package
- incl. mounting insert



Material matrix housing	Titanium	PEEK
Article No.	2010.601-NOV	2010.611-NOV

Please note: [The entire product overview is available in section Novaloc.](#)

Novaloc Laboratory implant

- Stainless steel



Version	straight
Article No.	58

Optiloc abutment straight

- Titanium
- ADLC coated
- Recommended torque: 20 Ncm



Implant connection	D 3.3	D 3.3	D 3.3	D 3.3	D 3.3
Gingiva height	1.0 mm	2.0 mm	3.0 mm	4.0 mm	5.0 mm
Placement instrument	M 59 / M 79	M 59 / M 79	M 59 / M 79	M 59 / M 79	M 59 / M 79
Article No.	D 5000	D 5100	D 5200	D 5300	D 5400

Optiloc abutment straight

- Titanium
- ADLC coated
- Recommended torque: 20 Ncm



Implant connection	D 3.8/4.3	D 3.8/4.3	D 3.8/4.3	D 3.8/4.3	D 3.8/4.3
Gingiva height	1.0 mm	2.0 mm	3.0 mm	4.0 mm	5.0 mm
Placement instrument	M 59 / M 79	M 59 / M 79	M 59 / M 79	M 59 / M 79	M 59 / M 79
Article No.	D 5010	D 5110	D 5210	D 5310	D 5410

Optiloc Processing package

- Matrix housing, titanium
- Retention insert white
Retention force: light
- Retention insert yellow
Retention force: medium
- Retention insert green
Retention force: strong
- Mounting collar, silicone
- 2 pcs per package



Material matrix housing	Titanium
Article No.	5202.0001-OPT
Please note:	The entire product overview is available in section Optiloc.

Placement instrument Optiloc abutment

- Stainless steel



Version	Manual and ratchet	Contra-angle
Article No.	M 59	M 79

Optiloc Model Analog

- Material: Al



Version	Model Analog
Article No.	2102.0024-OPT

AB	IPS
AT	K
B	L
BS	LX
C	MG
CX	N
D	NE
DT	OT
E	R
EV	S
F	T
GM	Y
H	Nov/Opt
I	Tools

DT-Series

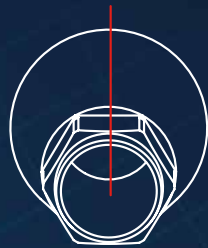


The DT-Series abutments are compatible with

Dentium
SuperLine
Implantium
Implantium II

DETAILED VIEW

Exact view of the direction of the angulation (indexing) of all angled abutments.



Type 1

angled over flat



AB	IPS
AT	K
B	L
BS	LX
C	MG
CX	N
D	NE
DT	OT
E	R
EV	S
F	T
GM	Y
H	Nov/Opt
I	Tools

Laboratory implant

• Titanium



Implant connection	D 3.6-7.0	D 3.6-7.0
Type		CADCAM
Placement instrument		DT 80 T
Article No.	DT 50	DT 80

Placement instrument laboratory implant CADCAM

• Stainless steel



Implant connection	D 3.6-7.0
Article No.	DT 80 T

Abutment screw

• Titanium



Placement instrument	Hex 1.26	Ball Torx	Ball Torx	Hex 1.26
Article No.	DT 60	DT 61	DT 62	DT 63

Please note: The correct choice of the abutment screw is stated with the respective abutment in the catalogue.

Laboratory screw

• red coated



Article No.	DT 60 L	DT 61 L
-------------	---------	---------

Please note: The correct choice of the laboratory screw is stated with the respective abutment in the catalogue.

Scanbody

• Titanium
• specially coated
• incl. retention screw



Implant connection	D 3.6-7.0
retention screw	DT 60 SB
Article No.	DT 1400-L

Please note: The Scanbody is sterilisable and for intra-oral scanning.

Titanium base ASC Flex

- angled screw channel
- Titanium
- incl. abutment screw
- Type SF = Screw channel angled over the flat of the scanbody Type
- Recommended torque: 25 Ncm




Implant connection	D 3.6-7.0	D 3.6-7.0
Chimney height	3.5-6.5	3.5-6.5
Gingiva height	1.0 mm	2.5 mm
Placement instrument	Ball Torx	Ball Torx
Abutment screw	DT 61	DT 61
Article No. Type 1	DT 1600-1-SF	DT 1700-1-SF

Please note: To screw in the titanium base ASC Flex you need the Placement instrument Ball-Torx M 03-8, M 10-8 or 6-13-06. To select the desired direction of the angled screw channel, please consider the Instruction for use.

Modelling cap set

- burn-out plastic
- Scope of Delivery: four chimney heights



Modelling cap set straight	6-09-11	6-09-11
Modelling cap set angled	6-09-12	6-09-12

Titanium base ASC Flex rotating

- angled screw channel
- Titanium
- incl. abutment screw
- Recommended torque: 25 Ncm



Implant connection	D 3.6-7.0
Chimney height	3.5-6.5
Gingiva height	1.0 mm
Placement instrument	Ball Torx
Abutment screw	DT 61
Article No.	DT 1800

Please note: To screw in the titanium base ASC Flex you need the Placement instrument Ball-Torx M 03-8, M 10-8 or 6-13-06.

Modelling cap set

- burn-out plastic
- Scope of Delivery: four chimney heights



Modelling cap set straight	6-09-11
Modelling cap set angled	6-09-12

AB	IPS
AT	K
B	L
BS	LX
C	MG
CX	N
D	NE
DT	OT
E	R
EV	S
F	T
GM	Y
H	Nov/Opt
I	Tools

PreFace abutment Titanium

- incl. abutment screw
- Recommended torque: 25 Ncm



Implant connection	D 3.6-7.0
Diameter	11.5 mm
Placement instrument	Hex 1.26
Abutment screw	DT 60
Laboratory screw	DT 60 L
Article No.	DT 9000-R

PreFace abutment CrCo alloy / CTE 14.1

- incl. abutment screw
- Recommended torque: 25 Ncm



Implant connection	D 3.6-7.0
Diameter	11.5 mm
Placement instrument	Hex 1.26
Abutment screw	DT 60
Laboratory screw	DT 60 L
Article No.	DT 9800-R

TI-Forms-Abutment for M-Series

- Titanium
- incl. abutment screw
- Recommended torque: 25 Ncm



Implant connection	D 3.6-7.0
Diameter	11.5 mm
Placement instrument	Hex 1.26
Abutment screw	DT 60
Laboratory screw	DT 60 L
Article No.	DT 9000-ST

Please note: This is used with Straumann/M-series.

Multi-unit abutment straight

- Titanium
- Sterile packaged
- Recommended torque: 25 Ncm



Implant connection	D 3.6-7.0	D 3.6-7.0	D 3.6-7.0
Gingiva height	1.5 mm	3.5 mm	5.5 mm
Placement instrument	M 11-11	M 11-11	M 11-11
Article No.	DT 8000	DT 8001	DT 8002

Please note: To screw in the Multi-unit abutment straight you need the Placement instrument M 11-11.

Multi-unit abutment angled 17°

- Titanium
- Sterile packaged
- incl. abutment screw
- Recommended torque: 25 Ncm



Implant connection	D 3.6-7.0	D 3.6-7.0	D 3.6-7.0
Gingiva height (mm)	1.1/2.5	2.1/3.5	4.1/5.5
Placement instrument	Hex 1.26	Hex 1.26	Hex 1.26
Abutment screw	DT 63	DT 63	DT 63
Article No.	DT 8100	DT 8101	DT 8102

Multi-unit abutment angled 30°

- Titanium
- Sterile packaged
- incl. abutment screw
- Recommended torque: 25 Ncm



Implant connection	D 3.6-7.0	D 3.6-7.0	D 3.6-7.0
Gingiva height (mm)	0.6/3.0	1.6/4.0	3.1/5.5
Placement instrument	Hex 1.26	Hex 1.26	Hex 1.26
Abutment screw	DT 63	DT 63	DT 63
Article No.	DT 8300	DT 8301	DT 8302

Multi-unit bridge screw

- Material: Titanium
- Recommended torque: 15 Ncm



Placement instrument	Ball Torx	Hex 1.26
Article No.	6-31-01	DT 8501

Multi-unit prosthetic components

- Recommended torque: 15 Ncm
- titanium base / titanium cap: incl. bridge screw
Material: Titanium
- modelling sleeve: without Bridge screw
Material: Tecanat (PC)



Description	titanium base ASC	titanium base	titanium cap Flex	modelling sleeve
Placement instrument	Ball Torx	Hex 1.26	Hex 1.26	
Screw	6-31-01	DT 8501	DT 8501	
Article No.	6-31-02	DT 8508	DT 8519	8510

Please note: The Multi-unit modelling sleeve can be used with the Multi-unit titanium base and Multi-unit titanium cap.

AB	IPS
AT	K
B	L
BS	LX
C	MG
CX	N
D	NE
DT	OT
E	R
EV	S
F	T
GM	Y
H	Nov/Opt
I	Tools

Multi-unit prosthetic components

- incl. bridge screw
- Recommended torque: 15 Ncm
- Material gold cap, castable:
Au 60%; Pd 20%; Pt 19%; Ir 1%
- Material CoCr cap:
CrCo alloy / CTE 14.1



Description	gold cap, castable	CoCr cap
Placement instrument	Hex 1.26	Hex 1.26
Screw	DT 8501	DT 8501
Article No.	DT 8506	DT 8507

Multi-unit screw patrix

- Material MedentiLOC:
Titanium TiN coated
- Material Novaloc:
Titanium ADLC coated
- Recommended torque: 15 Ncm



Description	MedentiLOC	Novaloc
Placement instrument	Hex 1.26	Hex 1.26
Article No.	DT 8517	DT 8518

Multi-unit scanbody

- Titanium specially coated
- incl. bridge screw



Version	straight	angled
Placement instrument	Hex 1.26	Hex 1.26
Screw	DT 8501	DT 8501
Article No.	DT 8500	DT 8513
Please note: The Scanbody is sterilisable and for intra-oral scanning.		

Multi-unit Laboratory implant

- Titanium



Version	straight	angled	angled
Type		17°	30°
Article No.	8504	8514-17	8514-30

Multi-unit Laboratory implant CAD/CAM

- Titanium







Version	straight	angled	angled
Type		17°	30°
Placement instrument	M 11-11	8515 T	8515 T
Article No.	8509	8515-17	8515-30








Multi-unit accessories

- Material cover cap: Titanium
- Material implant pick-up: Titanium
- Material placement instrument: Stainless steel
- Placement instrument laboratory implant: Stainless steel

Description				
Article No.	DT 8502	DT 8503	M 11-11	8515 T

MedentiLOC abutment straight

- Titanium
- TiN coated
- Recommended torque: 25 Ncm

					
Implant connection	D 3.6-7.0	D 3.6-7.0	D 3.6-7.0	D 3.6-7.0	D 3.6-7.0
Gingiva height	1.5 mm	2.5 mm	3.5 mm	4.5 mm	5.5 mm
Placement instrument	Hex 1,26	Hex 1,26	Hex 1,26	Hex 1,26	Hex 1,26
Article No.	DT 2000	DT 2100	DT 2200	DT 2300	DT 2400

Please note: To screw in the straight MedentiLOC abutments you need the Placement instrument hex 1,26 mm M 03-1 or M 10-1 / M 09-1 or M 11-1.

Novaloc Processing package

- Matrix housing, titanium/PEEK
- Retention insert white
Retention force: light
- Retention insert yellow
Retention force: medium
- Retention insert green
Retention force: strong
- Mounting collar, silicone
- 2 pcs per package
- incl. mounting insert

Material matrix housing		
Article No.	2010.601-NOV	2010.611-NOV

Please note: The entire product overview is available in section Novaloc.

MedentiLOC Laboratory implant

- Stainless steel

Version	
Article No.	56

AB	IPS
AT	K
B	L
BS	LX
C	MG
CX	N
D	NE
DT	OT
E	R
EV	S
F	T
GM	Y
H	Nov/Opt
I	Tools

Novaloc abutment straight

- Titanium
- ADLC coated
- Recommended torque: 25 Ncm



Implant connection	D 3.6-7.0	D 3.6-7.0	D 3.6-7.0	D 3.6-7.0	D 3.6-7.0
Gingiva height	1.0 mm	2.0 mm	3.0 mm	4.0 mm	5.0 mm
Placement instrument	Hex 1.26	Hex 1.26	Hex 1.26	Hex 1.26	Hex 1.26
Article No.	DT 6000	DT 6100	DT 6200	DT 6300	DT 6400

Novaloc abutment angled 15°

- Titanium
- ADLC coated
- incl. abutment screw
- Type 1 = angled over flat
- Recommended torque: 25 Ncm

Type 1



Implant connection	D 3.6-7.0	D 3.6-7.0	D 3.6-7.0	D 3.6-7.0	D 3.6-7.0
Gingiva height (mm)	1.0/2.0	2.0/3.0	3.0/4.0	4.0/5.0	5.0/6.0
Placement instrument	Ball Torx	Ball Torx	Ball Torx	Ball Torx	Ball Torx
Abutment screw	DT 61	DT 61	DT 61	DT 61	DT 61
Article No.	DT 6500-1	DT 6600-1	DT 6700-1	DT 6800-1	DT 6900-1

Please note: To screw in the angled Novaloc abutments you need the special Placement instrument Ball-Torx M 03-8 or M 10-8.

Novaloc Processing package

- Matrix housing, titanium/PEEK
- Retention insert white
Retention force: light
- Retention insert yellow
Retention force: medium
- Retention insert green
Retention force: strong
- Mounting collar, silicone
- 2 pcs per package
- incl. mounting insert



Material matrix housing	Titanium	PEEK
Article No.	2010.601-NOV	2010.611-NOV

Please note: The entire product overview is available in section Novaloc.

Placement instrument Ball Torx

- Stainless steel



Version	Contra-angle	Contra-angle	Manual and ratchet
Type	L 30 mm	long	long
Article No.	6-13-06	M 03-8	M 10-8



Novaloc Laboratory implant

- Stainless steel



Version	straight	angled
Article No.	58	59

Optiloc abutment straight

- Titanium
- ADLC coated
- Recommended torque: 25 Ncm



Implant connection	D 3.6-7.0	D 3.6-7.0	D 3.6-7.0	D 3.6-7.0	D 3.6-7.0
Gingiva height	1.0 mm	2.0 mm	3.0 mm	4.0 mm	5.0 mm
Placement instrument	M 59 / M 79	M 59 / M 79	M 59 / M 79	M 59 / M 79	M 59 / M 79
Article No.	DT 5000	DT 5100	DT 5200	DT 5300	DT 5400

Optiloc Processing package

- Matrix housing, titanium
- Retention insert white
Retention force: light
- Retention insert yellow
Retention force: medium
- Retention insert green
Retention force: strong
- Mounting collar, silicone
- 2 pcs per package



Material matrix housing	Titanium
Article No.	5202.0001-OPT
Please note:	The entire product overview is available in section Optiloc.

Placement instrument Optiloc abutment

- Stainless steel



Version	Manual and ratchet	Contra-angle
Article No.	M 59	M 79

Optiloc Model Analog

- Material: Al



Version	Model Analog
Article No.	2102.0024-OPT

AB	IPS
AT	K
B	L
BS	LX
C	MG
CX	N
D	NE
DT	OT
E	R
EV	S
F	T
GM	Y
H	Nov/Opt
I	Tools

E-Series



The E-Series abutments are compatible with

Nobel Biocare
NobelReplace^{®*}
Replace Select[™]
NobelSpeedy^{®*} Replace

DETAILED VIEW

Exact view of the direction of the angulation (indexing) of all angled abutments.



Type 1

angled over flat



Type 2

angled over cam


*is a registered trademark of an independent third party



AB	IPS
AT	K
B	L
BS	LX
C	MG
CX	N
D	NE
DT	OT
E	R
EV	S
F	T
GM	Y
H	Nov/Opt
I	Tools

Implant pick-up Open tray


- incl. retention screw
- Titanium



Implant connection	NP	NP	RP	RP
Version	short	long	short	long
Article No.	E 10	E 20	E 11	E 21

Implant pick-up Open tray

- incl. retention screw
- Titanium



Implant connection	WP	WP
Version	short	long
Article No.	E 12	E 22

Implant pick-up Closed tray

- incl. abutment screw
- incl. Positioning cap
- Titanium



Implant connection	NP	RP	WP
Article No.	E 30	E 31	E 32

Laboratory implant

- Titanium



Implant connection	NP	NP	RP	RP
Type		CADCAM		CADCAM
Placement instrument		E 80 T		E 81 T
Article No.	E 50	E 80	E 51	E 81

Laboratory implant

- Titanium




Implant connection	WP	WP	D 6.0	D 6.0
Type		CADCAM		CADCAM
Placement instrument		E 82 T		E 83 T
Article No.	E 52	E 82	E 53	E 83



Placement instrument laboratory implant CAD/CAM

• Stainless steel



Implant connection	NP	RP	WP	D 6.0
Article No.	E 80 T	E 81 T	E 82 T	E 83 T

Abutment screw

• Titanium



Placement instrument	UG	UG	Ball Hex	Ball Hex	Ball Torx
Article No.	E 60	E 61	E 64	E 65	E 68

Please note: The correct choice of the abutment screw is stated with the respective abutment in the catalogue.

Abutment screw

• Titanium



Placement instrument	Ball Torx
Article No.	E 69

Please note: The correct choice of the abutment screw is stated with the respective abutment in the catalogue.

Laboratory screw

• red coated



Article No.	E 60 L	E 61 L
-------------	--------	--------

Please note: The correct choice of the laboratory screw is stated with the respective abutment in the catalogue.

Temporary abutment

• Titanium
• incl. abutment screw
• Recommended torque: 35 Ncm



Implant connection	NP	RP	WP
Placement instrument	UG	UG	UG
Abutment screw	E 60	E 61	E 61
Laboratory screw	E 60 L	E 61 L	E 61 L
Article No.	E 3500	E 3510	E 3520

AB	IPS
AT	K
B	L
BS	LX
C	MG
CX	N
D	NE
DT	OT
E	R
EV	S
F	T
GM	Y
H	Nov/Opt
I	Tools

Temporary abutment rotating

- Titanium
- incl. abutment screw
- Recommended torque: 35 Ncm



Implant connection	NP	RP	WP
Placement instrument	UG	UG	UG
Abutment screw	E 60	E 61	E 61
Laboratory screw	E 60 L	E 61 L	E 61 L
Article No.	E 3700	E 3710	E 3720

Standard abutment straight

- Titanium
- incl. abutment screw
- Recommended torque: 35 Ncm



Implant connection	NP	NP	RP	RP
Gingiva height	1.0 mm	2.5 mm	1.0 mm	2.5 mm
Diameter	3.7 mm	4.5 mm	4.5 mm	5.3 mm
Placement instrument	UG	UG	UG	UG
Abutment screw	E 60	E 60	E 61	E 61
Laboratory screw	E 60 L	E 60 L	E 61 L	E 61 L
Article No.	E 100-1	E 100	E 110-1	E 110

Standard abutment straight

- Titanium
- incl. abutment screw
- Recommended torque: 35 Ncm



Implant connection	WP	WP	D 6.0	D 6.0
Gingiva height	1.0 mm	2.5 mm	1.0 mm	2.5 mm
Diameter	5.6 mm	5.5 mm	6.2 mm	6.5 mm
Placement instrument	UG	UG	UG	UG
Abutment screw	E 61	E 61	E 61	E 61
Laboratory screw	E 61 L	E 61 L	E 61 L	E 61 L
Article No.	E 120-1	E 120	E 130-1	E 130

Standard abutment angled 16°

- Titanium
- incl. abutment screw
- Type 1 = angled over flat
- Type 2 = angled over cam
- Recommended torque: 35 Ncm



Implant connection	NP	NP	RP	RP
Gingiva height	1.0 mm	2.5 mm	1.0 mm	2.5 mm
Diameter	3.7 mm	4.5 mm	4.5 mm	4.8 mm
Placement instrument	UG	UG	UG	UG
Abutment screw	E 60	E 60	E 61	E 61
Laboratory screw	E 60 L	E 60 L	E 61 L	E 61 L
Article No. Type 1	E 200-1-1	E 200-1	E 210-1-1	E 210-1
Article No. Type 2	E 200-2-1	E 200-2	E 210-2-1	E 210-2



Standard abutment angled 16°

- Titanium
- incl. abutment screw
- Type 1 = angled over flat
- Type 2 = angled over cam
- Recommended torque: 35 Ncm



	■	■	■	■
Implant connection	WP	WP	D 6.0	D 6.0
Gingiva height	1.0 mm	2.5 mm	1.0 mm	2.5 mm
Diameter	5.2 mm	5.5 mm	6.2 mm	6.5 mm
Placement instrument	UG	UG	UG	UG
Abutment screw	E 61	E 61	E 61	E 61
Laboratory screw	E 61 L	E 61 L	E 61 L	E 61 L
Article No. Type 1	E 220-1-1	E 220-1	E 230-1-1	E 230-1
Article No. Type 2	E 220-2-1	E 220-2	E 230-2-1	E 230-2

Castable gold abutment

- Au 60%; Pd 20%; Pt 19%; Ir 1%
- Cast-on
- incl. abutment screw
- Recommended torque: 35 Ncm



	■	■	■	■
Implant connection	NP	RP	WP	D 6.0
Gold weight (g)	0,37	0,63	0,77	1,01
Placement instrument	UG	UG	UG	UG
Abutment screw	E 60	E 61	E 61	E 61
Laboratory screw	E 60 L	E 61 L	E 61 L	E 61 L
Article No.	E 300	E 310	E 320	E 330

Castable gold abutment rotating

- Au 60%; Pd 20%; Pt 19%; Ir 1%
- Cast-on
- incl. abutment screw
- Recommended torque: 35 Ncm



	■	■	■
Implant connection	NP	RP	WP
Gold weight (g)	0,30	0,48	0,56
Placement instrument	UG	UG	UG
Abutment screw	E 60	E 61	E 61
Laboratory screw	E 60 L	E 61 L	E 61 L
Article No.	E 300 R	E 310 R	E 320 R

AB	IPS
AT	K
B	L
BS	LX
C	MG
CX	N
D	NE
DT	OT
E	R
EV	S
F	T
GM	Y
H	Nov/Opt
I	Tools

Castable CoCr abutment

- CrCo alloy / CTE 14.1
- Cast-on
- incl. abutment screw
- Recommended torque: 35 Ncm



Implant connection	NP	RP	WP
Placement instrument	UG	UG	UG
Abutment screw	E 60	E 61	E 61
Laboratory screw	E 60 L	E 61 L	E 61 L
Article No.	E 700	E 710	E 720

Please note: The Castable CoCr abutment may be cast on with NPM alloys where as the liquidus temperature does not exceed 1420°C.

Castable CoCr abutment rotating

- CrCo alloy / CTE 14.1
- Cast-on
- incl. abutment screw
- Recommended torque: 35 Ncm



Implant connection	NP	RP	WP
Placement instrument	UG	UG	UG
Abutment screw	E 60	E 61	E 61
Laboratory screw	E 60 L	E 61 L	E 61 L
Article No.	E 700 R	E 710 R	E 720 R

Please note: The Castable CoCr abutment may be cast on with NPM alloys where as the liquidus temperature does not exceed 1420°C.

Solid abutment straight

- Titanium
- incl. abutment screw
- Recommended torque: 35 Ncm



Implant connection	NP	RP	WP	D 6.0
Gingiva height	3.5 mm	3.5 mm	3.5 mm	3.5 mm
Diameter	4.8 mm	5.0 mm	5.8 mm	6.0 mm
Placement instrument	UG	UG	UG	UG
Abutment screw	E 60	E 61	E 61	E 61
Laboratory screw	E 60 L	E 61 L	E 61 L	E 61 L
Article No.	E 400	E 410	E 420	E 430

Please note: The Solid abutment will be delivered additional with Laboratory screw.



Solid abutment angled 18°

- Titanium
- incl. abutment screw
- Type 1 = angled over flat
- Type 2 = angled over cam
- Recommended torque: 35 Ncm



Implant connection	NP	RP	WP
Gingiva height	3.5 mm	3.5 mm	3.5 mm
Diameter	4.6 mm	5.0 mm	5.8 mm
Placement instrument	UG	UG	UG
Abutment screw	E 60	E 61	E 61
Laboratory screw	E 60 L	E 61 L	E 61 L
Article No. Type 1	E 500-1	E 510-1	E 520-1
Article No. Type 2	E 500-2	E 510-2	E 520-2

Please note: The Solid abutment will be delivered additional with Laboratory screw.

Scanbody

- Titanium
- specially coated
- incl. retention screw



Implant connection	NP	RP	WP	D 6.0
retention screw	E 60 SB	E 61 SB	E 61 SB	E 61 SB
Article No.	E 1400	E 1410	E 1420	E 1430

Please note: The Scanbody is sterilisable and for intra-oral scanning.

Titanium base ASC Flex

- angled screw channel
- Titanium
- incl. abutment screw
- Type SF = Screw channel angled over the flat of the scanbody Type
- Type SC = Screw channel angled over the right corner of the scanbody
- Recommended torque: 35 Ncm




Implant connection	NP	RP	WP
Chimney height	3.5-6.5	3.5-6.5	3.5-6.5
Gingiva height	0.35 mm	0.35 mm	0.35 mm
Placement instrument	Ball Torx	Ball Torx	Ball Torx
Abutment screw	E 68	E 69	E 69
Article No. Type 1	E 1600-1-SF	E 1610-1-SF	E 1620-1-SF
Article No. Type 2	E 1600-2-SC	E 1610-2-SC	E 1620-2-SC

Please note: To screw in the titanium base ASC Flex you need the Placement instrument Ball-Torx M 03-8, M 10-8 or 6-13-06. To select the desired direction of the angled screw channel, please consider the Instruction for use.

Modelling cap set

- burn-out plastic
- Scope of Delivery: four chimney heights



Modelling cap set straight	6-09-01	6-09-27	6-09-33
Modelling cap set angled	6-09-02	6-09-28	6-09-34

AB	IPS
AT	K
B	L
BS	LX
C	MG
CX	N
D	NE
DT	OT
E	R
EV	S
F	T
GM	Y
H	Nov/Opt
I	Tools

Titanium base ASC Flex rotating

- angled screw channel
- Titanium
- incl. abutment screw
- Recommended torque: 35 Ncm



Implant connection	NP	RP	WP
Chimney height	3.5-6.5	3.5-6.5	3.5-6.5
Gingiva height	0.35 mm	0.35 mm	0.35 mm
Placement instrument	Ball Torx	Ball Torx	Ball Torx
Abutment screw	E 68	E 69	E 69
Article No.	E 1800	E 1810	E 1820

Please note: To screw in the titanium base ASC Flex you need the Placement instrument Ball-Torx M 03-8, M 10-8 or 6-13-06.

Modelling cap set

- burn-out plastic
- Scope of Delivery: four chimney heights



Modelling cap set straight	6-09-01	6-09-27	6-09-33
Modelling cap set angled	6-09-02	6-09-28	6-09-34

Titanium base 2nd Generation


- Titanium
- incl. abutment screw
- Recommended torque: 35 Ncm



Implant connection	NP	NP	RP	RP
Chimney height	3.5 mm	5.5 mm	3.5 mm	5.5 mm
Gingiva height	0.3 mm	0.3 mm	0.3 mm	0.3 mm
Placement instrument	UG	UG	UG	UG
Abutment screw	E 60	E 60	E 61	E 61
Laboratory screw	E 60 L	E 60 L	E 61 L	E 61 L
Article No.	E 1000	E 1100	E 1010	E 1110

Titanium base 2nd Generation

- Titanium
- incl. abutment screw
- Recommended torque: 35 Ncm



Implant connection	WP	WP	D 6.0	D 6.0
Chimney height	3.5 mm	5.5 mm	3.5 mm	5.5 mm
Gingiva height	0.3 mm	0.3 mm	0.3 mm	0.3 mm
Placement instrument	UG	UG	UG	UG
Abutment screw	E 61	E 61	E 61	E 61
Laboratory screw	E 61 L	E 61 L	E 61 L	E 61 L
Article No.	E 1020	E 1120	E 1030	E 1130

Titanium base Bridges/ bars 2nd Generation

- rotating
- Titanium
- incl. abutment screw
- Recommended torque: 35 Ncm



	NP	RP	WP
Implant connection	NP	RP	WP
Chimney height	3.5 mm	3.5 mm	3.5 mm
Gingiva height	0.3 mm	0.3 mm	0.3 mm
Placement instrument	UG	UG	UG
Abutment screw	E 60	E 61	E 61
Laboratory screw	E 60 L	E 61 L	E 61 L
Article No.	E 1500	E 1510	E 1520

PreFace abutment Titanium

- incl. abutment screw
- Recommended torque: 35 Ncm



	NP	RP	RP	WP	WP
Implant connection	NP	RP	RP	WP	WP
Diameter	11.5 mm	11.5 mm	16.0 mm	11.5 mm	16.0 mm
Placement instrument	UG	UG	UG	UG	UG
Abutment screw	E 60	E 61	E 61	E 61	E 61
Laboratory screw	E 60 L	E 61 L	E 61 L	E 61 L	E 61 L
Article No.	E 9000-R	E 9010-R	E 9010-16R	E 9020-R	E 9020-16R

PreFace abutment Titanium

- incl. abutment screw
- Recommended torque: 35 Ncm



	D 6.0
Implant connection	D 6.0
Diameter	16.0 mm
Placement instrument	UG
Abutment screw	E 61
Laboratory screw	E 61 L
Article No.	E 9030-16R

	AB	IPS
	AT	K
	B	L
	BS	LX
	C	MG
	CX	N
	D	NE
	DT	OT
	E	R
	EV	S
	F	T
	GM	Y
	H	Nov/Opt
I	Tools	

PreFace abutment
CrCo alloy / CTE 14.1

- incl. abutment screw
- Recommended torque: 35 Ncm



	■	■	■
Implant connection	NP	RP	WP
Diameter	11.5 mm	16.0 mm	16.0 mm
Placement instrument	UG	UG	UG
Abutment screw	E 60	E 61	E 61
Laboratory screw	E 60 L	E 61 L	E 61 L
Article No.	E 9800-R	E 9810-16R	E 9820-16R

TI-Forms-Abutment for M-Series

- Titanium
- incl. abutment screw
- Recommended torque: 35 Ncm



	■	■	■
Implant connection	NP	RP	WP
Diameter	11.5 mm	11.5 mm	11.5 mm
Placement instrument	UG	UG	UG
Abutment screw	E 60	E 61	E 61
Laboratory screw	E 60 L	E 61 L	E 61 L
Article No.	E 9000-ST	E 9010-ST	E 9020-ST

Please note: This is used with Straumann/M-series.

MedentiBASE abutment straight

- Titanium
- Recommended torque: 35 Ncm



	■	■	■	■	■
Implant connection	NP	NP	NP	NP	NP
Gingiva height	0.5 mm	1.5 mm	2.5 mm	3.5 mm	4.5 mm
Placement instrument	M 11-6	M 11-6	M 11-6	M 11-6	M 11-6
Article No.	E 4000	E 4100	E 4200	E 4300	E 4400

MedentiBASE abutment straight

- Titanium
- Recommended torque: 35 Ncm




	■	■	■	■	■
Implant connection	RP	RP	RP	RP	RP
Gingiva height	0.5 mm	1.5 mm	2.5 mm	3.5 mm	4.5 mm
Placement instrument	M 11-6	M 11-6	M 11-6	M 11-6	M 11-6
Article No.	E 4010	E 4110	E 4210	E 4310	E 4410



MedentiBASE bridge screw

- Titanium
- Recommended torque: 15 Ncm

Placement instrument
Article No.



Ball Torx
UG
6-28-01
E 7600

MedentiBASE prosthetic components

- incl. bridge screw
- Recommended torque: 15 Ncm
- titanium base / titanium cap: incl. bridge screw
- Material: Titanium
- Material scanbody: Titanium

Description
Placement instrument
Abutment screw
Article No.



titanium base ASC
titanium cap Flex
titanium base
Ball Torx
UG
UG
6-28-01
E 7600
E 7600
6-28-02
E 4730
E 4840

MedentiBASE prosthetic components

- incl. bridge screw
- Material plastic coping: Tecanat (PC)
- Material HSL coping: Au 60%; Pd 20%; Pt 19%; Ir 1%

Description
Article No.



plastic cap
gold cap, castable
E 4710
E 4720

MedentiBASE Prosthetic components for passive fit

- incl. bridge screw
- Recommended torque: 15 Ncm
- adhesive cap Material: Titanium
- adhesive casing incl. Modelling screw

Description
Version
Placement instrument
Abutment screw
Article No.



adhesive cap
adhesive casing
adhesive cap
adhesive casing
Short
Short
Long
Long
UG
UG
E 7600
E 7600
E 4800
E 4810
E 4820
E 4830

MedentiBASE scanbody

- Titanium specially coated
- incl. bridge screw

Article No.



E 4900

Please note: The Scanbody is sterilisable and for intra-oral scanning.

AB	IPS
AT	K
B	L
BS	LX
C	MG
CX	N
D	NE
DT	OT
E	R
EV	S
F	T
GM	Y
H	Nov/Opt
I	Tools

MedentiBASE accessories

- Material cover cap: Titanium
- Material implant pick-up: Titanium
- Material laboratory implant: Titanium
- Material laboratory implant CAD/CAM: Stainless steel
- Material placement instrument: Stainless steel



Description	cover cap	implant pick-up	Laboratory implant	Laboratory implant CAD-CAM	Placement instrument
Placement instrument				M 11-6	
Article No.	E 4610	E 4620	4630	80	M 11-6

Multi-unit abutment straight

- Titanium
- Sterile packaged
- Recommended torque: 35 Ncm



Implant connection	NP	NP
Gingiva height	1.5 mm	3.5 mm
Placement instrument	M 11-11	M 11-11
Article No.	E 8000	E 8001

Please note: To screw in the Multi-unit abutment straight you need the Placement instrument M 11-11.

Multi-unit abutment angled 17°

- Titanium
- Sterile packaged
- incl. abutment screw
- Type 1 = angled over flat
- Type 2 = angled over cam
- Recommended torque: 35 Ncm



Implant connection	NP	NP
Gingiva height (mm)	1.1/2.5	2.1/3.5
Placement instrument	UG	UG
Abutment screw	E 601	E 601
Article No. Type 1	E 8100	E 8101
Article No. Type 2	E 8200	E 8201

Multi-unit abutment angled 30°

- Titanium
- Sterile packaged
- incl. abutment screw
- Type 1 = angled over flat
- Type 2 = angled over cam
- Recommended torque: 35 Ncm



Implant connection	NP	NP
Gingiva height (mm)	0.6/3.0	1.6/4.0
Placement instrument	UG	UG
Abutment screw	E 601	E 601
Article No. Type 1	E 8300	E 8301
Article No. Type 2	E 8400	E 8401

Multi-unit abutment straight

- Titanium
- Sterile packaged
- Recommended torque: 35 Ncm



Implant connection	RP	RP
Gingiva height	1.5 mm	3.5 mm
Placement instrument	M 11-11	M 11-11
Article No.	E 8010	E 8011

Please note: To screw in the Multi-unit abutment straight you need the Placement instrument M 11-11.

Multi-unit abutment angled 17°

- Titanium
- Sterile packaged
- incl. abutment screw
- Type 1 = angled over flat
- Type 2 = angled over cam
- Recommended torque: 35 Ncm



Implant connection	RP	RP
Gingiva height (mm)	1.1/2.5	2.1/3.5
Placement instrument	UG	UG
Abutment screw	E 602	E 602
Article No. Type 1	E 8110	E 8111
Article No. Type 2	E 8210	E 8211

Multi-unit abutment angled 30°

- Titanium
- Sterile packaged
- incl. abutment screw
- Type 1 = angled over flat
- Type 2 = angled over cam
- Recommended torque: 35 Ncm



Implant connection	RP	RP
Gingiva height (mm)	0.6/3.0	1.6/4.0
Placement instrument	UG	UG
Abutment screw	E 602	E 602
Article No. Type 1	E 8310	E 8311
Article No. Type 2	E 8410	E 8411

AB	IPS
AT	K
B	L
BS	LX
C	MG
CX	N
D	NE
DT	OT
E	R
EV	S
F	T
GM	Y
H	Nov/Opt
I	Tools

Multi-unit abutment straight

- Titanium
- Sterile packaged
- Recommended torque: 35 Ncm



Implant connection	WP	WP
Gingiva height	1.5 mm	3.5 mm
Placement instrument	M 11-11	M 11-11
Article No.	E 8020	E 8021

Please note: To screw in the Multi-unit abutment straight you need the Placement instrument M 11-11.

Multi-unit abutment angled 17°

- Titanium
- Sterile packaged
- incl. abutment screw
- Type 1 = angled over flat
- Type 2 = angled over cam
- Recommended torque: 35 Ncm



Implant connection	WP	WP
Gingiva height (mm)	1.1/2.5	2.1/3.5
Placement instrument	UG	UG
Abutment screw	E 602	E 602
Article No. Type 1	E 8120	E 8121
Article No. Type 2	E 8220	E 8221

Multi-unit abutment angled 30°

- Titanium
- Sterile packaged
- incl. abutment screw
- Type 1 = angled over flat
- Type 2 = angled over cam
- Recommended torque: 35 Ncm



Implant connection	WP	WP
Gingiva height (mm)	0.6/3.0	1.6/4.0
Placement instrument	UG	UG
Abutment screw	E 602	E 602
Article No. Type 1	E 8320	E 8321
Article No. Type 2	E 8420	E 8421

Multi-unit bridge screw

- Material: Titanium
- Recommended torque: 15 Ncm



Placement instrument	Ball Torx	UG
Article No.	6-31-01	E 8501



Multi-unit prosthetic components

- Recommended torque: 15 Ncm
- titanium base / titanium cap: incl. bridge screw
Material: Titanium
- modelling sleeve: without Bridge screw
Material: Tecanat (PC)



Description	titanium base ASC	titanium base UG	titanium cap Flex	modelling sleeve
Placement instrument	Ball Torx	UG	UG	
Screw	6-31-01	E 8501	E 8501	
Article No.	6-31-02	E 8508	E 8519	8510
Please note:	The Multi-unit modelling sleeve can be used with the Multi-unit titanium base and Multi-unit titanium cap.			

Multi-unit prosthetic components

- incl. bridge screw
- Recommended torque: 15 Ncm
- Material gold cap, castable: Au 60%; Pd 20%; Pt 19%; Ir 1%
- Material CoCr cap: CrCo alloy / CTE 14.1



Description	gold cap, castable	CoCr cap
Placement instrument	UG	UG
Screw	E 8501	E 8501
Article No.	E 8506	E 8507

Multi-unit screw patrix

- Material MedentiLOC: Titanium TiN coated
- Material Novaloc: Titanium ADLC coated
- Recommended torque: 15 Ncm



Description	MedentiLOC	Novaloc
Placement instrument	UG	UG
Article No.	E 8517	E 8518

Multi-unit scanbody

- Titanium specially coated
- incl. bridge screw



Version	straight	angled
Placement instrument	UG	UG
Screw	E 8501	E 8501
Article No.	E 8500	E 8513

Please note: The Scanbody is sterilisable and for intra-oral scanning.

AB	IPS
AT	K
B	L
BS	LX
C	MG
CX	N
D	NE
DT	OT
E	R
EV	S
F	T
GM	Y
H	Nov/Opt
I	Tools

Multi-unit Laboratory implant

- Titanium



Version	straight	angled	angled
Type		17°	30°
Article No.	8504	8514-17	8514-30

Multi-unit Laboratory implant CAD/CAM


- Titanium



Version	straight	angled	angled
Type		17°	30°
Placement instrument	M 11-11	8515 T	8515 T
Article No.	8509	8515-17	8515-30

Multi-unit accessories

- Material cover cap: Titanium
- Material implant pick-up: Titanium
- Material placement instrument: Stainless steel
- Placement instrument laboratory implant: Stainless steel



Description	cover cap	implant pick-up	Placement instrument	Placement instrument laboratory implant
Article No.	E 8502	E 8503	M 11-11	8515 T

MedentiLOC abutment straight

- Titanium
- TiN coated
- Recommended torque: 35 Ncm



Implant connection	NP	NP	NP	NP	NP
Gingiva height	1.0 mm	2.0 mm	3.0 mm	4.0 mm	5.0 mm
Placement instrument	Hex 1,26	Hex 1,26	Hex 1,26	Hex 1,26	Hex 1,26
Article No.	E 2000	E 2100	E 2200	E 2300	E 2400

Please note: To screw in the straight MedentiLOC abutments you need the Placement instrument hex 1,26 mm M 03-1 or M 10-1 / M 09-1 or M 11-1.



MedentiLOC abutment angled 15°

- Titanium
- TiN coated
- incl. abutment screw
- Type 1 = angled over flat
- Type 2 = angled over cam
- Recommended torque: 35 Ncm



Implant connection	NP	NP	NP	NP	NP
Gingiva height (mm)	1.0/2.0	2.0/3.0	3.0/4.0	4.0/5.0	5.0/6.0
Placement instrument	Ball Hex	Ball Hex	Ball Hex	Ball Hex	Ball Hex
Abutment screw	E 64	E 64	E 64	E 64	E 64
Article No. Type 1	E 2500-1	E 2600-1	E 2700-1	E 2800-1	E 2900-1
Article No. Type 2	E 2500-2	E 2600-2	E 2700-2	E 2800-2	E 2900-2

Please note: To screw in the angled MedentiLOC abutments you need the special Placement instrument Ball-Hex 1,26 mm M 03-7 or M 10-7.

MedentiLOC abutment straight

- Titanium
- TiN coated
- Recommended torque: 35 Ncm



Implant connection	RP	RP	RP	RP	RP
Gingiva height	1.0 mm	2.0 mm	3.0 mm	4.0 mm	5.0 mm
Placement instrument	Hex 1,26	Hex 1,26	Hex 1,26	Hex 1,26	Hex 1,26
Article No.	E 2010	E 2110	E 2210	E 2310	E 2410

Please note: To screw in the straight MedentiLOC abutments you need the Placement instrument hex 1,26 mm M 03-1 or M 10-1 / M 09-1 or M 11-1.

MedentiLOC abutment angled 15°

- Titanium
- TiN coated
- incl. abutment screw
- Type 1 = angled over flat
- Type 2 = angled over cam
- Recommended torque: 35 Ncm



Implant connection	RP	RP	RP	RP	RP
Gingiva height (mm)	1.0/2.0	2.0/3.0	3.0/4.0	4.0/5.0	5.0/6.0
Placement instrument	Ball Hex	Ball Hex	Ball Hex	Ball Hex	Ball Hex
Abutment screw	E 65	E 65	E 65	E 65	E 65
Article No. Type 1	E 2510-1	E 2610-1	E 2710-1	E 2810-1	E 2910-1
Article No. Type 2	E 2510-2	E 2610-2	E 2710-2	E 2810-2	E 2910-2

Please note: To screw in the angled MedentiLOC abutments you need the special Placement instrument Ball-Hex 1,26 mm M 03-7 or M 10-7.

AB	IPS
AT	K
B	L
BS	LX
C	MG
CX	N
D	NE
DT	OT
E	R
EV	S
F	T
GM	Y
H	Nov/Opt
I	Tools

MedentiLOC abutment straight

- Titanium
- TiN coated
- Recommended torque: 35 Ncm




	■	■	■	■	■
Implant connection	WP	WP	WP	WP	WP
Gingiva height	1.0 mm	2.0 mm	3.0 mm	4.0 mm	5.0 mm
Placement instrument	Hex 1,26	Hex 1,26	Hex 1,26	Hex 1,26	Hex 1,26
Article No.	E 2020	E 2120	E 2220	E 2320	E 2420

Please note: To screw in the straight MedentiLOC abutments you need the Placement instrument hex 1,26 mm M 03-1 or M 10-1 / M 09-1 or M 11-1.

Novaloc Processing package

- Matrix housing, titanium/PEEK
- Retention insert white
Retention force: light
- Retention insert yellow
Retention force: medium
- Retention insert green
Retention force: strong
- Mounting collar, silicone
- 2 pcs per package
- incl. mounting insert



Material matrix housing	Titanium	PEEK
Article No.	2010.601-NOV	2010.611-NOV

Please note: The entire product overview is available in section Novaloc.

Placement instrument MedentiLOC abutment, angled

- Stainless steel
- Ball Hex



Version	Contra-angle	Manual and ratchet
Article No.	M 03-7	M 10-7

MedentiLOC Laboratory implant

- Stainless steel



Version	straight	angled
Article No.	56	57



Novaloc abutment straight

- Titanium
- ADLC coated
- Recommended torque: 35 Ncm



Implant connection	NP	NP	NP	NP	NP
Gingiva height	1.0 mm	2.0 mm	3.0 mm	4.0 mm	5.0 mm
Placement instrument	UG	UG	UG	UG	UG
Article No.	E 6000	E 6100	E 6200	E 6300	E 6400

Novaloc abutment straight


- Titanium
- ADLC coated
- Recommended torque: 35 Ncm



Implant connection	RP	RP	RP	RP	RP
Gingiva height	1.0 mm	2.0 mm	3.0 mm	4.0 mm	5.0 mm
Placement instrument	UG	UG	UG	UG	UG
Article No.	E 6010	E 6110	E 6210	E 6310	E 6410

Novaloc Processing package

- Matrix housing, titanium/PEEK
- Retention insert white
Retention force: light
- Retention insert yellow
Retention force: medium
- Retention insert green
Retention force: strong
- Mounting collar, silicone
- 2 pcs per package
- incl. mounting insert



Material matrix housing	Titanium	PEEK
Article No.	2010.601-NOV	2010.611-NOV

Please note: The entire product overview is available in section Novaloc.

Novaloc Laboratory implant

- Stainless steel



Version	straight
Article No.	58

AB	IPS
AT	K
B	L
BS	LX
C	MG
CX	N
D	NE
DT	OT
E	R
EV	S
F	T
GM	Y
H	Nov/Opt
I	Tools

Optiloc abutment straight

- Titanium
- ADLC coated
- Recommended torque: 35 Ncm



Implant connection	NP	NP	NP	NP	NP
Gingiva height	1.0 mm	2.0 mm	3.0 mm	4.0 mm	5.0 mm
Placement instrument	M 59 / M 79	M 59 / M 79	M 59 / M 79	M 59 / M 79	M 59 / M 79
Article No.	E 5000	E 5100	E 5200	E 5300	E 5400

Optiloc abutment straight

- Titanium
- ADLC coated
- Recommended torque: 35 Ncm



Implant connection	RP	RP	RP	RP	RP
Gingiva height	1.0 mm	2.0 mm	3.0 mm	4.0 mm	5.0 mm
Placement instrument	M 59 / M 79	M 59 / M 79	M 59 / M 79	M 59 / M 79	M 59 / M 79
Article No.	E 5010	E 5110	E 5210	E 5310	E 5410

Optiloc Processing package

- Matrix housing, titanium
- Retention insert white
Retention force: light
- Retention insert yellow
Retention force: medium
- Retention insert green
Retention force: strong
- Mounting collar, silicone
- 2 pcs per package



Material matrix housing	Titanium
Article No.	5202.0001-OPT
Please note:	The entire product overview is available in section Optiloc.

**Placement instrument
Optiloc abutment**

- Stainless steel



Version	Manual and ratchet	Contra-angle
Article No.	M 59	M 79

Optiloc Model Analog

- Material: Al




Version	Model Analog
Article No.	2102.0024-OPT



Planning abutment straight

- metal red coated



	■	■	■	■
Implant connection	NP	RP	WP	D 6.0
Gingiva height (mm)	1.0/2.5	1.0/2.5	1.0/2.5	1.0/2.5
Diameter	4.0 mm	4.8 mm	5.5 mm	6.5 mm
Article No.	EP 100	EP 110	EP 120	EP 130

Planning abutment angled 16°

- metal red coated
- Type 1 = angled over flat
- Type 2 = angled over cam



	■	■	■	■
Implant connection	NP	RP	WP	D 6.0
Gingiva height (mm)	1.0/2.5	1.0/2.5	1.0/2.5	1.0/2.5
Diameter	4.0 mm	4.8 mm	5.5 mm	6.5 mm
Article No. Type 1	EP 200-1	EP 210-1	EP 220-1	EP 230-1
Article No. Type 2	EP 200-2	EP 210-2	EP 220-2	EP 230-2

Planning abutment set

- 12 piece



Article No.	EPS
Content:	EP 100, EP 110, EP 120, EP 130, EP 200-1, EP 200-2, EP 210-1, EP 210-2, EP 220-1, EP 220-2, EP 230-1, EP 230-2

AB	IPS
AT	K
B	L
BS	LX
C	MG
CX	N
D	NE
DT	OT
E	R
EV	S
F	T
GM	Y
H	Nov/Opt
I	Tools

EV-Series



The EV-Series abutments are compatible with

DENTSPLY SIRONA ASTRA TECH OsseoSpeed®* EV

DETAILED VIEW

Exact view of the direction of the angulation (indexing) of all angled abutments.



Type 1

angled over flat



Type 2

angled over cam

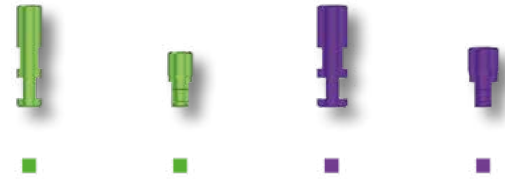
*is a registered trademark of an independent third party



AB	IPS
AT	K
B	L
BS	LX
C	MG
CX	N
D	NE
DT	OT
E	R
EV	S
F	T
GM	Y
H	Nov/Opt
I	Tools

Laboratory implant

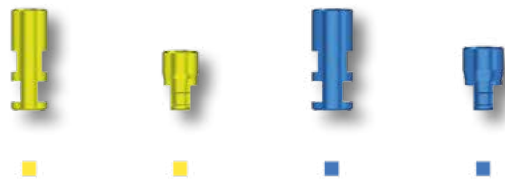
• Titanium



Implant connection	D 3.0	D 3.0	D 3.6	D 3.6
Type		CADCAM		CADCAM
Placement instrument		EV 80 T		EV 81 T
Article No.	EV 50	EV 80	EV 51	EV 81

Laboratory implant


• Titanium



Implant connection	D 4.2	D 4.2	D 4.8	D 4.8
Type		CADCAM		CADCAM
Placement instrument		EV 82 T		EV 83 T
Article No.	EV 52	EV 82	EV 53	EV 83

Laboratory implant

• Titanium



Implant connection			D 5.4	D 5.4
Type				CADCAM
Placement instrument				EV 84 T
Article No.			EV 54	EV 84

Placement instrument laboratory implant CADCAM

• Stainless steel



Implant connection	D 3.0	D 3.6	D 4.2	D 4.8	D 5.4
Article No.	EV 80 T	EV 81 T	EV 82 T	EV 83 T	EV 84 T



Abutment screw

• Titanium



Placement instrument	Hex 1.26	Ball Torx	Ball Torx	Hex 1.26	Hex 1.26
Article No.	EV 60	EV 600	EV 601	EV 61	EV 62
Please note:	The correct choice of the abutment screw is stated with the respective abutment in the catalogue.				

Abutment screw

• Titanium



Placement instrument	Hex 1.26	Hex 1.26	Hex 1.26	Hex 1.26	Ball Torx
Article No.	EV 63	EV 64	EV 65	EV 66	EV 67
Please note:	The correct choice of the abutment screw is stated with the respective abutment in the catalogue.				

Abutment screw

• Titanium



Placement instrument	Ball Torx	Ball Torx	Ball Torx
Article No.	EV 68	EV 69	EV 70
Please note:	The correct choice of the abutment screw is stated with the respective abutment in the catalogue.		

Laboratory screw

• red coated



Article No.	EV 60 L	EV 61 L	EV 62 L	EV 63 L
Please note:	The correct choice of the laboratory screw is stated with the respective abutment in the catalogue.			

Standard abutment straight

• Titanium
• incl. abutment screw
• Recommended torque: 25 Ncm



Implant connection	D 3.0	D 3.0	D 3.6	D 3.6
Gingiva height	1.5/2.5 mm	2.5/3.5 mm	1.5/2.5 mm	2.5/3.5 mm
Diameter	4.0 mm	4.0 mm	4.5 mm	4.5 mm
Placement	Hex 1.26	Hex 1.26	Hex 1.26	Hex 1.26
Abutment screw	EV 60	EV 60	EV 61	EV 61
Laboratory screw	EV 60 L	EV 60 L	EV 61 L	EV 61 L
Article No.	EV 100-1	EV 100-3	EV 110-1	EV 110-3

AB	IPS
AT	K
B	L
BS	LX
C	MG
CX	N
D	NE
DT	OT
E	R
EV	S
F	T
GM	Y
H	Nov/Opt
I	Tools

Standard abutment straight

- Titanium
- incl. abutment screw
- Recommended torque: 25 Ncm



Implant connection	D 4.2	D 4.2	D 4.8	D 4.8
Gingiva height	1.5/2.5 mm	2.5/3.5 mm	1.5/2.5 mm	2.5/3.5 mm
Diameter	5.5 mm	5.5 mm	5.5 mm	7.0 mm
Placement instrument	Hex 1.26	Hex 1.26	Hex 1.26	Hex 1.26
Abutment screw	EV 62	EV 62	EV 63	EV 63
Laboratory screw	EV 62 L	EV 62 L	EV 63 L	EV 63 L
Article No.	EV 120-1	EV 120-3	EV 130-1	EV 130-3

Standard abutment straight


- Titanium
- incl. abutment screw
- Recommended torque: 25 Ncm



Implant connection	D 5.4	D 5.4
Gingiva height	1.5/2.5 mm	2.5/3.5 mm
Diameter	7.0 mm	7.0 mm
Placement instrument	Hex 1.26	Hex 1.26
Abutment screw	EV 63	EV 63
Laboratory screw	EV 63 L	EV 63 L
Article No.	EV 140-1	EV 140-3

Standard abutment angled 18°

- Titanium
- incl. abutment screw
- Type 1 = angled over flat
- Recommended torque: 25 Ncm



Implant connection	D 3.0	D 3.0	D 3.6	D 3.6
Gingiva height	1.5/2.5 mm	2.5/3.5 mm	1.5/2.5 mm	2.5/3.5 mm
Diameter	4.0 mm	4.0 mm	4.5 mm	4.5 mm
Placement instrument	Hex 1.26	Hex 1.26	Hex 1.26	Hex 1.26
Abutment screw	EV 60	EV 60	EV 61	EV 61
Laboratory screw	EV 60 L	EV 60 L	EV 61 L	EV 61 L
Article No.	EV 200-1-1	EV 200-1-3	EV 210-1-1	EV 210-1-3



Standard abutment angled 18°

- Titanium
- incl. abutment screw
- Type 1 = angled over flat
- Recommended torque: 25 Ncm



	■	■	■	■
Implant connection	D 4.2	D 4.2	D 4.8	D 4.8
Gingiva height	1.5/2.5 mm	2.5/3.5 mm	1.5/2.5 mm	2.5/3.5 mm
Diameter	5.5 mm	5.5 mm	5.5 mm	7.0 mm
Placement instrument	Hex 1.26	Hex 1.26	Hex 1.26	Hex 1.26
Abutment screw	EV 62	EV 62	EV 63	EV 63
Laboratory screw	EV 62 L	EV 62 L	EV 63 L	EV 63 L
Article No.	EV 220-1-1	EV 220-1-3	EV 230-1-1	EV 230-1-3

Standard abutment angled 18°

- Titanium
- incl. abutment screw
- Type 1 = angled over flat
- Recommended torque: 25 Ncm



	■	■
Implant connection	D 5.4	D 5.4
Gingiva height	1.5/2.5 mm	2.5/3.5 mm
Diameter	7.0 mm	7.0 mm
Placement instrument	Hex 1.26	Hex 1.26
Abutment screw	EV 63	EV 63
Laboratory screw	EV 63 L	EV 63 L
Article No.	EV 240-1-1	EV 240-1-3

Castable gold abutment

- Au 60%; Pd 20%; Pt 19%; Ir 1%
- Cast-on
- incl. abutment screw
- Recommended torque: 25 Ncm



	■	■	■
Implant connection	D 3.6	D 4.2	D 4.8
Gold weight (g)	0,35	0,48	0,67
Placement instrument	Hex 1.26	Hex 1.26	Hex 1.26
Abutment screw	EV 61	EV 62	EV 63
Laboratory screw	EV 61 L	EV 62 L	EV 63 L
Article No.	EV 310	EV 320	EV 330

	AB	IPS
	AT	K
	B	L
	BS	LX
	C	MG
	CX	N
	D	NE
	DT	OT
	E	R
	EV	S
	F	T
	GM	Y
	H	Nov/Opt
I	Tools	

Castable gold abutment rotating

- Au 60%; Pd 20%; Pt 19%; Ir 1%
- Cast-on
- incl. abutment screw
- Recommended torque: 25 Ncm



	■	■	■
Implant connection	D 3.6	D 4.2	D 4.8
Gold weight (g)	0,31	0,44	0,60
Placement instrument	Hex 1.26	Hex 1.26	Hex 1.26
Abutment screw	EV 61	EV 62	EV 63
Laboratory screw	EV 61 L	EV 62 L	EV 63 L
Article No.	EV 310 R	EV 320 R	EV 330 R

Castable CoCr abutment

- CrCo alloy / CTE 14.1
- Cast-on
- incl. abutment screw
- Recommended torque: 25 Ncm



	■	■	■	■	■
Implant connection	D 3.0	D 3.6	D 4.2	D 4.8	D 5.4
Placement instrument	Hex 1.26	Hex 1.26	Hex 1.26	Hex 1.26	Hex 1.26
Abutment screw	EV 60	EV 61	EV 62	EV 63	EV 63
Laboratory screw	EV 60 L	EV 61 L	EV 62 L	EV 63 L	EV 63 L
Article No.	EV 700	EV 710	EV 720	EV 730	EV 740

Please note: The Castable CoCr abutment may be cast on with NPM alloys where as the liquidus temperature does not exceed 1420°C.

Castable CoCr abutment rotating

- CrCo alloy / CTE 14.1
- Cast-on
- incl. abutment screw
- Recommended torque: 25 Ncm



	■	■	■	■	■
Implant connection	D 3.0	D 3.6	D 4.2	D 4.8	D 5.4
Placement instrument	Hex 1.26	Hex 1.26	Hex 1.26	Hex 1.26	Hex 1.26
Abutment screw	EV 60	EV 61	EV 62	EV 63	EV 63
Laboratory screw	EV 60 L	EV 61 L	EV 62 L	EV 63 L	EV 63 L
Article No.	EV 700 R	EV 710 R	EV 720 R	EV 730 R	EV 740 R

Please note: The Castable CoCr abutment may be cast on with NPM alloys where as the liquidus temperature does not exceed 1420°C.

Scanbody

- Titanium
- specially coated
- incl. retention screw



	■	■	■	■	■
Implant connection	D 3.0	D 3.6	D 4.2	D 4.8	D 5.4
retention screw	EV 60 SB	EV 61 SB	EV 62 SB	EV 63 SB	EV 63 SB
Article No.	EV 1400	EV 1410	EV 1420	EV 1430	EV 1440

Please note: The Scanbody is sterilisable and for intra-oral scanning.

Titanium base ASC Flex

- angled screw channel
- Titanium
- incl. abutment screw
- Type SF = Screw channel angled over the flat of the scanbody Type
- Recommended torque: 25 Ncm




Implant connection	D 3.0	D 3.0	D 3.6	D 3.6
Chimney height	3.5-6.5	3.5-6.5	3.5-6.5	3.5-6.5
Gingiva height	1.15 mm	2.5 mm	1.15 mm	2.5 mm
Placement instrument	Ball Torx	Ball Torx	Ball Torx	Ball Torx
Abutment screw	EV 70	EV 600	EV 67	EV 601
Article No. Type 2	EV 1600-2-SF	EV 1700-2-SF	EV 1610-2-SF	EV 1710-2-SF

Please note: To screw in the titanium base ASC Flex you need the Placement instrument Ball-Torx M 03-8, M 10-8 or 6-13-06. To select the desired direction of the angled screw channel, please consider the Instruction for use.

Modelling cap set

- burn-out plastic
- Scope of Delivery: four chimney heights



Modelling cap set straight	6-09-03	6-09-13	6-09-03	6-09-13
Modelling cap set angled	6-09-04	6-09-14	6-09-04	6-09-14

Titanium base ASC Flex

- angled screw channel
- Titanium
- incl. abutment screw
- Type SF = Screw channel angled over the flat of the scanbody Type
- Recommended torque: 25 Ncm




Implant connection	D 4.2	D 4.2	D 4.8	D 4.8
Chimney height	3.5-6.5	3.5-6.5	3.5-6.5	3.5-6.5
Gingiva height	1.15 mm	2.5 mm	1.15 mm	2.5 mm
Placement instrument	Ball Torx	Ball Torx	Ball Torx	Ball Torx
Abutment screw	EV 68	EV 68	EV 69	EV 69
Article No. Type 2	EV 1620-2-SF	EV 1720-2-SF	EV 1630-2-SF	EV 1730-2-SF

Please note: To screw in the titanium base ASC Flex you need the Placement instrument Ball-Torx M 03-8, M 10-8 or 6-13-06. To select the desired direction of the angled screw channel, please consider the Instruction for use.

Modelling cap set

- burn-out plastic
- Scope of Delivery: four chimney heights



Modelling cap set straight	6-09-29	6-09-35	6-09-29	6-09-35
Modelling cap set angled	6-09-30	6-09-36	6-09-30	6-09-36

AB	IPS
AT	K
B	L
BS	LX
C	MG
CX	N
D	NE
DT	OT
E	R
EV	S
F	T
GM	Y
H	Nov/Opt
I	Tools

Titanium base ASC Flex

- angled screw channel
- Titanium
- incl. abutment screw
- Type SF = Screw channel angled over the flat of the scanbody Type
- Recommended torque: 25 Ncm




Implant connection	D 5.4	D 5.4
Chimney height	3.5-6.5	3.5-6.5
Gingiva height	1.15 mm	2.5 mm
Placement instrument	Ball Torx	Ball Torx
Abutment screw	EV 69	EV 69
Article No. Type 2	EV 1640-2-SF	EV 1740-2-SF

Please note: To screw in the titanium base ASC Flex you need the Placement instrument Ball-Torx M 03-8, M 10-8 or 6-13-06. To select the desired direction of the angled screw channel, please consider the Instruction for use.

Modelling cap set

- burn-out plastic
- Scope of Delivery: four chimney heights



Modelling cap set straight	6-09-01	6-09-01
Modelling cap set angled	6-09-02	6-09-02

Titanium base ASC Flex rotating

- angled screw channel
- Titanium
- incl. abutment screw
- Recommended torque: 25 Ncm




Implant connection	D 3.0	D 3.6	D 4.2	D 4.8	D 5.4
Chimney height	3.5-6.5	3.5-6.5	3.5-6.5	3.5-6.5	3.5-6.5
Gingiva height	1.15 mm	1.15 mm	1.15 mm	1.15 mm	1.15 mm
Placement instrument	Ball Torx	Ball Torx	Ball Torx	Ball Torx	Ball Torx
Abutment screw	EV 70	EV 67	EV 68	EV 69	EV 69
Article No.	EV 1800	EV 1810	EV 1820	EV 1830	EV 1840

Please note: To screw in the titanium base ASC Flex you need the Placement instrument Ball-Torx M 03-8, M 10-8 or 6-13-06.

Modelling cap set

- burn-out plastic
- Scope of Delivery: four chimney heights



Modelling cap set straight	6-09-03	6-09-13	6-09-29	6-09-35	6-09-01
Modelling cap set angled	6-09-04	6-09-14	6-09-30	6-09-36	6-09-02



Titanium base 2nd Generation

- Titanium
- incl. abutment screw
- Recommended torque: 25 Ncm



Implant connection	D 3.0	D 3.0	D 3.0	D 3.0
Chimney height	3.5 mm	3.5 mm	5.5 mm	5.5 mm
Gingiva height	0.65 mm	1.15 mm	0.65 mm	1.15 mm
Placement instrument	Hex 1.26	Hex 1.26	Hex 1.26	Hex 1.26
Abutment screw	EV 60	EV 60	EV 60	EV 60
Laboratory screw	EV 60 L	EV 60 L	EV 60 L	EV 60 L
Article No.	EV 1000	EV 1200	EV 1100	EV 1300

Titanium base 2nd Generation

- Titanium
- incl. abutment screw
- Recommended torque: 25 Ncm



Implant connection	D 3.6	D 3.6	D 3.6	D 3.6
Chimney height	3.5 mm	3.5 mm	5.5 mm	5.5 mm
Gingiva height	0.65 mm	1.15 mm	0.65 mm	1.15 mm
Placement instrument	Hex 1.26	Hex 1.26	Hex 1.26	Hex 1.26
Abutment screw	EV 61	EV 61	EV 61	EV 61
Laboratory screw	EV 61 L	EV 61 L	EV 61 L	EV 61 L
Article No.	EV 1010	EV 1210	EV 1110	EV 1310

Titanium base 2nd Generation

- Titanium
- incl. abutment screw
- Recommended torque: 25 Ncm



Implant connection	D 4.2	D 4.2	D 4.2	D 4.2
Chimney height	3.5 mm	3.5 mm	5.5 mm	5.5 mm
Gingiva height	0.65 mm	1.15 mm	0.65 mm	1.15 mm
Placement instrument	Hex 1.26	Hex 1.26	Hex 1.26	Hex 1.26
Abutment screw	EV 62	EV 62	EV 62	EV 62
Laboratory screw	EV 62 L	EV 62 L	EV 62 L	EV 62 L
Article No.	EV 1020	EV 1220	EV 1120	EV 1320

AB	IPS
AT	K
B	L
BS	LX
C	MG
CX	N
D	NE
DT	OT
E	R
EV	S
F	T
GM	Y
H	Nov/Opt
I	Tools

**Titanium base
2nd Generation**

- Titanium
- incl. abutment screw
- Recommended torque: 25 Ncm



Implant connection	D 4.8	D 4.8	D 4.8	D 4.8
Chimney height	3.5 mm	3.5 mm	5.5 mm	5.5 mm
Gingiva height	0.65 mm	1.15 mm	0.65 mm	1.15 mm
Placement instrument	Hex 1.26	Hex 1.26	Hex 1.26	Hex 1.26
Abutment screw	EV 63	EV 63	EV 63	EV 63
Laboratory screw	EV 63 L	EV 63 L	EV 63 L	EV 63 L
Article No.	EV 1030	EV 1230	EV 1130	EV 1330

**Titanium base
2nd Generation**

- Titanium
- incl. abutment screw
- Recommended torque: 25 Ncm



Implant connection	D 5.4	D 5.4	D 5.4	D 5.4
Chimney height	3.5 mm	3.5 mm	5.5 mm	5.5 mm
Gingiva height	0.65 mm	1.15 mm	0.65 mm	1.15 mm
Placement instrument	Hex 1.26	Hex 1.26	Hex 1.26	Hex 1.26
Abutment screw	EV 63	EV 63	EV 63	EV 63
Laboratory screw	EV 63 L	EV 63 L	EV 63 L	EV 63 L
Article No.	EV 1040	EV 1240	EV 1140	EV 1340

**Titanium base Bridges/
bars 2nd Generation**

- rotating
- Titanium
- incl. abutment screw
- Recommended torque: 25 Ncm



Implant connection	D 3.0	D 3.6	D 4.2	D 4.8
Chimney height	3.5 mm	3.5 mm	3.5 mm	3.5 mm
Gingiva height	0.65 mm	0.65 mm	0.65 mm	0.65 mm
Placement instrument	Hex 1.26	Hex 1.26	Hex 1.26	Hex 1.26
Abutment screw	EV 60	EV 61	EV 62	EV 63
Laboratory screw	EV 60 L	EV 61 L	EV 62 L	EV 63 L
Article No.	EV 1500	EV 1510	EV 1520	EV 1530



PreFace abutment Titanium

- incl. abutment screw
- Recommended torque: 25 Ncm



Implant connection	D 3.0	D 3.6	D 3.6	D 4.2	D 4.2
Diameter	11.5 mm	11.5 mm	16.0 mm	11.5 mm	16.0 mm
Placement instrument	Hex 1.26	Hex 1.26	Hex 1.26	Hex 1.26	Hex 1.26
Abutment screw	EV 60	EV 61	EV 61	EV 62	EV 62
Laboratory screw	EV 60 L	EV 61 L	EV 61 L	EV 62 L	EV 62 L
Article No.	EV 9000-R	EV 9010-R	EV 9010-16R	EV 9020-R	EV 9020-16R

PreFace abutment Titanium

- incl. abutment screw
- Recommended torque: 25 Ncm



Implant connection		D 4.8	D 4.8	D 5.4	D 5.4
Diameter		11.5 mm	16.0 mm	11.5 mm	16.0 mm
Placement instrument		Hex 1.26	Hex 1.26	Hex 1.26	Hex 1.26
Abutment screw		EV 63	EV 63	EV 63	EV 63
Laboratory screw		EV 63 L	EV 63 L	EV 63 L	EV 63 L
Article No.		EV 9030-R	EV 9030-16R	EV 9040-R	EV 9040-16R

PreFace abutment CrCo alloy / CTE 14.1

- incl. abutment screw
- Recommended torque: 25 Ncm



Implant connection	D 3.0	D 3.6	D 4.2	D 4.8	D 5.4
Diameter	11.5 mm	16.0 mm	16.0 mm	16.0 mm	16.0 mm
Placement instrument	Hex 1.26	Hex 1.26	Hex 1.26	Hex 1.26	Hex 1.26
Abutment screw	EV 60	EV 61	EV 62	EV 63	EV 63
Laboratory screw	EV 60 L	EV 61 L	EV 62 L	EV 63 L	EV 63 L
Article No.	EV 9800-R	EV 9810-16R	EV 9820-16R	EV 9830-16R	EV 9840-16R

TI-Forms-Abutment for M-Series

- Titanium
- incl. abutment screw
- Recommended torque: 25 Ncm



Implant connection	D 3.0	D 3.6	D 4.2	D 4.8	D 5.4
Diameter	11.5 mm	11.5 mm	11.5 mm	11.5 mm	11.5 mm
Placement instrument	Hex 1.26	Hex 1.26	Hex 1.26	Hex 1.26	Hex 1.26
Abutment screw	EV 60	EV 61	EV 62	EV 63	EV 63
Laboratory screw	EV 60 L	EV 61 L	EV 62 L	EV 63 L	EV 63 L
Article No.	EV 9000-ST	EV 9010-ST	EV 9020-ST	EV 9030-ST	EV 9040-ST

Please note: This is used with Straumann/M-series.

AB	IPS
AT	K
B	L
BS	LX
C	MG
CX	N
D	NE
DT	OT
E	R
EV	S
F	T
GM	Y
H	Nov/Opt
I	Tools

Multi-unit abutment straight

- Titanium
- Sterile packaged
- Recommended torque: 25 Ncm



Implant connection	D 3.6	D 3.6	D 3.6
Gingiva height	1.5 mm	3.5 mm	5.5 mm
Placement instrument	M 11-11	M 11-11	M 11-11
Article No.	EV 8010	EV 8011	EV 8012

Please note: To screw in the Multi-unit abutment straight you need the Placement instrument M 11-11.

Multi-unit abutment angled 17°

- Titanium
- Sterile packaged
- incl. abutment screw
- Recommended torque: 25 Ncm



Implant connection	D 3.6	D 3.6	D 3.6
Gingiva height (mm)	1.1/2.5	2.1/3.5	4.1/5.5
Placement instrument	Hex 1.26	Hex 1.26	Hex 1.26
Abutment screw	EV 64	EV 64	EV 64
Article No.	EV 8110	EV 8111	EV 8112

Multi-unit abutment angled 30°

- Titanium
- Sterile packaged
- incl. abutment screw
- Recommended torque: 25 Ncm



Implant connection	D 3.6	D 3.6	D 3.6
Gingiva height (mm)	0.6/3.0	1.6/4.0	3.1/5.5
Placement instrument	Hex 1.26	Hex 1.26	Hex 1.26
Abutment screw	EV 64	EV 64	EV 64
Article No.	EV 8310	EV 8311	EV 8312

Multi-unit abutment straight

- Titanium
- Sterile packaged
- Recommended torque: 25 Ncm



Implant connection	D 4.2	D 4.2	D 4.2
Gingiva height	1.5 mm	3.5 mm	5.5 mm
Placement instrument	M 11-11	M 11-11	M 11-11
Article No.	EV 8020	EV 8021	EV 8022

Please note: To screw in the Multi-unit abutment straight you need the Placement instrument M 11-11.



Multi-unit abutment angled 17°

- Titanium
- Sterile packaged
- incl. abutment screw
- Recommended torque: 25 Ncm



Implant connection	D 4.2	D 4.2	D 4.2
Gingiva height (mm)	1.1/2.5	2.1/3.5	4.1/5.5
Placement instrument	Hex 1.26	Hex 1.26	Hex 1.26
Abutment screw	EV 65	EV 65	EV 65
Article No.	EV 8120	EV 8121	EV 8122

Multi-unit abutment angled 30°

- Titanium
- Sterile packaged
- incl. abutment screw
- Recommended torque: 25 Ncm



Implant connection	D 4.2	D 4.2	D 4.2
Gingiva height (mm)	0.6/3.0	1.6/4.0	3.1/5.5
Placement instrument	Hex 1.26	Hex 1.26	Hex 1.26
Abutment screw	EV 65	EV 65	EV 65
Article No.	EV 8320	EV 8321	EV 8322

Multi-unit abutment straight

- Titanium
- Sterile packaged
- Recommended torque: 25 Ncm



Implant connection	D 4.8	D 4.8	D 4.8
Gingiva height	1.5 mm	3.5 mm	5.5 mm
Placement instrument	M 11-11	M 11-11	M 11-11
Article No.	EV 8030	EV 8031	EV 8032

Please note: To screw in the Multi-unit abutment straight you need the Placement instrument M 11-11.

Multi-unit abutment angled 17°

- Titanium
- Sterile packaged
- incl. abutment screw
- Recommended torque: 25 Ncm



Implant connection	D 4.8	D 4.8	D 4.8
Gingiva height (mm)	1.1/2.5	2.1/3.5	4.1/5.5
Placement instrument	Hex 1.26	Hex 1.26	Hex 1.26
Abutment screw	EV 66	EV 66	EV 66
Article No.	EV 8130	EV 8131	EV 8132

AB	IPS
AT	K
B	L
BS	LX
C	MG
CX	N
D	NE
DT	OT
E	R
EV	S
F	T
GM	Y
H	Nov/Opt
I	Tools

Multi-unit abutment angled 30°

- Titanium
- Sterile packaged
- incl. abutment screw
- Recommended torque: 25 Ncm



Implant connection	D 4.8	D 4.8	D 4.8
Gingiva height (mm)	0.6/3.0	1.6/4.0	3.1/5.5
Placement instrument	Hex 1.26	Hex 1.26	Hex 1.26
Abutment screw	EV 66	EV 66	EV 66
Article No.	EV 8330	EV 8331	EV 8332

Multi-unit bridge screw

- Material: Titanium
- Recommended torque: 15 Ncm



Placement instrument	Ball Torx	Hex 1.26
Article No.	6-31-01	EV 8501

Multi-unit prosthetic components

- Recommended torque: 15 Ncm
- titanium base / titanium cap: incl. bridge screw
- Material: Titanium
- modelling sleeve: without Bridge screw
- Material: Tecanat (PC)



Description	titanium base ASC	titanium base	titanium cap Flex	modelling sleeve
Placement instrument	Ball Torx	Hex 1.26	Hex 1.26	
Screw	6-31-01	EV 8501	EV 8501	
Article No.	6-31-02	EV 8508	EV 8519	8510

Please note: The Multi-unit modelling sleeve can be used with the Multi-unit titanium base and Multi-unit titanium cap.

Multi-unit prosthetic components

- incl. bridge screw
- Recommended torque: 15 Ncm
- Material gold cap, castable: Au 60%; Pd 20%; Pt 19%; Ir 1%
- Material CoCr cap: CrCo alloy / CTE 14.1




Description	gold cap, castable	CoCr cap
Placement instrument	Hex 1.26	Hex 1.26
Screw	EV 8501	EV 8501
Article No.	EV 8506	EV 8507





Multi-unit screw matrix

- Material MedentiLOC:
Titanium TiN coated
- Material Novaloc:
Titanium ADLC coated
- Recommended torque: 15 Ncm

Description	 MedentiLOC	 Novaloc
Placement instrument	Hex 1.26	Hex 1.26
Article No.	EV 8517	EV 8518

Multi-unit scanbody

- Titanium specially coated
- incl. bridge screw

Version	 straight	 angled
Placement instrument	Hex 1.26	Hex 1.26
Screw	EV 8501	EV 8501
Article No.	EV 8500	EV 8513

Please note: The Scanbody is sterilisable and for intra-oral scanning.


Multi-unit Laboratory implant

- Titanium

Version	 straight	 angled	 angled
Type		17°	30°
Article No.	8504	8514-17	8514-30





Multi-unit Laboratory implant CAD/CAM

- Titanium

Version	 straight	 angled	 angled
Type		17°	30°
Placement instrument	M 11-11	8515 T	8515 T
Article No.	8509	8515-17	8515-30

Multi-unit accessories

- Material cover cap:
Titanium
- Material implant pick-up:
Titanium
- Material placement instrument:
Stainless steel
- Placement instrument laboratory implant:
Stainless steel

Description	 cover cap	 implant pick-up	 Placement instrument	 Placement instrument laboratory implant
Article No.	EV 8502	EV 8503	M 11-11	8515 T

AB	IPS
AT	K
B	L
BS	LX
C	MG
CX	N
D	NE
DT	OT
E	R
EV	S
F	T
GM	Y
H	Nov/Opt
I	Tools

Novaloc abutment straight

- Titanium
- ADLC coated
- Recommended torque: 25 Ncm



	■	■	■	■	■
Implant connection	D 3.6	D 3.6	D 3.6	D 3.6	D 3.6
Gingiva height	1.0 mm	2.0 mm	3.0 mm	4.0 mm	5.0 mm
Placement instrument	Hex 1.26	Hex 1.26	Hex 1.26	Hex 1.26	Hex 1.26
Article No.	EV 6010	EV 6110	EV 6210	EV 6310	EV 6410

Novaloc abutment angled 15°

- Titanium
- ADLC coated
- incl. abutment screw
- Type 2 = angled over cam
- Recommended torque: 25 Ncm



	■	■	■	■	■
Implant connection	D 3.6	D 3.6	D 3.6	D 3.6	D 3.6
Gingiva height (mm)	1.0/2.0	2.0/3.0	3.0/4.0	4.0/5.0	5.0/6.0
Placement instrument	Ball Torx	Ball Torx	Ball Torx	Ball Torx	Ball Torx
Abutment screw	EV 67	EV 67	EV 67	EV 67	EV 67
Article No.	EV 6510-2	EV 6610-2	EV 6710-2	EV 6810-2	EV 6910-2

Please note: To screw in the angled Novaloc abutments you need the special Placement instrument Ball-Torx M 03-8 or M 10-8.

Novaloc abutment straight

- Titanium
- ADLC coated
- Recommended torque: 25 Ncm



	■	■	■	■	■
Implant connection	D 4.2	D 4.2	D 4.2	D 4.2	D 4.2
Gingiva height	1.0 mm	2.0 mm	3.0 mm	4.0 mm	5.0 mm
Placement instrument	Hex 1.26	Hex 1.26	Hex 1.26	Hex 1.26	Hex 1.26
Article No.	EV 6020	EV 6120	EV 6220	EV 6320	EV 6420

Novaloc abutment angled 15°

- Titanium
- ADLC coated
- incl. abutment screw
- Type 2 = angled over cam
- Recommended torque: 25 Ncm



	■	■	■	■	■
Implant connection	D 4.2	D 4.2	D 4.2	D 4.2	D 4.2
Gingiva height (mm)	1.0/2.0	2.0/3.0	3.0/4.0	4.0/5.0	5.0/6.0
Placement instrument	Ball Torx	Ball Torx	Ball Torx	Ball Torx	Ball Torx
Abutment screw	EV 68	EV 68	EV 68	EV 68	EV 68
Article No.	EV 6520-2	EV 6620-2	EV 6720-2	EV 6820-2	EV 6920-2

Please note: To screw in the angled Novaloc abutments you need the special Placement instrument Ball-Torx M 03-8 or M 10-8.

Novaloc abutment straight

- Titanium
- ADLC coated
- Recommended torque: 25 Ncm



Implant connection	D 4.8	D 4.8	D 4.8	D 4.8	D 4.8
Gingiva height	1.0 mm	2.0 mm	3.0 mm	4.0 mm	5.0 mm
Placement instrument	Hex 1.26	Hex 1.26	Hex 1.26	Hex 1.26	Hex 1.26
Article No.	EV 6030	EV 6130	EV 6230	EV 6330	EV 6430

Novaloc abutment angled 15°

- Titanium
- ADLC coated
- incl. abutment screw
- Type 2 = angled over cam
- Recommended torque: 25 Ncm



Implant connection	D 4.8	D 4.8	D 4.8	D 4.8	D 4.8
Gingiva height (mm)	1.0/2.0	2.0/3.0	3.0/4.0	4.0/5.0	5.0/6.0
Placement instrument	Ball Torx	Ball Torx	Ball Torx	Ball Torx	Ball Torx
Abutment screw	EV 69	EV 69	EV 69	EV 69	EV 69
Article No.	EV 6530-2	EV 6630-2	EV 6730-2	EV 6830-2	EV 6930-2

Please note: To screw in the angled Novaloc abutments you need the special Placement instrument Ball-Torx M 03-8 or M 10-8.

Novaloc Processing package

- Matrix housing, titanium/PEEK
- Retention insert white
Retention force: light
- Retention insert yellow
Retention force: medium
- Retention insert green
Retention force: strong
- Mounting collar, silicone
- 2 pcs per package
- incl. mounting insert



Material matrix housing	Titanium	PEEK
Article No.	2010.601-NOV	2010.611-NOV

Please note: The entire product overview is available in section Novaloc.

Placement instrument Ball Torx

- Stainless steel



Version	Contra-angle	Contra-angle	Manual and ratchet
Type	L 30 mm	long	long
Article No.	6-13-06	M 03-8	M 10-8

AB	IPS
AT	K
B	L
BS	LX
C	MG
CX	N
D	NE
DT	OT
E	R
EV	S
F	T
GM	Y
H	Nov/Opt
I	Tools

Novaloc Laboratory implant

- Stainless steel



Version	straight	angled
Article No.	58	59

Optiloc abutment straight

- Titanium
- ADLC coated
- Recommended torque: 25 Ncm



Implant connection	D 3.6	D 3.6	D 3.6	D 3.6	D 3.6
Gingiva height	1.0 mm	2.0 mm	3.0 mm	4.0 mm	5.0 mm
Placement instrument	M 59 / M 79	M 59 / M 79	M 59 / M 79	M 59 / M 79	M 59 / M 79
Article No.	EV 5010	EV 5110	EV 5210	EV 5310	EV 5410

Optiloc abutment straight

- Titanium
- ADLC coated
- Recommended torque: 25 Ncm



Implant connection	D 4.2	D 4.2	D 4.2	D 4.2	D 4.2
Gingiva height	1.0 mm	2.0 mm	3.0 mm	4.0 mm	5.0 mm
Placement instrument	M 59 / M 79	M 59 / M 79	M 59 / M 79	M 59 / M 79	M 59 / M 79
Article No.	EV 5020	EV 5120	EV 5220	EV 5320	EV 5420

Optiloc abutment straight

- Titanium
- ADLC coated
- Recommended torque: 25 Ncm



Implant connection	D 4.8	D 4.8	D 4.8	D 4.8	D 4.8
Gingiva height	1.0 mm	2.0 mm	3.0 mm	4.0 mm	5.0 mm
Placement instrument	M 59 / M 79	M 59 / M 79	M 59 / M 79	M 59 / M 79	M 59 / M 79
Article No.	EV 5030	EV 5130	EV 5230	EV 5330	EV 5430



Optiloc Processing package

- Matrix housing, titanium
- Retention insert white
Retention force: light
- Retention insert yellow
Retention force: medium
- Retention insert green
Retention force: strong
- Mounting collar, silicone
- 2 pcs per package



Material
matrix housing

Titanium

Article No. 5202.0001-OPT

Please note: The entire product overview is available in section Optiloc.

Placement instrument Optiloc abutment

- Stainless steel



Version

Manual and
ratchet

Contra-angle

Article No.

M 59

M 79

Optiloc Model Analog

- Material: Al



Version

Model Analog

Article No.

2102.0024-OPT

AB	IPS
AT	K
B	L
BS	LX
C	MG
CX	N
D	NE
DT	OT
E	R
EV	S
F	T
GM	Y
H	Nov/Opt
I	Tools

F-Series



The F-Series abutments are compatible with

Nobel Biocare

NobelActive^{®*} CC

NobelReplace^{®*} CC

NobelParallel[™] CC


DETAILED VIEW

Exact view of the direction of the angulation (indexing) of all angled abutments.



Type 1

angled over flat



Type 2


angled over corner

*is a registered trademark of an independent third party

AB	IPS
AT	K
B	L
BS	LX
C	MG
CX	N
D	NE
DT	OT
E	R
EV	S
F	T
GM	Y
H	Nov/Opt
I	Tools

Implant pick-up Open tray

- incl. retention screw
- Titanium



Implant connection	NP	NP	RP	RP
Version	short	long	short	long
Article No.	F 10	F 20	F 11	F 21

Implant pick-up Closed tray

- incl. abutment screw
- incl. Positioning cap
- Titanium



Implant connection	D 3.0	NP	RP
Article No.	F 32	F 30	F 31

Laboratory implant

- Titanium



Implant connection	D 3.0	D 3.0	NP	NP
Type		CADCAM		CADCAM
Placement instrument		F 82 T		F 80 T
Article No.	F 52	F 82	F 50	F 80

Laboratory implant

- Titanium



Implant connection	RP	RP	WP	WP
Type		CADCAM		CADCAM
Placement instrument		F 81 T		F 83 T
Article No.	F 51	F 81	F 53	F 83

Placement instrument laboratory implant CAD/CAM

- Stainless steel



Implant connection	D 3.0	NP	RP	WP
Article No.	F 82 T	F 80 T	F 81 T	F 83 T



Abutment screw

• Titanium



Placement instrument	UG	UG	UG	Ball Torx	UG
Article No.	F 60	F 600	F 601	F 602	F 603
Please note:	The correct choice of the abutment screw is stated with the respective abutment in the catalogue.				

Abutment screw

• Titanium



Placement instrument	UG	Ball Hex	Ball Hex	UG	Ball Torx
Article No.	F 61	F 64	F 65	F 66	F 67
Please note:	The correct choice of the abutment screw is stated with the respective abutment in the catalogue.				

Abutment screw

• Titanium



Placement instrument	Ball Torx	Ball Torx
Article No.	F 68	F 69
Please note:	The correct choice of the abutment screw is stated with the respective abutment in the catalogue.	

Laboratory screw

• red coated



Article No.	F 60 L	F 61 L	F 66 L
Please note:	The correct choice of the laboratory screw is stated with the respective abutment in the catalogue.		

Temporary abutment

• Titanium
• incl. abutment screw
• Recommended torque:
35 Ncm: NP
35 Ncm: RP
15 Ncm: D 3.0



Implant connection	D 3.0	NP	RP
Placement instrument	UG	UG	UG
Abutment screw	F 66	F 60	F 61
Laboratory screw	F 66 L	F 60 L	F 61 L
Article No.	F 3520	F 3500	F 3510

AB	IPS
AT	K
B	L
BS	LX
C	MG
CX	N
D	NE
DT	OT
E	R
EV	S
F	T
GM	Y
H	Nov/Opt
I	Tools

Temporary abutment rotating

- Titanium
- incl. abutment screw
- Recommended torque: 35 Ncm



Implant connection	NP	RP
Placement instrument	UG	UG
Abutment screw	F 60	F 61
Laboratory screw	F 60 L	F 61 L
Article No.	F 3700	F 3710

Standard abutment straight

- Titanium
- incl. abutment screw
- Recommended torque: 35 Ncm



Implant connection	NP	NP	RP	RP
Gingiva height	1.5 mm	3.0 mm	1.5 mm	3.0 mm
Diameter	4.5 mm	4.5 mm	5.5 mm	5.5 mm
Placement instrument	UG	UG	UG	UG
Abutment screw	F 60	F 60	F 61	F 61
Laboratory screw	F 60 L	F 60 L	F 61 L	F 61 L
Article No.	F 100	F 100-3	F 110	F 110-3

Standard abutment angled 18°

- Titanium
- incl. abutment screw
- Type 1 = angled over flat
- Type 2 = angled over corner
- Recommended torque: 35 Ncm



Implant connection	NP	NP	RP	RP
Gingiva height	1.5 mm	3.0 mm	1.5 mm	3.0 mm
Diameter	4.5 mm	4.5 mm	5.5 mm	5.5 mm
Placement instrument	UG	UG	UG	UG
Abutment screw	F 60	F 60	F 61	F 61
Laboratory screw	F 60 L	F 60 L	F 61 L	F 61 L
Article No. Type 1	F 200-1	F 200-1-3	F 210-1	F 210-1-3
Article No. Type 2	F 200-2	F 200-2-3	F 210-2	F 210-2-3

Castable gold abutment

- Au 60%; Pd 20%; Pt 19%; Ir 1%
- Cast-on
- incl. abutment screw
- Recommended torque: 35 Ncm



Implant connection	NP	RP
Gold weight (g)	0,35	0,44
Placement instrument	UG	UG
Abutment screw	F 60	F 61
Laboratory screw	F 60 L	F 61 L
Article No.	F 300	F 310



Castable gold abutment rotating

- Au 60%; Pd 20%; Pt 19%; Ir 1%
- Cast-on
- incl. abutment screw
- Recommended torque: 35 Ncm



Implant connection	NP	RP
Gold weight (g)	0,28	0,37
Placement instrument	UG	UG
Abutment screw	F 60	F 61
Laboratory screw	F 60 L	F 61 L
Article No.	F 300 R	F 310 R

Castable CoCr abutment

- CrCo alloy / CTE 14.1
- Cast-on
- incl. abutment screw
- Recommended torque: 35 Ncm



Implant connection	NP	RP
Placement instrument	UG	UG
Abutment screw	F 60	F 61
Laboratory screw	F 60 L	F 61 L
Article No.	F 700	F 710

Please note: The Castable CoCr abutment may be cast on with NPM alloys where as the liquidus temperature does not exceed 1420°C.

Castable CoCr abutment rotating

- CrCo alloy / CTE 14.1
- Cast-on
- incl. abutment screw
- Recommended torque: 35 Ncm



Implant connection	NP	RP
Placement instrument	UG	UG
Abutment screw	F 60	F 61
Laboratory screw	F 60 L	F 61 L
Article No.	F 700 R	F 710 R

Please note: The Castable CoCr abutment may be cast on with NPM alloys where as the liquidus temperature does not exceed 1420°C.

AB	IPS
AT	K
B	L
BS	LX
C	MG
CX	N
D	NE
DT	OT
E	R
EV	S
F	T
GM	Y
H	Nov/Opt
I	Tools

Solid abutment straight

- Titanium
- incl. abutment screw
- Recommended torque: 35 Ncm



Implant connection	NP	RP
Gingiva height	3.5 mm	3.5 mm
Diameter	5.0 mm	5.5 mm
Placement instrument	UG	UG
Abutment screw	F 60	F 61
Laboratory screw	F 60 L	F 61 L
Article No.	F 400	F 410

Please note: The Solid abutment will be delivered additional with Laboratory screw.

Solid abutment angled 18°

- Titanium
- incl. abutment screw
- Type 1 = angled over flat
- Type 2 = angled over corner
- Recommended torque: 35 Ncm



Implant connection	NP	RP
Gingiva height	3.5 mm	3.5 mm
Diameter	5.0 mm	5.5 mm
Placement instrument	UG	UG
Abutment screw	F 60	F 61
Laboratory screw	F 60 L	F 61 L
Article No. Type 1	F 500-1	F 510-1
Article No. Type 2	F 500-2	F 510-2

Please note: The Solid abutment will be delivered additional with Laboratory screw.

Scanbody

- Titanium
- specially coated
- incl. retention screw



Implant connection	D 3.0	D 3.0	NP	NP	RP
retention screw	F 66 SB	F 66 SB	F 60 SB	F 60 SB	F 61 SB
Article No.	F 1420	F 1420-L	F 1400	F 1400-L	F 1410

Please note: The Scanbody is sterilisable and for intra-oral scanning.

Scanbody

- Titanium
- specially coated
- incl. retention screw



Implant connection	RP	WP
retention screw	F 61 SB	F 61 SB
Article No.	F 1410-L	F 1430-L

Please note: The Scanbody is sterilisable and for intra-oral scanning.

Titanium base ASC Flex

- angled screw channel
- Titanium
- incl. abutment screw
- Type SF = Screw channel angled over the flat of the scanbody Type
- Recommended torque:
35 Ncm: NP
15 Ncm: D 3.0




Implant connection	D 3.0	D 3.0	NP	NP
Chimney height	3.5-6.5	3.5-6.5	3.5-6.5	3.5-6.5
Gingiva height	1.0 mm	2.5 mm	1.0 mm	2.5 mm
Placement instrument	Ball Torx	Ball Torx	Ball Torx	Ball Torx
Abutment screw	F 69	F 602	F 67	F 67
Article No. Type 1	F 1620-1-SF	F 1720-1-SF	F 1600-1-SF	F 1700-1-SF

Please note: To screw in the titanium base ASC Flex you need the Placement instrument Ball-Torx M 03-8, M 10-8 or 6-13-06. To select the desired direction of the angled screw channel, please consider the Instruction for use.

Modelling cap set

- burn-out plastic
- Scope of Delivery: four chimney heights



Modelling cap set straight	6-09-01	6-09-01	6-09-01	6-09-01
Modelling cap set angled	6-09-02	6-09-02	6-09-02	6-09-02

Titanium base ASC Flex

- angled screw channel
- Titanium
- incl. abutment screw
- Type SF = Screw channel angled over the flat of the scanbody Type
- Recommended torque: 35 Ncm




Implant connection	RP	RP	WP	WP
Chimney height	3.5-6.5	3.5-6.5	3.5-6.5	3.5-6.5
Gingiva height	1.0 mm	2.5 mm	1.0 mm	2.5 mm
Placement instrument	Ball Torx	Ball Torx	Ball Torx	Ball Torx
Abutment screw	F 68	F 68	F 68	F 68
Article No. Type 1	F 1610-1-SF	F 1710-1-SF	F 1630-1-SF	F 1730-1-SF

Please note: To screw in the titanium base ASC Flex you need the Placement instrument Ball-Torx M 03-8, M 10-8 or 6-13-06. To select the desired direction of the angled screw channel, please consider the Instruction for use.

Modelling cap set

- burn-out plastic
- Scope of Delivery: four chimney heights



Modelling cap set straight	6-09-11	6-09-11	6-09-11	6-09-11
Modelling cap set angled	6-09-12	6-09-12	6-09-12	6-09-12

AB	IPS
AT	K
B	L
BS	LX
C	MG
CX	N
D	NE
DT	OT
E	R
EV	S
F	T
GM	Y
H	Nov/Opt
I	Tools

Titanium base ASC Flex rotating

- angled screw channel
- Titanium
- incl. abutment screw
- Recommended torque:
35 Ncm: WP
35 Ncm: NP
35 Ncm: RP
15 Ncm: D 3.0




Implant connection	D 3.0	NP	RP	WP
Chimney height	3.5-6.5	3.5-6.5	3.5-6.5	3.5-6.5
Gingiva height	1.0 mm	1.0 mm	1.0 mm	1.0 mm
Placement instrument	Ball Torx	Ball Torx	Ball Torx	Ball Torx
Abutment screw	F 69	F 67	F 68	F 68
Article No.	F 1820	F 1800	F 1810	F 1830

Please note: To screw in the titanium base ASC Flex you need the Placement instrument Ball-Torx M 03-8, M 10-8 or 6-13-06.

Modelling cap set

- burn-out plastic
- Scope of Delivery: four chimney heights



Modelling cap set straight	6-09-01	6-09-01	6-09-11	6-09-11
Modelling cap set angled	6-09-02	6-09-02	6-09-12	6-09-12

Titanium base 2nd Generation


- Titanium
- incl. abutment screw
- Recommended torque: 15 Ncm



Implant connection	D 3.0	D 3.0
Chimney height	3.5 mm	5.5 mm
Gingiva height	0.65 mm	0.65 mm
Placement instrument	UG	UG
Abutment screw	F 66	F 66
Laboratory screw	F 66 L	F 66 L
Article No.	F 1020	F 1120

Titanium base 2nd Generation

- Titanium
- incl. abutment screw
- Recommended torque: 35 Ncm



Implant connection	NP	NP	NP	NP
Chimney height	3.5 mm	3.5 mm	5.5 mm	5.5 mm
Gingiva height	0.65 mm	1.15 mm	0.65 mm	1.15 mm
Placement instrument	UG	UG	UG	UG
Abutment screw	F 60	F 60	F 60	F 60
Laboratory screw	F 60 L	F 60 L	F 60 L	F 60 L
Article No.	F 1000	F 1200	F 1100	F 1300



Titanium base 2nd Generation

- Titanium
- incl. abutment screw
- Recommended torque: 35 Ncm



	■	■	■	■
Implant connection	RP	RP	RP	RP
Chimney height	3.5 mm	3.5 mm	5.5 mm	5.5 mm
Gingiva height	0.65 mm	1.15 mm	0.65 mm	1.15 mm
Placement instrument	UG	UG	UG	UG
Abutment screw	F 61	F 61	F 61	F 61
Laboratory screw	F 61 L	F 61 L	F 61 L	F 61 L
Article No.	F 1010	F 1210	F 1110	F 1310

Titanium base Bridges/ bars 2nd Generation

- rotating
- Titanium
- incl. abutment screw
- Recommended torque:
35 Ncm: NP
35 Ncm: RP
15 Ncm: D 3.0



		■	■
Implant connection	D 3.0	NP	RP
Chimney height	3.5 mm	3.5 mm	3.5 mm
Gingiva height	0.65 mm	0.65 mm	0.65 mm
Placement instrument	UG	UG	UG
Abutment screw	F 66	F 60	F 61
Laboratory screw	F 66 L	F 60 L	F 61 L
Article No.		F 1520	F 1500 F 1510

PreFace abutment Titanium

- incl. abutment screw
- Recommended torque:
35 Ncm: NP
35 Ncm: RP
15 Ncm: D 3.0



		■	■	■	■
Implant connection	D 3.0	NP	NP	RP	RP
Diameter	11.5 mm	11.5 mm	16.0 mm	11.5 mm	16.0 mm
Placement instrument	UG	UG	UG	UG	UG
Abutment screw	F 66	F 60	F 60	F 61	F 61
Laboratory screw	F 66 L	F 60 L	F 60 L	F 61 L	F 61 L
Article No.	F 9020-R	F 9000-R	F 9000-16R	F 9010-R	F 9010-16R

PreFace abutment Titanium

- incl. abutment screw
- Recommended torque: 35 Ncm



	■
Implant connection	WP
Diameter	11.5 mm
Placement instrument	UG
Abutment screw	F 603
Laboratory screw	F 603 L
Article No.	F 9030-R

AB	IPS
AT	K
B	L
BS	LX
C	MG
CX	N
D	NE
DT	OT
E	R
EV	S
F	T
GM	Y
H	Nov/Opt
I	Tools

F-Series

PreFace abutment CrCo alloy / CTE 14.1

- incl. abutment screw
- Recommended torque:
35 Ncm: WP
35 Ncm: NP
35 Ncm: RP
15 Ncm: D 3.0



	■	■	■	■
Implant connection	D 3.0	NP	RP	WP
Diameter	11.5 mm	16.0 mm	16.0 mm	11.5 mm
Placement instrument	UG	UG	UG	UG
Abutment screw	F 66	F 60	F 61	F 603
Laboratory screw	F 66 L	F 60 L	F 61 L	F 603 L
Article No.	F 9820-R	F 9800-16R	F 9810-16R	F 9830-R

TI-Forms-Abutment for M-Series

- Titanium
- incl. abutment screw
- Recommended torque:
35 Ncm: WP
35 Ncm: NP
35 Ncm: RP
15 Ncm: D 3.0



	■	■	■	■
Implant connection	D 3.0	NP	RP	WP
Diameter	11.5 mm	11.5 mm	11.5 mm	11.5 mm
Placement instrument	UG	UG	UG	UG
Abutment screw	F 66	F 60	F 61	F 603
Laboratory screw	F 66 L	F 60 L	F 61 L	F 603 L
Article No.	F 9020-ST	F 9000-ST	F 9010-ST	F 9030-ST

Please note: This is used with Straumann/M-series.

MedentiBASE abutment straight

- Titanium
- Recommended torque: 35 Ncm



	■	■	■	■	■
Implant connection	NP	NP	NP	NP	NP
Gingiva height	0.5 mm	1.5 mm	2.5 mm	3.5 mm	4.5 mm
Placement instrument	M 11-6	M 11-6	M 11-6	M 11-6	M 11-6
Article No.	F 4000	F 4100	F 4200	F 4300	F 4400

MedentiBASE abutment straight

- Titanium
- Recommended torque: 35 Ncm



	■	■	■	■	■
Implant connection	RP	RP	RP	RP	RP
Gingiva height	0.5 mm	1.5 mm	2.5 mm	3.5 mm	4.5 mm
Placement instrument	M 11-6	M 11-6	M 11-6	M 11-6	M 11-6
Article No.	F 4010	F 4110	F 4210	F 4310	F 4410



MedentiBASE bridge screw

- Titanium
- Recommended torque: 15 Ncm

Placement instrument



Ball Torx

UG

Article No.

6-28-01

F 7600

MedentiBASE prosthetic components

- incl. bridge screw
- Recommended torque: 15 Ncm
- titanium base / titanium cap: incl. bridge screw
- Material: Titanium
- Material scanbody: Titanium

Description



titanium base ASC

titanium cap Flex

titanium base

Placement instrument

Ball Torx

UG

UG

Abutment screw

6-28-01

F 7600

F 7600

Article No.

6-28-02

F 4730

F 4840

MedentiBASE prosthetic components

- incl. bridge screw
- Material plastic coping: Tecanat (PC)
- Material HSL coping: Au 60%; Pd 20%; Pt 19%; Ir 1%

Description



plastic cap

gold cap, castable

Article No.

F 4710

F 4720

MedentiBASE Prosthetic components for passive fit

- incl. bridge screw
- Recommended torque: 15 Ncm
- adhesive cap Material: Titanium
- adhesive casing incl. Modelling screw

Description



adhesive cap

adhesive casing

adhesive cap

adhesive casing

Version

Short

Short

Long

Long

Placement instrument

UG

UG

Abutment screw

F 7600

F 7600

Article No.

F 4800

F 4810

F 4820

F 4830

MedentiBASE scanbody

- Titanium specially coated
- incl. bridge screw

Article No.



F 4900

Please note: The Scanbody is sterilisable and for intra-oral scanning.

AB	IPS
AT	K
B	L
BS	LX
C	MG
CX	N
D	NE
DT	OT
E	R
EV	S
F	T
GM	Y
H	Nov/Opt
I	Tools

MedentiBASE accessories

- Material cover cap: Titanium
- Material implant pick-up: Titanium
- Material laboratory implant: Titanium
- Material laboratory implant CAD/CAM: Stainless steel
- Material placement instrument: Stainless steel



Description	cover cap	implant pick-up	Laboratory implant	Laboratory implant CAD-CAM	Placement instrument
Placement instrument				M 11-6	
Article No.	F 4610	F 4620	4630	80	M 11-6

Multi-unit abutment straight

- Titanium
- Sterile packaged
- Recommended torque: 35 Ncm



Implant connection	NP	NP	NP	NP
Gingiva height	1.5 mm	2.5 mm	3.5 mm	5.5 mm
Placement instrument	M 11-11	M 11-11	M 11-11	M 11-11
Article No.	F 8000	F 8003	F 8001	F 8002

Please note: To screw in the Multi-unit abutment straight you need the Placement instrument M 11-11.

Multi-unit abutment angled 17°

- Titanium
- Sterile packaged
- incl. abutment screw
- Recommended torque: 35 Ncm



Implant connection	NP	NP	NP
Gingiva height (mm)	1.1/2.5	2.1/3.5	4.1/5.5
Placement instrument	UG	UG	UG
Abutment screw	F 600	F 600	F 600
Article No.	F 8100	F 8101	F 8102

Multi-unit abutment angled 30°

- Titanium
- Sterile packaged
- incl. abutment screw
- Recommended torque: 35 Ncm



Implant connection	NP	NP	NP
Gingiva height (mm)	0.6/3.0	1.6/4.0	3.1/5.5
Placement instrument	UG	UG	UG
Abutment screw	F 600	F 600	F 600
Article No.	F 8300	F 8301	F 8302



Multi-unit abutment straight

- Titanium
- Sterile packaged
- Recommended torque: 35 Ncm



	■	■	■	■
Implant connection	RP	RP	RP	RP
Gingiva height	1.5 mm	2.5 mm	3.5 mm	5.5 mm
Placement instrument	M 11-11	M 11-11	M 11-11	M 11-11
Article No.	F 8010	F 8013	F 8011	F 8012

Please note: To screw in the Multi-unit abutment straight you need the Placement instrument M 11-11.

Multi-unit abutment angled 17°

- Titanium
- Sterile packaged
- incl. abutment screw
- Recommended torque: 35 Ncm



	■	■	■
Implant connection	RP	RP	RP
Gingiva height (mm)	1.1/2.5	2.1/3.5	4.1/5.5
Placement instrument	UG	UG	UG
Abutment screw	F 601	F 601	F 601
Article No.	F 8110	F 8111	F 8112

Multi-unit abutment angled 30°

- Titanium
- Sterile packaged
- incl. abutment screw
- Recommended torque: 35 Ncm



	■	■	■
Implant connection	RP	RP	RP
Gingiva height (mm)	0.6/3.0	1.6/4.0	3.1/5.5
Placement instrument	UG	UG	UG
Abutment screw	F 601	F 601	F 601
Article No.	F 8310	F 8311	F 8312

Multi-unit abutment straight

- Titanium
- Sterile packaged
- Recommended torque: 35 Ncm



	■	■	■	■
Implant connection	WP	WP	WP	WP
Gingiva height	1.5 mm	2.5 mm	3.5 mm	5.5 mm
Placement instrument	M 11-11	M 11-11	M 11-11	M 11-11
Article No.	F 8030	F 8033	F 8031	F 8032




Please note: To screw in the Multi-unit abutment straight you need the Placement instrument M 11-11.

	AB	IPS
	AT	K
	B	L
	BS	LX
	C	MG
	CX	N
	D	NE
	DT	OT
	E	R
	EV	S
	F	T
	GM	Y
	H	Nov/Opt
I	Tools	

Multi-unit abutment angled 17°

- Titanium
- Sterile packaged
- incl. abutment screw
- Recommended torque: 35 Ncm






			
Implant connection	WP	WP	WP
Gingiva height (mm)	1.1/2.5	2.1/3.5	4.1/5.5
Placement instrument	UG	UG	UG
Abutment screw	F 601	F 601	F 601
Article No.	F 8130	F 8131	F 8132

Multi-unit abutment angled 30°

- Titanium
- Sterile packaged
- incl. abutment screw
- Recommended torque: 35 Ncm



			
Implant connection	WP	WP	WP
Gingiva height (mm)	0.6/3.0	1.6/4.0	3.1/5.5
Placement instrument	UG	UG	UG
Abutment screw	F 601	F 601	F 601
Article No.	F 8330	F 8331	F 8332

Multi-unit bridge screw

- Material: Titanium
- Recommended torque: 15 Ncm



Placement instrument	Ball Torx	UG
Article No.	6-31-01	F 8501

Multi-unit prosthetic components

- Recommended torque: 15 Ncm
- titanium base / titanium cap: incl. bridge screw
- Material: Titanium KV
- modelling sleeve: without Bridge screw
- Material: Tecanat (PC)





Description	titanium base ASC	titanium base	titanium cap Flex	modelling sleeve
Placement instrument	Ball Torx	UG	UG	
Screw	6-31-01	F 8501	F 8501	
Article No.	6-31-02	F 8508	F 8519	8510

Please note: The Multi-unit modelling sleeve can be used with the Multi-unit titanium base and Multi-unit titanium cap.





Multi-unit prosthetic components

- incl. bridge screw
- Recommended torque: 15 Ncm
- Material gold cap, castable: Au 60%; Pd 20%; Pt 19%; Ir 1%
- Material CoCr cap: CrCo alloy / CTE 14.1

Description	 gold cap, castable	 CoCr cap
Placement instrument	UG	UG
Screw	F 8501	F 8501
Article No.	F 8506	F 8507



Multi-unit screw matrix

- Material MedentiLOC: Titanium TiN coated
- Material Novaloc: Titanium ADLC coated
- Recommended torque: 15 Ncm

Description	 MedentiLOC	 Novaloc
Placement instrument	UG	UG
Article No.	F 8517	F 8518

Multi-unit scanbody

- Titanium specially coated
- incl. bridge screw

Version	 straight	 angled
Placement instrument	UG	UG
Screw	F 8501	F 8501
Article No.	F 8500	F 8513
Please note:	The Scanbody is sterilisable and for intra-oral scanning.	

Multi-unit Laboratory implant

- Titanium

Version	 straight	 angled	 angled
Type		17°	30°
Article No.	8504	8514-17	8514-30

Multi-unit Laboratory implant CAD/CAM





- Titanium

Version	 straight	 angled	 angled
Type		17°	30°
Placement instrument	M 11-11	8515 T	8515 T
Article No.	8509	8515-17	8515-30

AB	IPS
AT	K
B	L
BS	LX
C	MG
CX	N
D	NE
DT	OT
E	R
EV	S
F	T
GM	Y
H	Nov/Opt
I	Tools






Multi-unit accessories

- Material cover cap: Titanium
- Material implant pick-up: Titanium
- Material placement instrument: Stainless steel
- Placement instrument laboratory implant: Stainless steel

Description				
Article No.	F 8502	F 8503	M 11-11	8515 T

MedentiLOC abutment straight

- Titanium
- TiN coated
- Recommended torque: 35 Ncm

					
Implant connection	NP	NP	NP	NP	NP
Gingiva height	1.5 mm	2.5 mm	3.5 mm	4.5 mm	5.5 mm
Placement instrument	Hex 1,26	Hex 1,26	Hex 1,26	Hex 1,26	Hex 1,26
Article No.	F 2000	F 2100	F 2200	F 2300	F 2400






Please note: To screw in the straight MedentiLOC abutments you need the Placement instrument hex 1,26 mm M 03-1 or M 10-1 / M 09-1 or M 11-1.

MedentiLOC abutment angled 15°

- Titanium
- TiN coated
- incl. abutment screw
- Type 1 = angled over flat
- Recommended torque: 35 Ncm

Type 1








					
Implant connection	NP	NP	NP	NP	NP
Gingiva height (mm)	1.0/2.0	2.0/3.0	3.0/4.0	4.0/5.0	5.0/6.0
Placement instrument	Ball Hex	Ball Hex	Ball Hex	Ball Hex	Ball Hex
Abutment screw	F 64	F 64	F 64	F 64	F 64
Article No. Type 1	F 2500-1	F 2600-1	F 2700-1	F 2800-1	F 2900-1

Please note: To screw in the angled MedentiLOC abutments you need the special Placement instrument Ball-Hex 1,26 mm M 03-7 or M 10-7.

MedentiLOC abutment straight

- Titanium
- TiN coated
- Recommended torque: 35 Ncm

					
Implant connection	RP	RP	RP	RP	RP
Gingiva height	1.5 mm	2.5 mm	3.5 mm	4.5 mm	5.5 mm
Placement instrument	Hex 1,26	Hex 1,26	Hex 1,26	Hex 1,26	Hex 1,26
Article No.	F 2010	F 2110	F 2210	F 2310	F 2410

Please note: To screw in the straight MedentiLOC abutments you need the Placement instrument hex 1,26 mm M 03-1 or M 10-1 / M 09-1 or M 11-1.



MedentiLOC abutment angled 15°

- Titanium
- TiN coated
- incl. abutment screw
- Type 1 = angled over flat
- Recommended torque: 35 Ncm

Type 1




Implant connection	RP	RP	RP	RP	RP
Gingiva height (mm)	1.0/2.0	2.0/3.0	3.0/4.0	4.0/5.0	5.0/6.0
Placement instrument	Ball Hex	Ball Hex	Ball Hex	Ball Hex	Ball Hex
Abutment screw	F 65	F 65	F 65	F 65	F 65
Article No. Type 1	F 2510-1	F 2610-1	F 2710-1	F 2810-1	F 2910-1


Please note: To screw in the angled MedentiLOC abutments you need the special Placement instrument Ball-Hex 1,26 mm M 03-7 or M 10-7.

Novaloc Processing package

- Matrix housing, titanium/PEEK
- Retention insert white
Retention force: light
- Retention insert yellow
Retention force: medium
- Retention insert green
Retention force: strong
- Mounting collar, silicone
- 2 pcs per package
- incl. mounting insert



Titanium



PEEK

Material matrix housing	Titanium	PEEK
Article No.	2010.601-NOV	2010.611-NOV

Please note: The entire product overview is available in section Novaloc.

Placement instrument MedentiLOC abutment, angled

- Stainless steel
- Ball Hex



Version	Contra-angle	Manual and ratchet
Article No.	M 03-7	M 10-7

MedentiLOC Laboratory implant

- Stainless steel



Version	straight	angled
Article No.	56	57

Novaloc abutment straight

- Titanium
- ADLC coated
- Recommended torque: 35 Ncm



Implant connection	NP	NP	NP	NP	NP
Gingiva height	1.0 mm	2.0 mm	3.0 mm	4.0 mm	5.0 mm
Placement instrument	UG	UG	UG	UG	UG
Article No.	F 6000	F 6100	F 6200	F 6300	F 6400

AB	IPS
AT	K
B	L
BS	LX
C	MG
CX	N
D	NE
DT	OT
E	R
EV	S
F	T
GM	Y
H	Nov/Opt
I	Tools

Novaloc abutment angled 15°

- Titanium
- ADLC coated
- incl. abutment screw
- Type 1 = angled over flat
- Recommended torque: 35 Ncm



Implant connection	NP	NP	NP	NP	NP
Gingiva height (mm)	1.0/2.0	2.0/3.0	3.0/4.0	4.0/5.0	5.0/6.0
Placement instrument	Ball Torx	Ball Torx	Ball Torx	Ball Torx	Ball Torx
Abutment screw	F 67	F 67	F 67	F 67	F 67
Article No.	F 6500-1	F 6600-1	F 6700-1	F 6800-1	F 6900-1

Please note: To screw in the angled Novaloc abutments you need the special Placement instrument Ball-Torx M 03-8 or M 10-8.

Novaloc abutment straight

- Titanium
- ADLC coated
- Recommended torque: 35 Ncm



Implant connection	RP	RP	RP	RP	RP
Gingiva height	1.0 mm	2.0 mm	3.0 mm	4.0 mm	5.0 mm
Placement instrument	UG	UG	UG	UG	UG
Article No.	F 6010	F 6110	F 6210	F 6310	F 6410

Novaloc abutment angled 15°

- Titanium
- ADLC coated
- incl. abutment screw
- Type 1 = angled over flat
- Recommended torque: 35 Ncm



Implant connection	RP	RP	RP	RP	RP
Gingiva height (mm)	1.0/2.0	2.0/3.0	3.0/4.0	4.0/5.0	5.0/6.0
Placement instrument	Ball Torx	Ball Torx	Ball Torx	Ball Torx	Ball Torx
Abutment screw	F 68	F 68	F 68	F 68	F 68
Article No.	F 6510-1	F 6610-1	F 6710-1	F 6810-1	F 6910-1

Please note: To screw in the angled Novaloc abutments you need the special Placement instrument Ball-Torx M 03-8 or M 10-8.

Novaloc Processing package

- Matrix housing, titanium/PEEK
- Retention insert white Retention force: light
- Retention insert yellow Retention force: medium
- Retention insert green Retention force: strong
- Mounting collar, silicone
- 2 pcs per package
- incl. mounting insert



Material matrix housing	Titanium	PEEK
Article No.	2010.601-NOV	2010.611-NOV

Please note: The entire product overview is available in section Novaloc.



Placement instrument Ball Torx

- Stainless steel



Version	Contra-angle	Contra-angle	Manual and ratchet
Type	L 30 mm	long	long
Article No.	6-13-06	M 03-8	M 10-8

Novaloc Laboratory implant

- Stainless steel



Version	straight	angled
Article No.	58	59

Optiloc abutment straight

- Titanium
- ADLC coated
- Recommended torque: 35 Ncm



Implant connection	NP	NP	NP	NP	NP
Gingiva height	1.0 mm	2.0 mm	3.0 mm	4.0 mm	5.0 mm
Placement instrument	M 59 / M 79	M 59 / M 79	M 59 / M 79	M 59 / M 79	M 59 / M 79
Article No.	F 5000	F 5100	F 5200	F 5300	F 5400

Optiloc abutment straight

- Titanium
- ADLC coated
- Recommended torque: 35 Ncm



Implant connection	RP	RP	RP	RP	RP
Gingiva height	1.0 mm	2.0 mm	3.0 mm	4.0 mm	5.0 mm
Placement instrument	M 59 / M 79	M 59 / M 79	M 59 / M 79	M 59 / M 79	M 59 / M 79
Article No.	F 5010	F 5110	F 5210	F 5310	F 5410

Optiloc Processing package

- Matrix housing, titanium
- Retention insert white
Retention force: light
- Retention insert yellow
Retention force: medium
- Retention insert green
Retention force: strong
- Mounting collar, silicone
- 2 pcs per package



Material matrix housing	Titanium
Article No.	5202.0001-OPT

Please note: The entire product overview is available in section Optiloc.

AB	IPS
AT	K
B	L
BS	LX
C	MG
CX	N
D	NE
DT	OT
E	R
EV	S
F	T
GM	Y
H	Nov/Opt
I	Tools

**Placement instrument
 Optiloc abutment**

• Stainless steel



Version	Manual and ratchet	Contra-angle
Article No.	M 59	M 79

Optiloc Model Analog

• Material: Al



Version	Model Analog
Article No.	2102.0024-OPT

**Planning abutment
 straight**

• metal red coated



Implant connection	NP	RP
Gingiva height (mm)	1.5/3.0	1.5/3.0
Diameter	4.5 mm	5.5 mm
Article No.	FP 100-3	FP 110-3

**Planning abutment angled
 18°**

- metal red coated
- Type 1 = angled over flat
- Type 2 = angled over corner



Implant connection	NP	RP
Gingiva height (mm)	1.5/3.0	1.5/3.0
Diameter	4.5 mm	5.5 mm
Article No. Type 1	FP 200-1-3	FP 210-1-3
Article No. Type 2	FP 200-2-3	FP 210-2-3

Planning abutment set

• 6 piece



Article No.	FPS
Content:	FP 100-3, FP 110-3, FP 200-1-3, FP 200-2-3, FP 210-1-3, FP 210-2-3



I	H	GM	F	EV	E	DT	D	CX	C	BS	B	AT	AB
Tools	Nov/Opt	Y	T	S	R	OT	NE	N	MG	LX	L	K	IPS

*is a registered trademark of an independent third party

GM-Series



The GM-Series abutments are compatible with

Neodent®*
Grand Morse®*

DETAILED VIEW

Exact view of the direction of the angulation (indexing) of all angled abutments.



Type 1

angled over flat

*is a registered trademark of an independent third party



AB	AT	B	BS	C	CX	D	DT	E	EV	F	GM	H	I
IPS	K	L	LX	MG	N	NE	OT	R	S	T	Y	Nov/Opt	Tools

Laboratory implant

• Titanium

NEW **NEW**



Implant connection	D 3.5-5.0	D 3.5-5.0
Type		CADCAM
Placement instrument		GM 80 T
Article No.	GM 50	GM 80

**Placement instrument
laboratory implant
CADCAM**

• Stainless steel

NEW



Implant connection	D 3.5-5.0
Article No.	GM 80 T

Abutment screw

• Titanium

NEW **NEW**



Placement instrument	Neodent	Ball Torx
Article No.	GM 61	GM 62

Please note: The correct choice of the abutment screw is stated with the respective abutment in the catalogue.

Laboratory screw

• red coated

NEW **NEW**



Article No.	GM 61 L	GM 62 L
-------------	----------------	----------------

Please note: The correct choice of the laboratory screw is stated with the respective abutment in the catalogue.



Scanbody

- Titanium
- specially coated
- incl. retention screw

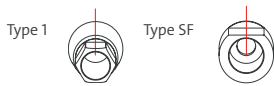
NEW



Implant connection	D 3.5-5.0
retention screw	GM 61 SB
Article No.	GM 1400-SB
Please note:	The Scanbody is sterilisable and for intra-oral scanning.

Titanium base ASC Flex

- angled screw channel
- Titanium
- incl. abutment screw
- Type SF = Screw channel angled over the flat of the scanbody Type
- Recommended torque: 20 Ncm



NEW


NEW



Implant connection	D 3.5-5.0	D 3.5-5.0
Chimney height	3.5-6.5	3.5-6.5
Gingiva height	1.0 mm	2.5 mm
Placement instrument	Ball Torx	Ball Torx
Abutment screw	GM 62	GM 62
Article No. Type 1	GM 1600-1-SF	GM 1700-1-SF
Please note:	To screw in the titanium base ASC Flex you need the Placement instrument Ball-Torx M 03-8, M 10-8 or 6-13-06. To select the desired direction of the angled screw channel, please consider the Instruction for use.	

Modelling cap set

- burn-out plastic
- Scope of Delivery: four chimney heights



Modelling cap set straight	6-09-01	6-09-01
Modelling cap set angled	6-09-02	6-09-02

AB	IPS
AT	K
B	L
BS	LX
C	MG
CX	N
D	NE
DT	OT
E	R
EV	S
F	T
GM	Y
H	Nov/Opt
I	Tools

Titanium base ASC Flex rotating

NEW

- angled screw channel
- Titanium
- incl. abutment screw
- Recommended torque: 20 Ncm




Implant connection	D 3.5-5.0
Chimney height	3.5-6.5
Gingiva height	1.0 mm
Placement instrument	Ball Torx
Abutment screw	GM 62
Article No.	GM 1800

Please note: To screw in the titanium base ASC Flex you need the Placement instrument Ball-Torx M 03-8, M 10-8 or 6-13-06.

Modelling cap set

- burn-out plastic
- Scope of Delivery: four chimney heights



Modelling cap set straight	6-09-01
Modelling cap set angled	6-09-02

Titanium base 2nd Generation

- Titanium
- incl. abutment screw
- Recommended torque: 20 Ncm



Implant connection	D 3.5-5.0	D 3.5-5.0	D 3.5-5.0	D 3.5-5.0
Chimney height	3.5 mm	3.5 mm	5.5 mm	5.5 mm
Gingiva height	1.0 mm	2.5 mm	1.0 mm	2.5 mm
Placement instrument	Neodent	Neodent	Neodent	Neodent
Abutment screw	GM 61	GM 61	GM 61	GM 61
Laboratory screw	GM 61 L	GM 61 L	GM 61 L	GM 61 L
Article No.	GM 1000	GM 1200	GM 1100	GM 1300

Titanium base Bridges/ bars 2nd Generation

- rotating
- Titanium
- incl. abutment screw
- Recommended torque: 20 Ncm



Implant connection	D 3.5-5.0	D 3.5-5.0
Chimney height	3.5 mm	3.5 mm
Gingiva height	1.0 mm	2.5 mm
Placement instrument	Neodent	Neodent
Abutment screw	GM 61	GM 61
Laboratory screw	GM 61 L	GM 61 L
Article No.	GM 1500	GM 1600



PreFace abutment Titanium

- incl. abutment screw
- Recommended torque: 20 Ncm

NEW



Implant connection	D 3.5-5.0
Diameter	11.5 mm
Placement instrument	Neodent
Abutment screw	GM 61
Laboratory screw	GM 61 L
Article No.	GM 9000-R

PreFace abutment CrCo alloy / CTE 14.1

- incl. abutment screw
- Recommended torque: 20 Ncm

NEW



Implant connection	D 3.5-5.0
Diameter	11.5 mm
Placement instrument	Neodent
Abutment screw	GM 61
Laboratory screw	GM 61 L
Article No.	GM 9800-R

TI-Forms-Abutment for M-Series

- Titanium
- incl. abutment screw
- Recommended torque: 20 Ncm

NEW



Implant connection	D 3.5-5.0
Diameter	11.5 mm
Placement instrument	Neodent
Abutment screw	GM 61
Laboratory screw	GM 61 L
Article No.	GM 9000-ST

Please note: This is used with Straumann/M-series.

AB	IPS
AT	K
B	L
BS	LX
C	MG
CX	N
D	NE
DT	OT
E	R
EV	S
F	T
GM	Y
H	Nov/Opt
I	Tools

H-Series



The H-Series abutments are compatible with

Zimmer Biomet Biomet 3i Certain^{®*}

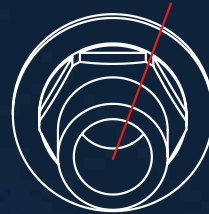
DETAILED VIEW

Exact view of the direction of the angulation (indexing) of all angled abutments.



Type 1

angled over flat



Type 2

angled over corner

*is a registered trademark of an independent third party



AB	IPS
AT	K
B	L
BS	LX
C	MG
CX	N
D	NE
DT	OT
E	R
EV	S
F	T
GM	Y
H	Nov/Opt
I	Tools

Implant pick-up Closed tray

- incl. abutment screw
- incl. Positioning cap
- Titanium



	■	■	■
Implant connection	D 3.4	D 4.1	D 5.0
Article No.	H 30	H 31	H 32

Laboratory implant

- Titanium



	■	■	■	■
Implant connection	D 3.4	D 3.4	D 4.1	D 4.1
Type		CADCAM		CADCAM
Placement instrument		H 80 T		H 81 T
Article No.	H 50	H 80	H 51	H 81

Laboratory implant

- Titanium



	■	■
Implant connection	D 5.0	D 5.0
Type		CADCAM
Placement instrument		H 82 T
Article No.	H 52	H 82

Placement instrument laboratory implant CAD/CAM

- Stainless steel



	■	■	■
Implant connection	D 3.4	D 4.1	D 5.0
Article No.	H 80 T	H 81 T	H 82 T

Abutment screw

- Titanium



Placement instrument	Hex 1.2	Hex 1.2	Ball Torx
Article No.	H 60	H 62	H 63

Please note: The correct choice of the abutment screw is stated with the respective abutment in the catalogue.



Laboratory screw

- red coated



Article No.

H 60 L

Please note:

The correct choice of the laboratory screw is stated with the respective abutment in the catalogue.

Temporary abutment

- Titanium
- incl. abutment screw
- Recommended torque: 20 Ncm



Implant connection

D 3.4

D 4.1

Placement instrument

Hex 1.2

Hex 1.2

Abutment screw

H 60

H 60

Laboratory screw

H 60 L

H 60 L

Article No.

H 3500

H 3510

Temporary abutment rotating

- Titanium
- incl. abutment screw
- Recommended torque: 20 Ncm



Implant connection

D 3.4

D 4.1

D 5.0

Placement instrument

Hex 1.2

Hex 1.2

Hex 1.2

Abutment screw

H 60

H 60

H 60

Laboratory screw

H 60 L

H 60 L

H 60 L

Article No.

H 3700

H 3710

H 3720

Standard abutment straight

- Titanium
- incl. abutment screw
- Recommended torque: 20 Ncm



Implant connection

D 3.4

D 3.4

D 4.1

D 4.1

Gingiva height

1.5 mm

3.0 mm

1.5 mm

3.0 mm

Diameter

4.2 mm

4.5 mm

4.7 mm

5.2 mm

Placement instrument

Hex 1.2

Hex 1.2

Hex 1.2

Hex 1.2

Abutment screw

H 60

H 60

H 60

H 60

Laboratory screw

H 60 L

H 60 L

H 60 L

H 60 L

Article No.

H 100

H 100-3

H 110

H 110-3

AB	IPS
AT	K
B	L
BS	LX
C	MG
CX	N
D	NE
DT	OT
E	R
EV	S
F	T
GM	Y
H	Nov/Opt
I	Tools

Standard abutment straight

- Titanium
- incl. abutment screw
- Recommended torque: 20 Ncm



Implant connection	D 5.0	D 5.0
Gingiva height	1.5 mm	3.0 mm
Diameter	5.9 mm	6.2 mm
Placement instrument	Hex 1.2	Hex 1.2
Abutment screw	H 60	H 60
Laboratory screw	H 60 L	H 60 L
Article No.	H 120	H 120-3

Standard abutment angled 18°

- Titanium
- incl. abutment screw
- Type 1 = angled over flat
- Type 2 = angled over corner
- Recommended torque: 20 Ncm



Implant connection	D 3.4	D 3.4	D 4.1	D 4.1
Gingiva height	1.5 mm	3.0 mm	1.5 mm	3.0 mm
Diameter	4.2 mm	4.5 mm	4.7 mm	5.2 mm
Placement instrument	Hex 1.2	Hex 1.2	Hex 1.2	Hex 1.2
Abutment screw	H 60	H 60	H 60	H 60
Laboratory screw	H 60 L	H 60 L	H 60 L	H 60 L
Article No. Type 1	H 200-1	H 200-1-3	H 210-1	H 210-1-3
Article No. Type 2	H 200-2	H 200-2-3	H 210-2	H 210-2-3

Standard abutment angled 18°

- Titanium
- incl. abutment screw
- Type 1 = angled over flat
- Type 2 = angled over corner
- Recommended torque: 20 Ncm



Implant connection	D 5.0	D 5.0
Gingiva height	1.5 mm	3.0 mm
Diameter	5.7 mm	6.2 mm
Placement instrument	Hex 1.2	Hex 1.2
Abutment screw	H 60	H 60
Laboratory screw	H 60 L	H 60 L
Article No. Type 1	H 220-1	H 220-1-3
Article No. Type 2	H 220-2	H 220-2-3



Castable gold abutment

- Au 60%; Pd 20%; Pt 19%; Ir 1%
- Cast-on
- incl. abutment screw
- Recommended torque: 20 Ncm



	■	■	■
Implant connection	D 3.4	D 4.1	D 5.0
Gold weight (g)	0,43	0,63	0,88
Placement instrument	Hex 1.2	Hex 1.2	Hex 1.2
Abutment screw	H 60	H 60	H 60
Laboratory screw	H 60 L	H 60 L	H 60 L
Article No.	H 300	H 310	H 320

Castable gold abutment rotating

- Au 60%; Pd 20%; Pt 19%; Ir 1%
- Cast-on
- incl. abutment screw
- Recommended torque: 20 Ncm



	■	■	■
Implant connection	D 3.4	D 4.1	D 5.0
Gold weight (g)	0,35	0,54	0,79
Placement instrument	Hex 1.2	Hex 1.2	Hex 1.2
Abutment screw	H 60	H 60	H 60
Laboratory screw	H 60 L	H 60 L	H 60 L
Article No.	H 300 R	H 310 R	H 320 R

Castable CoCr abutment

- CrCo alloy / CTE 14.1
- Cast-on
- incl. abutment screw
- Recommended torque: 20 Ncm



	■	■	■
Implant connection	D 3.4	D 4.1	D 5.0
Placement instrument	Hex 1.2	Hex 1.2	Hex 1.2
Abutment screw	H 60	H 60	H 60
Laboratory screw	H 60 L	H 60 L	H 60 L
Article No.	H 700	H 710	H 720

Please note: The Castable CoCr abutment may be cast on with NPM alloys where as the liquidus temperature does not exceed 1420°C.

Castable CoCr abutment rotating

- CrCo alloy / CTE 14.1
- Cast-on
- incl. abutment screw
- Recommended torque: 20 Ncm



	■	■	■
Implant connection	D 3.4	D 4.1	D 5.0
Placement instrument	Hex 1.2	Hex 1.2	Hex 1.2
Abutment screw	H 60	H 60	H 60
Laboratory screw	H 60 L	H 60 L	H 60 L
Article No.	H 700 R	H 710 R	H 720 R

Please note: The Castable CoCr abutment may be cast on with NPM alloys where as the liquidus temperature does not exceed 1420°C.

AB	IPS
AT	K
B	L
BS	LX
C	MG
CX	N
D	NE
DT	OT
E	R
EV	S
F	T
GM	Y
H	Nov/Opt
I	Tools

Solid abutment straight

- Titanium
- incl. abutment screw
- Recommended torque: 20 Ncm



■ ■ ■

Implant connection	D 3.4	D 4.1	D 5.0
Gingiva height	3.5 mm	3.5 mm	3.5 mm
Diameter	4.7 mm	5.4 mm	6.5 mm
Placement instrument	Hex 1.2	Hex 1.2	Hex 1.2
Abutment screw	H 60	H 60	H 60
Laboratory screw	H 60 L	H 60 L	H 60 L
Article No.	H 400	H 410	H 420

Please note: The Solid abutment will be delivered additional with Laboratory screw.

Solid abutment angled 18°

- Titanium
- incl. abutment screw
- Type 1 = angled over flat
- Type 2 = angled over corner
- Recommended torque: 20 Ncm



■ ■ ■

Implant connection	D 3.4	D 4.1	D 5.0
Gingiva height	3.5 mm	3.5 mm	3.5 mm
Diameter	4.7 mm	5.4 mm	6.5 mm
Placement instrument	Hex 1.2	Hex 1.2	Hex 1.2
Abutment screw	H 60	H 60	H 60
Laboratory screw	H 60 L	H 60 L	H 60 L
Article No. Type 1	H 500-1	H 510-1	H 520-1
Article No. Type 2	H 500-2	H 510-2	H 520-2

Please note: The Solid abutment will be delivered additional with Laboratory screw.

Scanbody

- Titanium
- specially coated
- incl. retention screw



■ ■

Implant connection	D 3.4	D 4.1/5.0
retention screw	H 60 SB	H 60 SB
Article No.	H 1400	H 1410

Please note: The Scanbody is sterilisable and for intra-oral scanning.

Titanium base ASC Flex

- angled screw channel
- Titanium
- incl. abutment screw
- Type SF = Screw channel angled over the flat of the scanbody Type
- Recommended torque: 20 Ncm



Implant connection	D 3.4	D 4.1	D 5.0
Chimney height	3.5-6.5	3.5-6.5	3.5-6.5
Gingiva height	0.35 mm	0.35 mm	0.35 mm
Placement instrument	Ball Torx	Ball Torx	Ball Torx
Abutment screw	H 63	H 63	H 63
Article No. Type 1	H 1600-1-SF	H 1610-1-SF	H 1620-1-SF

Please note: To screw in the titanium base ASC Flex you need the Placement instrument Ball-Torx M 03-8, M 10-8 or 6-13-06. To select the desired direction of the angled screw channel, please consider the Instruction for use.

Modelling cap set

- burn-out plastic
- Scope of Delivery: four chimney heights



Modelling cap set straight	6-09-01	6-09-11	6-09-19
Modelling cap set angled	6-09-02	6-09-12	6-09-20

Titanium base ASC Flex rotating

- angled screw channel
- Titanium
- incl. abutment screw
- Recommended torque: 20 Ncm



Implant connection	D 3.4	D 4.1	D 5.0
Chimney height	3.5-6.5	3.5-6.5	3.5-6.5
Gingiva height	0.35 mm	0.35 mm	0.35 mm
Placement instrument	Ball Torx	Ball Torx	Ball Torx
Abutment screw	H 63	H 63	H 63
Article No.	H 1800	H 1810	H 1820

Please note: To screw in the titanium base ASC Flex you need the Placement instrument Ball-Torx M 03-8, M 10-8 or 6-13-06.

Modelling cap set

- burn-out plastic
- Scope of Delivery: four chimney heights



Modelling cap set straight	6-09-01	6-09-11	6-09-19
Modelling cap set angled	6-09-02	6-09-12	6-09-20

AB	IPS
AT	K
B	L
BS	LX
C	MG
CX	N
D	NE
DT	OT
E	R
EV	S
F	T
GM	Y
H	Nov/Opt
I	Tools

**Titanium base
2nd Generation**

- Titanium
- incl. abutment screw
- Recommended torque: 20 Ncm



	■	■	■	■
Implant connection	D 3.4	D 3.4	D 4.1	D 4.1
Chimney height	3.5 mm	5.5 mm	3.5 mm	5.5 mm
Gingiva height	0.3 mm	0.3 mm	0.3 mm	0.3 mm
Placement instrument	Hex 1.2	Hex 1.2	Hex 1.2	Hex 1.2
Abutment screw	H 60	H 60	H 60	H 60
Laboratory screw	H 60 L	H 60 L	H 60 L	H 60 L
Article No.	H 1000	H 1100	H 1010	H 1110

**Titanium base
2nd Generation**

- Titanium
- incl. abutment screw
- Recommended torque: 20 Ncm



	■	■
Implant connection	D 5.0	D 5.0
Chimney height	3.5 mm	5.5 mm
Gingiva height	0.3 mm	0.3 mm
Placement instrument	Hex 1.2	Hex 1.2
Abutment screw	H 60	H 60
Laboratory screw	H 60 L	H 60 L
Article No.	H 1020	H 1120

**Titanium base Bridges/
bars 2nd Generation**

- rotating
- Titanium
- incl. abutment screw
- Recommended torque: 20 Ncm



	■	■	■
Implant connection	D 3.4	D 4.1	D 5.0
Chimney height	3.5 mm	3.5 mm	3.5 mm
Gingiva height	0.3 mm	0.3 mm	0.3 mm
Placement instrument	Hex 1.2	Hex 1.2	Hex 1.2
Abutment screw	H 60	H 60	H 60
Laboratory screw	H 60 L	H 60 L	H 60 L
Article No.	H 1500	H 1510	H 1520



PreFace abutment Titanium

- incl. abutment screw
- Recommended torque: 20 Ncm



Implant connection	D 3.4	D 4.1	D 4.1	D 5.0
Diameter	11.5 mm	11.5 mm	16.0 mm	16.0 mm
Placement instrument	Hex 1.2	Hex 1.2	Hex 1.2	Hex 1.2
Abutment screw	H 60	H 60	H 60	H 60
Laboratory screw	H 60 L	H 60 L	H 60 L	H 60 L
Article No.	H 9000-R	H 9010-R	H 9010-16R	H 9020-16R

PreFace abutment CrCo alloy / CTE 14.1

- incl. abutment screw
- Recommended torque: 20 Ncm



Implant connection	D 3.4	D 4.1	D 5.0
Diameter	11.5 mm	16.0 mm	16.0 mm
Placement instrument	Hex 1.2	Hex 1.2	Hex 1.2
Abutment screw	H 60	H 60	H 60
Laboratory screw	H 60 L	H 60 L	H 60 L
Article No.	H 9800-R	H 9810-16R	H 9820-16R

TI-Forms-Abutment for M-Series

- Titanium
- incl. abutment screw
- Recommended torque: 20 Ncm



Implant connection	D 3.4	D 4.1	D 5.0
Diameter	11.5 mm	11.5 mm	11.5 mm
Placement instrument	Hex 1.2	Hex 1.2	Hex 1.2
Abutment screw	H 60	H 60	H 60
Laboratory screw	H 60 L	H 60 L	H 60 L
Article No.	H 9000-ST	H 9010-ST	H 9020-ST

Please note: This is used with Straumann/M-series.

AB	IPS
AT	K
B	L
BS	LX
C	MG
CX	N
D	NE
DT	OT
E	R
EV	S
F	T
GM	Y
H	Nov/Opt
I	Tools

MedentiBASE abutment straight

- Titanium
- Recommended torque: 20 Ncm



	■	■	■	■	■
Implant connection	D 3.4	D 3.4	D 3.4	D 3.4	D 3.4
Gingiva height	0.5 mm	1.5 mm	2.5 mm	3.5 mm	4.5 mm
Placement instrument	M 11-6	M 11-6	M 11-6	M 11-6	M 11-6
Article No.	H 4000	H 4100	H 4200	H 4300	H 4400

MedentiBASE abutment straight


- Titanium
- Recommended torque: 20 Ncm



	■	■	■	■	■
Implant connection	D 4.1	D 4.1	D 4.1	D 4.1	D 4.1
Gingiva height	0.5 mm	1.5 mm	2.5 mm	3.5 mm	4.5 mm
Placement instrument	M 11-6	M 11-6	M 11-6	M 11-6	M 11-6
Article No.	H 4010	H 4110	H 4210	H 4310	H 4410

MedentiBASE bridge screw

- Titanium
- Recommended torque: 15 Ncm



Placement instrument	Ball Torx	Hex 1.2
Article No.	6-28-01	H 7600

MedentiBASE prosthetic components

- incl. bridge screw
- Recommended torque: 15 Ncm
- titanium base / titanium cap: incl. bridge screw
- Material: Titanium
- Material scanbody: Titanium



Description	titanium base ASC	titanium cap Flex	titanium base
Placement instrument	Ball Torx	Hex 1.2	Hex 1.2
Abutment screw	6-28-01	H 7600	H 7600
Article No.	6-28-02	H 4730	H 4840







MedentiBASE prosthetic components

- incl. bridge screw
- Material plastic coping: Tecanat (PC)
- Material HSL coping:
Au 60%; Pd 20%; Pt 19%; Ir 1%

Description		
Article No.	H 4710	H 4720

MedentiBASE Prosthetic components for passive fit

- incl. bridge screw
- Recommended torque: 15 Ncm
- adhesive cap Material: Titanium
- adhesive casing incl. Modelling screw

Description				
Version	Short	Short	Long	Long
Placement instrument	Hex 1.2		Hex 1.2	
Abutment screw	H 7600		H 7600	
Article No.	H 4800	H 4810	H 4820	H 4830

MedentiBASE scanbody






- Titanium specially coated
- incl. bridge screw

Article No.		H 4900
-------------	---	--------

Please note: The Scanbody is sterilisable and for intra-oral scanning.




MedentiBASE accessories

- Material cover cap: Titanium
- Material implant pick-up: Titanium
- Material laboratory implant: Titanium
- Material laboratory implant CAD/CAM: Stainless steel
- Material placement instrument: Stainless steel

Description					
Placement instrument				M 11-6	
Article No.	H 4610	H 4620	4630	80	M 11-6

Multi-unit abutment straight

- Titanium
- Sterile packaged
- Recommended torque: 20 Ncm

Implant connection			
Gingiva height	1.0 mm	3.0 mm	5.0 mm
Placement instrument	M 11-11	M 11-11	M 11-11
Article No.	H 8000	H 8001	H 8002




Please note: To screw in the Multi-unit abutment straight you need the Placement instrument M 11-11.

AB	IPS
AT	K
B	L
BS	LX
C	MG
CX	N
D	NE
DT	OT
E	R
EV	S
F	T
GM	Y
H	Nov/Opt
I	Tools

Multi-unit abutment angled 17°

- Titanium
- Sterile packaged
- incl. abutment screw
- Recommended torque: 20 Ncm






			
Implant connection	D 3.4	D 3.4	D 3.4
Gingiva height (mm)	0.6/2.0	1.6/3.0	3.6/5.0
Placement instrument	Hex 1.2	Hex 1.2	Hex 1.2
Abutment screw	H 62	H 62	H 62
Article No.	H 8100	H 8101	H 8102

Multi-unit abutment angled 30°

- Titanium
- Sterile packaged
- incl. abutment screw
- Recommended torque: 20 Ncm






			
Implant connection	D 3.4	D 3.4	D 3.4
Gingiva height (mm)	0.6/3.0	1.6/4.0	2.4/5.0
Placement instrument	Hex 1.2	Hex 1.2	Hex 1.2
Abutment screw	H 62	H 62	H 62
Article No.	H 8300	H 8301	H 8302

Multi-unit abutment straight

- Titanium
- Sterile packaged
- Recommended torque: 20 Ncm






			
Implant connection	D 4.1	D 4.1	D 4.1
Gingiva height	1.0 mm	3.0 mm	5.0 mm
Placement instrument	M 11-11	M 11-11	M 11-11
Article No.	H 8010	H 8011	H 8012

Please note: To screw in the Multi-unit abutment straight you need the Placement instrument M 11-11.

Multi-unit abutment angled 17°

- Titanium
- Sterile packaged
- incl. abutment screw
- Recommended torque: 20 Ncm



			
Implant connection	D 4.1	D 4.1	D 4.1
Gingiva height (mm)	0.6/2.0	1.6/3.0	3.6/5.0
Placement instrument	Hex 1.2	Hex 1.2	Hex 1.2
Abutment screw	H 62	H 62	H 62
Article No.	H 8110	H 8111	H 8112



Multi-unit abutment angled 30°

- Titanium
- Sterile packaged
- incl. abutment screw
- Recommended torque: 20 Ncm



Implant connection	D 4.1	D 4.1	D 4.1
Gingiva height (mm)	0.6/3.0	1.6/4.0	2,4/5,0
Placement instrument	Hex 1.2	Hex 1.2	Hex 1.2
Abutment screw	H 62	H 62	H 62
Article No.	H 8310	H 8311	H 8312

Multi-unit bridge screw

- Material: Titanium
- Recommended torque: 15 Ncm



Placement instrument	Ball Torx	Hex 1.2
Article No.	6-31-01	H 8501

Multi-unit prosthetic components

- Recommended torque: 15 Ncm
- titanium base / titanium cap: incl. bridge screw
- Material: Titanium
- modelling sleeve: without Bridge screw
- Material: Tecanat (PC)



Description	titanium base ASC	titanium base	titanium cap Flex	modelling sleeve
Placement instrument	Ball Torx	Hex 1.2	Hex 1.2	
Screw	6-31-01	H 8501	H 8501	
Article No.	6-31-02	H 8508	H 8519	8510

Please note: The Multi-unit modelling sleeve can be used with the Multi-unit titanium base and Multi-unit titanium cap.

Multi-unit prosthetic components

- incl. bridge screw
- Recommended torque: 15 Ncm
- Material gold cap, castable: Au 60%; Pd 20%; Pt 19%; Ir 1%
- Material CoCr cap: CrCo alloy / CTE 14.1



Description	gold cap, castable	CoCr cap
Placement instrument	Hex 1.2	Hex 1.2
Screw	H 8501	H 8501
Article No.	H 8506	H 8507

Multi-unit screw patrix

- Material MedentiLOC: Titanium TiN coated
- Material Novaloc: Titanium ADLC coated
- Recommended torque: 15 Ncm



Description	MedentiLOC	Novaloc
Placement instrument	Hex 1.2	Hex 1.2
Article No.	H 8517	H 8518

AB	IPS
AT	K
B	L
BS	LX
C	MG
CX	N
D	NE
DT	OT
E	R
EV	S
F	T
GM	Y
H	Nov/Opt
I	Tools

Multi-unit scanbody

- Titanium specially coated
- incl. bridge screw



Version	straight	angled
Placement instrument	Hex 1.2	Hex 1.2
Screw	H 8501	H 8501
Article No.	H 8500	H 8513
Please note: The Scanbody is sterilisable and for intra-oral scanning.		

Multi-unit Laboratory implant

- Titanium



Version	straight	angled	angled
Type		17°	30°
Article No.	8504	8514-17	8514-30

Multi-unit Laboratory implant CAD/CAM

- Titanium



Version	straight	angled	angled
Type		17°	30°
Placement instrument	M 11-11	8515 T	8515 T
Article No.	8509	8515-17	8515-30

Multi-unit accessories

- Material cover cap: Titanium
- Material implant pick-up: Titanium
- Material placement instrument: Stainless steel
- Placement instrument laboratory implant: Stainless steel



Description	cover cap	implant pick-up	Placement instrument	Placement instrument laboratory implant
Article No.	H 8502	H 8503	M 11-11	8515 T



MedentiLOC abutment straight

- Titanium
- TiN coated
- Recommended torque: 20 Ncm



Implant connection	D 3.4	D 3.4	D 3.4	D 3.4	D 3.4
Gingiva height	1.5 mm	2.5 mm	3.5 mm	4.5 mm	5.5 mm
Placement instrument	Hex 1,26	Hex 1,26	Hex 1,26	Hex 1,26	Hex 1,26
Article No.	H 2000	H 2100	H 2200	H 2300	H 2400

Please note: To screw in the straight MedentiLOC abutments you need the Placement instrument hex 1,26 mm M 03-1 or M 10-1 / M 09-1 or M 11-1.

MedentiLOC abutment straight

- Titanium
- TiN coated
- Recommended torque: 20 Ncm



Implant connection	D 4.1	D 4.1	D 4.1	D 4.1	D 4.1
Gingiva height	1.5 mm	2.5 mm	3.5 mm	4.5 mm	5.5 mm
Placement instrument	Hex 1,26	Hex 1,26	Hex 1,26	Hex 1,26	Hex 1,26
Article No.	H 2010	H 2110	H 2210	H 2310	H 2410

Please note: To screw in the straight MedentiLOC abutments you need the Placement instrument hex 1,26 mm M 03-1 or M 10-1 / M 09-1 or M 11-1.

Novaloc Processing package

- Matrix housing, titanium/PEEK
- Retention insert white
Retention force: light
- Retention insert yellow
Retention force: medium
- Retention insert green
Retention force: strong
- Mounting collar, silicone
- 2 pcs per package
- incl. mounting insert



Material matrix housing	Titanium	PEEK
Article No.	2010.601-NOV	2010.611-NOV

Please note: The entire product overview is available in section Novaloc.

MedentiLOC Laboratory implant

- Stainless steel



Version	straight
Article No.	56

AB	IPS
AT	K
B	L
BS	LX
C	MG
CX	N
D	NE
DT	OT
E	R
EV	S
F	T
GM	Y
H	Nov/Opt
I	Tools

Novaloc abutment straight

- Titanium
- ADLC coated
- Recommended torque: 20 Ncm



Implant connection	D 3.4	D 3.4	D 3.4	D 3.4	D 3.4
Gingiva height	1.0 mm	2.0 mm	3.0 mm	4.0 mm	5.0 mm
Placement instrument	Hex 1.2	Hex 1.2	Hex 1.2	Hex 1.2	Hex 1.2
Article No.	H 6000	H 6100	H 6200	H 6300	H 6400

Novaloc abutment straight


- Titanium
- ADLC coated
- Recommended torque: 20 Ncm



Implant connection	D 4.1	D 4.1	D 4.1	D 4.1	D 4.1
Gingiva height	0.5 mm	1.5 mm	2.5 mm	3.5 mm	4.5 mm
Placement instrument	Hex 1.2	Hex 1.2	Hex 1.2	Hex 1.2	Hex 1.2
Article No.	H 6010	H 6110	H 6210	H 6310	H 6410

Novaloc Processing package

- Matrix housing, titanium/PEEK
- Retention insert white
Retention force: light
- Retention insert yellow
Retention force: medium
- Retention insert green
Retention force: strong
- Mounting collar, silicone
- 2 pcs per package
- incl. mounting insert



Material matrix housing	Titanium	PEEK
Article No.	2010.601-NOV	2010.611-NOV

Please note: The entire product overview is available in section Novaloc.

Novaloc Laboratory implant

- Stainless steel



Version	straight
Article No.	58

Optiloc abutment straight

- Titanium
- ADLC coated
- Recommended torque: 20 Ncm



Implant connection	D 3.4	D 3.4	D 3.4	D 3.4	D 3.4
Gingiva height	1.0 mm	2.0 mm	3.0 mm	4.0 mm	5.0 mm
Placement instrument	M 59 / M 79	M 59 / M 79	M 59 / M 79	M 59 / M 79	M 59 / M 79
Article No.	H 5000	H 5100	H 5200	H 5300	H 5400

Optiloc abutment straight

- Titanium
- ADLC coated
- Recommended torque: 20 Ncm



Implant connection	D 4.1	D 4.1	D 4.1	D 4.1	D 4.1
Gingiva height	1.0 mm	2.0 mm	3.0 mm	4.0 mm	5.0 mm
Placement instrument	M 59 / M 79	M 59 / M 79	M 59 / M 79	M 59 / M 79	M 59 / M 79
Article No.	H 5010	H 5110	H 5210	H 5310	H 5410

Optiloc Processing package

- Matrix housing, titanium
- Retention insert white
Retention force: light
- Retention insert yellow
Retention force: medium
- Retention insert green
Retention force: strong
- Mounting collar, silicone
- 2 pcs per package



Material matrix housing	Titanium
Article No.	5202.0001-OPT
Please note:	The entire product overview is available in section Optiloc.

Placement instrument Optiloc abutment

- Stainless steel



Version	Manual and ratchet	Contra-angle
Article No.	M 59	M 79

Optiloc Model Analog

- Material: Al



Version	Model Analog
Article No.	2102.0024-OPT

AB	IPS
AT	K
B	L
BS	LX
C	MG
CX	N
D	NE
DT	OT
E	R
EV	S
F	T
GM	Y
H	Nov/Opt
I	Tools

Planning abutment straight

• metal red coated



■ ■ ■

Implant connection	D 3.4	D 4.1	D 5.0
Gingiva height (mm)	1.5/3.0	1.5/3.0	1.5/3.0
Diameter	4.5 mm	5.2 mm	6.2 mm
Article No.	HP 100-3	HP 110-3	HP 120-3

Planning abutment angled 18°

- metal red coated
- Type 1 = angled over flat
- Type 2 = angled over corner



■ ■ ■

Implant connection	D 3.4	D 4.1	D 5.0
Gingiva height (mm)	1.5/3.0	1.5/3.0	1.5/3.0
Diameter	4.5 mm	5.2 mm	6.2 mm
Article No. Type 1	HP 200-1-3	HP 210-1-3	HP 220-1-3
Article No. Type 2	HP 200-2-3	HP 210-2-3	HP 220-2-3

Planning abutment set

• 9 piece



Article No.	HPS
Content:	HP 100-3, HP 110-3, HP 120-3, HP 200-1-3, HP 200-2-3, HP 210-1-3, HP 210-2-3, HP 220-1-3, HP 220-2-3



I	H	GM	F	EV	E	DT	D	CX	C	BS	B	AT	AB
Tools	Nov/Opt	Y	T	S	R	OT	NE	N	MG	LX	L	K	IPS

*is a registered trademark of an independent third party

I-Series

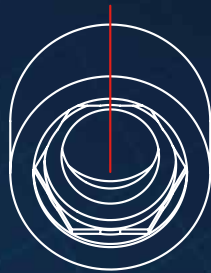


The I-Series abutments are compatible with

Zimmer Biomet Biomet 3i External Hex


DETAILED VIEW

Exact view of the direction of the angulation (indexing) of all angled abutments.



Type 1

angled over flat



Type 2

angled over corner



AB	AT	B	BS	C	CX	D	DT	E	EV	F	GM	H	I
IPS	K	L	LX	MG	N	NE	OT	R	S	T	Y	Nov/Opt	Tools

Laboratory implant

• Titanium



	■	■	■	■
Implant connection	D 3.4	D 3.4	D 4.1	D 4.1
Type		CADCAM		CADCAM
Placement instrument		I 80 T		I 80 T
Article No.	I 50	I 80	I 51	I 81

Laboratory implant

• Titanium



	■	■
Implant connection		D 5.0
Type		CADCAM
Placement instrument		I 80 T
Article No.		I 52
		I 82

Placement instrument laboratory implant CADCAM

• Stainless steel



	■ ■ ■
Implant connection	D 3.4-5.0
Article No.	I 80 T

Abutment screw

• Titanium



Placement instrument	Hex 1.26	Ball Torx
Article No.	I 61	I 62

Please note: The correct choice of the abutment screw is stated with the respective abutment in the catalogue.



Laboratory screw

- red coated



Article No.

I 61 L

Please note:

The correct choice of the laboratory screw is stated with the respective abutment in the catalogue.

Temporary abutment

- Titanium
- incl. abutment screw
- Recommended torque: 35 Ncm



Implant connection

D 3.4

D 4.1

Placement instrument

Hex 1.26

Hex 1.26

Abutment screw

I 61

I 61

Laboratory screw

I 61 L

I 61 L

Article No.

I 3500

I 3510

Standard abutment straight

- Titanium
- incl. abutment screw
- Recommended torque: 35 Ncm



Implant connection

D 3.4

D 4.1

D 5.0

Gingiva height

2.5 mm

2.5 mm

2.5 mm

Diameter

4.4 mm

4.8 mm

6.5 mm

Placement instrument

Hex 1.26

Hex 1.26

Hex 1.26

Abutment screw

I 61

I 61

I 61

Laboratory screw

I 61 L

I 61 L

I 61 L

Article No.

I 100

I 110

I 120

Standard abutment angled 16°

- Titanium
- incl. abutment screw
- Type 1 = angled over flat
- Type 2 = angled over corner
- Recommended torque: 35 Ncm

Type 1



Type 2



Implant connection

D 3.4

D 4.1

D 5.0

Gingiva height

2.5 mm

2.5 mm

2.5 mm

Diameter

4.4 mm

4.8 mm

6.5 mm

Placement instrument

Hex 1.26

Hex 1.26

Hex 1.26

Abutment screw

I 61

I 61

I 61

Laboratory screw

I 61 L

I 61 L

I 61 L

Article No. Type 1

I 200-1

I 210-1

I 220-1

Article No. Type 2

I 200-2

I 210-2

I 220-2

AB	IPS
AT	K
B	L
BS	LX
C	MG
CX	N
D	NE
DT	OT
E	R
EV	S
F	T
GM	Y
H	Nov/Opt
I	Tools

Castable gold abutment

- Au 60%; Pd 20%; Pt 19%; Ir 1%
- Cast-on
- incl. abutment screw
- Recommended torque: 35 Ncm



Implant connection	D 3.4	D 4.1
Gold weight (g)	0,37	0,57
Placement instrument	Hex 1.26	Hex 1.26
Abutment screw	I 61	I 61
Laboratory screw	I 61 L	I 61 L
Article No.	I 300	I 310

Castable gold abutment rotating

- Au 60%; Pd 20%; Pt 19%; Ir 1%
- Cast-on
- incl. abutment screw
- Recommended torque: 35 Ncm



Implant connection	D 4.1
Gold weight (g)	0,57
Placement instrument	Hex 1.26
Abutment screw	I 61
Laboratory screw	I 61 L
Article No.	I 310 R

Castable CoCr abutment

- CrCo alloy / CTE 14.1
- Cast-on
- incl. abutment screw
- Recommended torque: 35 Ncm



Implant connection	D 3.4	D 4.1	D 5.0
Placement instrument	Hex 1.26	Hex 1.26	Hex 1.26
Abutment screw	I 61	I 61	I 61
Laboratory screw	I 61 L	I 61 L	I 61 L
Article No.	I 700	I 710	I 720

Please note: The Castable CoCr abutment may be cast on with NPM alloys where as the liquidus temperature does not exceed 1420°C.

Scanbody

- Titanium
- specially coated
- incl. retention screw



Implant connection	D 3.4	D 4.1/5.0
retention screw	I 61 SB	I 61 SB
Article No.	I 1400	I 1410

Please note: The Scanbody is sterilisable and for intra-oral scanning.

Titanium base ASC Flex

- angled screw channel
- Titanium
- incl. abutment screw
- Type SF = Screw channel angled over the flat of the scanbody Type
- Recommended torque: 35 Ncm



Implant connection	D 3.4	D 4.1	D 5.0
Chimney height	4.5-6.5	4.5-6.5	4.5-6.5
Gingiva height	0.5 mm	0.5 mm	0.5 mm
Placement instrument	Ball Torx	Ball Torx	Ball Torx
Abutment screw	I 63	I 62	I 62
Article No. Type 1	I 1600-1-SF	I 1610-1-SF	I 1620-1-SF

Please note: To screw in the titanium base ASC Flex you need the Placement instrument Ball-Torx M 03-8, M 10-8 or 6-13-06. To select the desired direction of the angled screw channel, please consider the Instruction for use.

Modelling cap set

- burn-out plastic
- Scope of Delivery: four chimney heights



Modelling cap set straight	6-09-01	6-09-27	6-09-33
Modelling cap set angled	6-09-02	6-09-28	6-09-34

Titanium base ASC Flex rotating

- angled screw channel
- Titanium
- incl. abutment screw
- Recommended torque: 35 Ncm



Implant connection	D 3.4	D 4.1	D 5.0
Chimney height	4.5-6.5	4.5-6.5	4.5-6.5
Gingiva height	0.5 mm	0.5 mm	0.5 mm
Placement instrument	Ball Torx	Ball Torx	Ball Torx
Abutment screw	I 63	I 62	I 62
Article No.	I 1800	I 1810	I 1820

Please note: To screw in the titanium base ASC Flex you need the Placement instrument Ball-Torx M 03-8, M 10-8 or 6-13-06.

Modelling cap set

- burn-out plastic
- Scope of Delivery: four chimney heights



Modelling cap set straight	6-09-27	6-09-27	6-09-33
Modelling cap set angled	6-09-28	6-09-28	6-09-34

AB	IPS
AT	K
B	L
BS	LX
C	MG
CX	N
D	NE
DT	OT
E	R
EV	S
F	T
GM	Y
H	Nov/Opt
I	Tools

Titanium base 2nd Generation

- Titanium
- incl. abutment screw
- Recommended torque: 35 Ncm



	■	■	■	■
Implant connection	D 3.4	D 3.4	D 4.1	D 4.1
Chimney height	3.5 mm	5.5 mm	3.5 mm	5.5 mm
Gingiva height	0.6 mm	0.6 mm	0.6 mm	0.6 mm
Placement instrument	Hex 1.26	Hex 1.26	Hex 1.26	Hex 1.26
Abutment screw	I 61	I 61	I 61	I 61
Laboratory screw	I 61 L	I 61 L	I 61 L	I 61 L
Article No.	I 1000	I 1100	I 1010	I 1110

Titanium base 2nd Generation

- Titanium
- incl. abutment screw
- Recommended torque: 35 Ncm



	■	■
Implant connection	D 5.0	D 5.0
Chimney height	3.5 mm	5.5 mm
Gingiva height	0.6 mm	0.6 mm
Placement instrument	Hex 1.26	Hex 1.26
Abutment screw	I 61	I 61
Laboratory screw	I 61 L	I 61 L
Article No.	I 1020	I 1120

Titanium base Bridges/ bars 2nd Generation

- rotating
- Titanium
- incl. abutment screw
- Recommended torque: 35 Ncm



	■	■	■
Implant connection	D 3.4	D 4.1	D 5.0
Chimney height	3.5 mm	3.5 mm	3.5 mm
Gingiva height	0.6 mm	0.6 mm	0.6 mm
Placement instrument	Hex 1.26	Hex 1.26	Hex 1.26
Abutment screw	I 61	I 61	I 61
Laboratory screw	I 61 L	I 61 L	I 61 L
Article No.	I 1500	I 1510	I 1520



PreFace abutment Titanium

- incl. abutment screw
- Recommended torque: 35 Ncm



Implant connection	D 3.4	D 4.1	D 5.0
Diameter	11.5 mm	11.5 mm	16.0 mm
Placement instrument	Hex 1.26	Hex 1.26	Hex 1.26
Abutment screw	I 61	I 61	I 61
Laboratory screw	I 61 L	I 61 L	I 61 L
Article No.	I 9000-R	I 9010-R	I 9020-16R

PreFace abutment CrCo alloy / CTE 14.1

- incl. abutment screw
- Recommended torque: 35 Ncm



Implant connection	D 3.4	D 4.1	D 5.0
Diameter	11.5 mm	11.5 mm	16.0 mm
Placement instrument	Hex 1.26	Hex 1.26	Hex 1.26
Abutment screw	I 61	I 61	I 61
Laboratory screw	I 61 L	I 61 L	I 61 L
Article No.	I 9800-R	I 9810-R	I 9820-16R

TI-Forms-Abutment for M-Series

- Titanium
- incl. abutment screw
- Recommended torque: 35 Ncm



Implant connection	D 3.4	D 4.1	D 5.0
Diameter	11.5 mm	11.5 mm	11.5 mm
Placement instrument	Hex 1.26	Hex 1.26	Hex 1.26
Abutment screw	I 61	I 61	I 61
Laboratory screw	I 61 L	I 61 L	I 61 L
Article No.	I 9000-ST	I 9010-ST	I 9020-ST

Please note: This is used with Straumann/M-series.

AB	IPS
AT	K
B	L
BS	LX
C	MG
CX	N
D	NE
DT	OT
E	R
EV	S
F	T
GM	Y
H	Nov/Opt
I	Tools

MedentiBASE abutment straight

- Titanium
- Recommended torque: 35 Ncm



Implant connection	D 3.4	D 3.4	D 3.4
Gingiva height	2.5 mm	3.5 mm	4.5 mm
Placement instrument	M 11-6	M 11-6	M 11-6
Article No.	I 4000	I 4100	I 4200

MedentiBASE abutment straight

- Titanium
- Recommended torque: 35 Ncm



Implant connection	D 4.1	D 4.1	D 4.1
Gingiva height	2.5 mm	3.5 mm	4.5 mm
Placement instrument	M 11-6	M 11-6	M 11-6
Article No.	I 4010	I 4110	I 4210

MedentiBASE bridge screw

- Titanium
- Recommended torque: 15 Ncm



Placement instrument	Ball Torx	Hex 1.26
Article No.	6-28-01	I 7600

MedentiBASE prosthetic components

- incl. bridge screw
- Recommended torque: 15 Ncm
- titanium base / titanium cap: incl. bridge screw
- Material: Titanium
- Material scanbody: Titanium



Description	titanium base ASC	titanium cap Flex	titanium base
Placement instrument	Ball Torx	Hex 1.26	Hex 1.26
Abutment screw	6-28-01	I 7600	I 7600
Article No.	6-28-02	I 4730	I 4840







MedentiBASE prosthetic components

- incl. bridge screw
- Material plastic coping: Tecanat (PC)
- Material HSL coping:
Au 60%; Pd 20%; Pt 19%; Ir 1%

Description		
Article No.	I 4710	I 4720


MedentiBASE Prosthetic components for passive fit

- incl. bridge screw
- Recommended torque: 15 Ncm
- adhesive cap Material: Titanium
- adhesive casing incl. Modelling screw

Description				
Version	Short	Short	Long	Long
Placement instrument	Hex 1.26		Hex 1.26	
Abutment screw	I 7600		I 7600	
Article No.	I 4800	I 4810	I 4820	I 4830

MedentiBASE scanbody






- Titanium specially coated
- incl. bridge screw

Article No.	
	I 4900

Please note: The Scanbody is sterilisable and for intra-oral scanning.

MedentiBASE accessories

- Material cover cap: Titanium
- Material implant pick-up: Titanium
- Material laboratory implant: Titanium
- Material laboratory implant CAD/CAM: Stainless steel
- Material placement instrument: Stainless steel

Description					
Placement instrument				M 11-6	
Article No.	I 4610	I 4620	4630	80	M 11-6

AB	IPS
AT	K
B	L
BS	LX
C	MG
CX	N
D	NE
DT	OT
E	R
EV	S
F	T
GM	Y
H	Nov/Opt
I	Tools

MedentiLOC abutment straight

- Titanium
- TiN coated
- Recommended torque: 35 Ncm



Implant connection	D 3.4	D 3.4	D 3.4	D 3.4	D 3.4
Gingiva height	1.5 mm	2.5 mm	3.5 mm	4.5 mm	5.5 mm
Placement instrument	Hex 1,26	Hex 1,26	Hex 1,26	Hex 1,26	Hex 1,26
Article No.	I 2000	I 2100	I 2200	I 2300	I 2400

Please note: To screw in the straight MedentiLOC abutments you need the Placement instrument hex 1,26 mm M 03-1 or M 10-1 / M 09-1 or M 11-1.

MedentiLOC abutment straight

- Titanium
- TiN coated
- Recommended torque: 35 Ncm



Implant connection	D 4.1	D 4.1	D 4.1	D 4.1	D 4.1
Gingiva height	1.5 mm	2.5 mm	3.5 mm	4.5 mm	5.5 mm
Placement instrument	Hex 1,26	Hex 1,26	Hex 1,26	Hex 1,26	Hex 1,26
Article No.	I 2010	I 2110	I 2210	I 2310	I 2410

Please note: To screw in the straight MedentiLOC abutments you need the Placement instrument hex 1,26 mm M 03-1 or M 10-1 / M 09-1 or M 11-1.

MedentiLOC abutment straight

- Titanium
- TiN coated
- Recommended torque: 35 Ncm



Implant connection	D 5.0	D 5.0	D 5.0	D 5.0	D 5.0
Gingiva height	1.5 mm	2.5 mm	3.5 mm	4.5 mm	5.5 mm
Placement instrument	Hex 1,26	Hex 1,26	Hex 1,26	Hex 1,26	Hex 1,26
Article No.	I 2020	I 2120	I 2220	I 2320	I 2420

Please note: To screw in the straight MedentiLOC abutments you need the Placement instrument hex 1,26 mm M 03-1 or M 10-1 / M 09-1 or M 11-1.

Novaloc® Processing package

- Matrix housing, titanium/PEEK
- Retention insert white
Retention force: light
- Retention insert yellow
Retention force: medium
- Retention insert green
Retention force: strong
- Mounting collar, silicone
- 2 pcs per package
- incl. mounting insert



Material matrix housing	Titanium	PEEK
Article No.	2010.601-NOV	2010.611-NOV

Please note: The entire product overview is available in section Novaloc.



MedentiLOC Laboratory implant

- Stainless steel



Version	straight
Article No.	56

Planning abutment straight

- metal red coated



Implant connection	D 4.1
Gingiva height	2.5 mm
Diameter	4.8 mm
Article No.	IP 110

Planning abutment angled 16°

- metal red coated
- Type 1 = angled over flat
- Type 2 = angled over corner



Implant connection	D 4.1
Gingiva height	2.5 mm
Diameter	4.8 mm
Article No. Type 1	IP 210-1
Article No. Type 2	IP 210-2

Planning abutment set


- 3 piece



Article No.	IPS
Content:	IP 110, IP 210-1, IP 210-2

AB	IPS
AT	K
B	L
BS	LX
C	MG
CX	N
D	NE
DT	OT
E	R
EV	S
F	T
GM	Y
H	Nov/Opt
I	Tools

IPS-Series



The IPS-Series abutments are compatible with

MEDENTiKA®
MICROCONE
QUATTROCONE
QUATTROCONE30


DETAILED VIEW

Exact view of the direction of the angulation (indexing) of all angled abutments.



Type 1

angled over flat



Type 2

angled over cam



AB	IPS
AT	K
B	L
BS	LX
C	MG
CX	N
D	NE
DT	OT
E	R
EV	S
F	T
GM	Y
H	Nov/Opt
I	Tools

Gingiva former

- D 3.5
- Titanium
- Sterile packaged



Implant connection	NI	NI	NI
Gingiva height	2.0 mm	4.0 mm	6.0 mm
Diameter	D 3.5	D 3.5	D 3.5
Article No.	1-03-01	1-03-02	1-03-03

Gingiva former

- D 3.0
- Titanium
- Sterile packaged



Implant connection	RI
Gingiva height	4.0 mm
Diameter	D 3.0
Article No.	2-03-14

Gingiva former

- D 4.0
- Titanium
- Sterile packaged



Implant connection	RI	RI	RI
Gingiva height	3.0 mm	4.0 mm	6.0 mm
Diameter	D 4.0	D 4.0	D 4.0
Article No.	2-03-18	2-03-19	2-03-20

Gingiva former

- D 4.5
- Titanium
- Sterile packaged



Implant connection	RI	RI	RI	RI	RI
Gingiva height	1.0 mm	2.0 mm	3.0 mm	4.0 mm	6.0 mm
Diameter	D 4.5	D 4.5	D 4.5	D 4.5	D 4.5
Article No.	2-03-02	2-03-03	2-03-15	2-03-04	2-03-05



Gingiva former

- D 5.5
- Titanium
- Sterile packaged



Implant connection	RI	RI	RI	RI	RI
Gingiva height	1.0 mm	2.0 mm	3.0 mm	4.0 mm	6.0 mm
Diameter	D 5.5	D 5.5	D 5.5	D 5.5	D 5.5
Article No.	2-03-06	2-03-07	2-03-16	2-03-08	2-03-09

Gingiva former

- D 6.5
- Titanium
- Sterile packaged



Implant connection	RI	RI	RI	RI	RI
Gingiva height	1.0 mm	2.0 mm	3.0 mm	4.0 mm	6.0 mm
Diameter	D 6.5	D 6.5	D 6.5	D 6.5	D 6.5
Article No.	2-03-10	2-03-11	2-03-17	2-03-12	2-03-13

Gingiva former

- D 4.8
- Titanium
- Sterile packaged



Implant connection	AI	AI	AI
Gingiva height	1.5 mm	3.0 mm	4.5 mm
Diameter	D 4.8	D 4.8	D 4.8
Article No.	4-03-04	4-03-05	4-03-06

Implant pick-up Open tray

- incl. retention screw
- Titanium



Implant connection	NI	RI	RI	AI
Version	long	short	long	short
Article No.	1-04-01	2-04-01	2-04-02	4-04-01

AB	IPS
AT	K
B	L
BS	LX
C	MG
CX	N
D	NE
DT	OT
E	R
EV	S
F	T
GM	Y
H	Nov/Opt
I	Tools

Implant pick-up Closed tray

- incl. abutment screw
- incl. Positioning cap
- Titanium



NI



RI

Implant connection


Article No.

1-04-08

2-04-17

Custom implant pick-up Open tray

- incl. retention screw
- Titanium



RI



RI

Implant connection

Version

Article No.

short

long

2-04-07

2-04-08

Custom implant pick-up Closed tray

- incl. abutment screw
- incl. Positioning cap
- Titanium



RI

Implant connection

Article No.

2-04-18

Emergence profile for implant pick-up customised

- PEEK



	Ø4,5/1-2	Ø4,5/3-6	Ø5,5/1-2	Ø5,5/3-6	Ø6,5/1-2	Ø6,5/3-6
Diameter	4.5 mm	4.5 mm	5.5 mm	5.5 mm	6.5 mm	6.5 mm
Gingiva height	1-2 mm	3-6 mm	1-2 mm	3-6 mm	1-2 mm	3-6 mm
Article No.	2-04-09	2-04-12	2-04-10	2-04-13	2-04-11	2-04-14

Implant pick-up retention screw Open tray

- Titanium



NI



RI



RI

Implant connection

Type

Article No.

long

short

long

1-04-02

2-04-04

2-04-05



**Positioning caps for
 implant pick-up
 Closed tray**

• POM

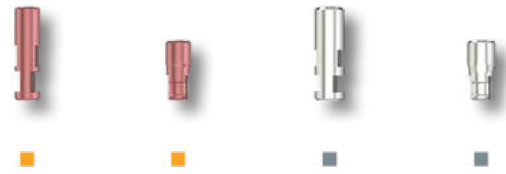


Implant connection
 Article No.

RI
 2-04-19

Laboratory implant

• Titanium

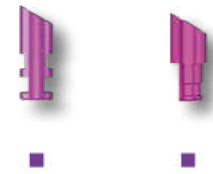


Implant connection
 Type
 Placement
 instrument
 Article No.

NI	NI	RI	RI
	CADCAM		CADCAM
			2-05-03
1-05-01	1-05-02	2-05-01	2-05-02

Laboratory implant

• Titanium



Implant connection
 Type
 Placement
 instrument
 Article No.

AI	AI
	CADCAM
	4-05-03
4-05-01	4-05-02

**Placement instrument
 laboratory implant
 CAD/CAM**

• Stainless steel








Implant connection
 Article No.

NI	RI	AI
1-05-03	2-05-03	4-05-03

AB	IPS
AT	K
B	L
BS	LX
C	MG
CX	N
D	NE
DT	OT
E	R
EV	S
F	T
GM	Y
H	Nov/Opt
I	Tools





Abutment screw

• Titanium

					
Placement instrument	Hex 1.26	Ball Torx	Ball Torx	Hex 1.26	Hex 1.26
Article No.	1-06-01	1-06-04	1-06-05	2-06-02	2-06-03
Please note:	The correct choice of the abutment screw is stated with the respective abutment in the catalogue.				




Abutment screw

• Titanium

				
Placement instrument	Ball Torx	Ball Torx	Ball Torx	Hex 1.26
Article No.	2-06-05	2-06-07	2-06-08	4-06-01
Please note:	The correct choice of the abutment screw is stated with the respective abutment in the catalogue.			

Laboratory screw

• red coated

			
Article No.	1-06-02	2-06-04	4-06-02
Please note:	The correct choice of the laboratory screw is stated with the respective abutment in the catalogue.		

Temporary abutment straight

• Titan / PVDF
• incl. abutment screw
• Recommended torque: 25 Ncm

	
Implant connection	RI
Gingiva height	3.5 mm
Diameter	5.5 mm
Abutment screw	2-06-03
Laboratory screw	2-06-04
Article No.	2-17-08



Temporary abutment angled

- Titan / PVDF
- incl. abutment screw
- Type 1 = angled over flat
- Type 2 = angled over corner
- Recommended torque: 25 Ncm



RI

Implant connection	RI
Gingiva height	3.5 mm
Diameter	5.5 mm
Abutment screw	2-06-03
Laboratory screw	2-06-04
Article No. Type 1	2-17-09
Article No. Type 2	2-17-10

Temporary abutment

- Titanium
- incl. abutment screw
- Recommended torque:
15 Ncm: NI
25 Ncm: RI



NI



RI

Implant connection	NI	RI
Placement instrument	Hex 1.26	Hex 1.26
Abutment screw	1-06-01	2-06-03
Laboratory screw	1-06-02	2-06-04
Article No.	1-17-04	2-17-07

Standard abutment straight

- Titanium
- incl. abutment screw
- Recommended torque: 15 Ncm



NI



NI



NI

Implant connection	NI	NI	NI
Gingiva height	1.5 mm	3.0 mm	5.0 mm
Diameter	3.5 mm	3.5 mm	3.5 mm
Placement instrument	Hex 1.26	Hex 1.26	Hex 1.26
Abutment screw	1-06-01	1-06-01	1-06-01
Laboratory screw	1-06-02	1-06-02	1-06-02
Article No.	1-07-01	1-07-02	1-07-07

AB	IPS
AT	K
B	L
BS	LX
C	MG
CX	N
D	NE
DT	OT
E	R
EV	S
F	T
GM	Y
H	Nov/Opt
I	Tools

Standard abutment straight

- Titanium
- incl. abutment screw
- Recommended torque: 25 Ncm



Implant connection	RI
Gingiva height	0 mm
Diameter	3.5 mm
Placement instrument	Hex 1.26
Abutment screw	2-06-03
Laboratory screw	2-06-04
Article No.	2-07-20

Standard abutment straight

- Titanium
- incl. abutment screw
- Recommended torque: 25 Ncm



Implant connection	RI	RI	RI
Gingiva height	1.5 mm	1.5 mm	1.5 mm
Diameter	4.5 mm	5.5 mm	6.5 mm
Placement instrument	Hex 1.26	Hex 1.26	Hex 1.26
Abutment screw	2-06-03	2-06-03	2-06-03
Laboratory screw	2-06-04	2-06-04	2-06-04
Article No.	2-07-01	2-07-02	2-07-03

Standard abutment straight

- Titanium
- incl. abutment screw
- Recommended torque: 25 Ncm



Implant connection	RI	RI	RI
Gingiva height	3.0 mm	3.0 mm	3.0 mm
Diameter	4.5 mm	5.5 mm	6.5 mm
Placement instrument	Hex 1.26	Hex 1.26	Hex 1.26
Abutment screw	2-06-03	2-06-03	2-06-03
Laboratory screw	2-06-04	2-06-04	2-06-04
Article No.	2-07-04	2-07-05	2-07-06

Standard abutment straight

- Titanium
- incl. abutment screw
- Recommended torque: 25 Ncm



	■	■	■
Implant connection	RI	RI	RI
Gingiva height	5.0 mm	5.0 mm	5.0 mm
Diameter	4.5 mm	5.5 mm	6.5 mm
Placement instrument	Hex 1.26	Hex 1.26	Hex 1.26
Abutment screw	2-06-03	2-06-03	2-06-03
Laboratory screw	2-06-04	2-06-04	2-06-04
Article No.	2-07-23	2-07-24	2-07-25

Standard abutment angled 18°

- Titanium
- incl. abutment screw
- Type 1 = angled over flat
- Type 2 = angled over corner
- Recommended torque: 15 Ncm



	■	■	■
Implant connection	NI	NI	NI
Gingiva height	1.5 mm	3.0 mm	5.0 mm
Diameter	3.5 mm	3.5 mm	3.5 mm
Placement instrument	Hex 1.26	Hex 1.26	Hex 1.26
Abutment screw	1-06-01	1-06-01	1-06-01
Laboratory screw	1-06-02	1-06-02	1-06-02
Article No. Type 1	1-07-03	1-07-04	1-07-08
Article No. Type 2	1-07-05	1-07-06	1-07-09

Standard abutment angled 18°

- Titanium
- incl. abutment screw
- Type 1 = angled over flat
- Type 2 = angled over corner
- Recommended torque: 25 Ncm



	■	■	■
Implant connection	RI	RI	RI
Gingiva height	1.5 mm	1.5 mm	1.5 mm
Diameter	4.5 mm	5.5 mm	6.5 mm
Placement instrument	Hex 1.26	Hex 1.26	Hex 1.26
Abutment screw	2-06-03	2-06-03	2-06-03
Laboratory screw	2-06-04	2-06-04	2-06-04
Article No. Type 1	2-07-07	2-07-08	2-07-09
Article No. Type 2	2-07-13	2-07-14	2-07-15

	AB	IPS
	AT	K
	B	L
	BS	LX
	C	MG
	CX	N
	D	NE
	DT	OT
	E	R
	EV	S
	F	T
	GM	Y
	H	Nov/Opt
I	Tools	

Standard abutment angled 18°

- Titanium
- incl. abutment screw
- Type 1 = angled over flat
- Type 2 = angled over corner
- Recommended torque: 25 Ncm



	■	■	■
Implant connection	RI	RI	RI
Gingiva height	3.0 mm	3.0 mm	3.0 mm
Diameter	4.5 mm	5.5 mm	6.5 mm
Placement instrument	Hex 1.26	Hex 1.26	Hex 1.26
Abutment screw	2-06-03	2-06-03	2-06-03
Laboratory screw	2-06-04	2-06-04	2-06-04
Article No. Type 1	2-07-10	2-07-11	2-07-12
Article No. Type 2	2-07-16	2-07-17	2-07-18

Standard abutment angled 18°

- Titanium
- incl. abutment screw
- Type 1 = angled over flat
- Type 2 = angled over corner
- Recommended torque: 25 Ncm



	■	■	■
Implant connection	RI	RI	RI
Gingiva height	5.0 mm	5.0 mm	5.0 mm
Diameter	4.5 mm	5.5 mm	6.5 mm
Placement instrument	Hex 1.26	Hex 1.26	Hex 1.26
Abutment screw	2-06-03	2-06-03	2-06-03
Laboratory screw	2-06-04	2-06-04	2-06-04
Article No. Type 1	2-07-26	2-07-27	2-07-28
Article No. Type 2	2-07-29	2-07-30	2-07-31

Castable gold abutment

- Au 60%; Pd 20%; Pt 19%; Ir 1%
- Cast-on
- incl. abutment screw
- Recommended torque:
 15 Ncm: NI
 25 Ncm: RI



	■	■
Implant connection	NI	RI
Gold weight (g)	0,23	0,35
Placement instrument	Hex 1.26	Hex 1.26
Abutment screw	1-06-01	2-06-03
Laboratory screw	1-06-02	2-06-04
Article No.	1-08-01	2-08-01



Castable gold abutment rotating

- Au 60%; Pd 20%; Pt 19%; Ir 1%
- Cast-on
- incl. abutment screw
- Recommended torque: 25 Ncm



Implant connection	RI
Gold weight (g)	0,28
Placement instrument	Hex 1.26
Abutment screw	2-06-03
Laboratory screw	2-06-04
Article No.	2-08-02

Castable CoCr abutment

- CrCo alloy / CTE 14.1
- Cast-on
- incl. abutment screw
- Recommended torque:
15 Ncm: NI
25 Ncm: RI



Implant connection	NI	RI
Placement instrument	Hex 1.26	Hex 1.26
Abutment screw	1-06-01	2-06-03
Laboratory screw	1-06-02	2-06-04
Article No.	1-10-01	2-10-02

Please note: The Castable CoCr abutment may be cast on with NPM alloys where as the liquidus temperature does not exceed 1420°C.

Castable CoCr abutment rotating

- CrCo alloy / CTE 14.1
- Cast-on
- incl. abutment screw
- Recommended torque: 25 Ncm



Implant connection	RI
Placement instrument	Hex 1.26
Abutment screw	2-06-03
Laboratory screw	2-06-04
Article No.	2-10-03

Please note: The Castable CoCr abutment may be cast on with NPM alloys where as the liquidus temperature does not exceed 1420°C.

AB	IPS
AT	K
B	L
BS	LX
C	MG
CX	N
D	NE
DT	OT
E	R
EV	S
F	T
GM	Y
H	Nov/Opt
I	Tools

Solid abutment straight

- Titanium
- incl. abutment screw
- Recommended torque: 25 Ncm



Implant connection	RI
Gingiva height	3.5 mm
Diameter	5.5 mm
Placement instrument	Hex 1.26
Abutment screw	2-06-03
Laboratory screw	2-06-04
Article No.	2-07-19

Please note: The Solid abutment will be delivered additional with Laboratory screw.

Solid abutment angled 18°

- Titanium
- incl. abutment screw
- Type 1 = angled over flat
- Type 2 = angled over corner
- Recommended torque: 25 Ncm



Implant connection	RI
Gingiva height	3.5 mm
Diameter	5.5 mm
Placement instrument	Hex 1.26
Abutment screw	2-06-03
Laboratory screw	2-06-04
Article No. Type 1	2-07-21
Article No. Type 2	2-07-22

Please note: The Solid abutment will be delivered additional with Laboratory screw.

Scanbody

- Titanium
- specially coated
- incl. retention screw

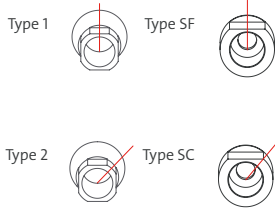


Implant connection	NI	RI	AI
retention screw	1-06-03	2-06-06	
Article No.	1-09-03	2-09-10	4-09-01

Please note: The Scanbody is sterilisable and for intra-oral scanning.

Titanium base ASC Flex

- angled screw channel
- Titanium
- incl. abutment screw
- Type SF = Screw channel angled over the flat of the scanbody Type
- Type SC = Screw channel angled over the right corner of the scanbody
- Recommended torque:
15 Ncm: NI
25 Ncm: RI




Implant connection	NI	NI	RI	RI
Chimney height	3.5-6.5	3.5-6.5	3.5-6.5	3.5-6.5
Gingiva height	1.2 mm	2.5 mm	1.2 mm	2.5 mm
Placement instrument	Ball Torx	Ball Torx	Ball Torx	Ball Torx
Abutment screw	1-06-04	1-06-05	2-06-07	2-06-08
Article No. Type 1	1-09-06	1-09-08	2-09-19	2-09-21
Article No. Type 2	1-09-07	1-09-09	2-09-20	2-09-22

Please note: To screw in the titanium base ASC Flex you need the Placement instrument Ball-Torx 0-13-60, 0-13-59 or 6-13-06. To select the desired direction of the angled screw channel, please consider the Instruction for use.

Modelling cap set

- burn-out plastic
- Scope of Delivery: four chimney heights



Modelling cap set straight	6-09-01	6-09-01	6-09-01	6-09-01
Modelling cap set angled	6-09-02	6-09-02	6-09-02	6-09-02

Titanium base ASC Flex rotating

- angled screw channel
- Titanium
- incl. abutment screw
- Recommended torque:
15 Ncm: NI
25 Ncm: RI




Implant connection	NI	RI
Chimney height	3.5-6.5	3.5-6.5
Gingiva height	1.2 mm	1.2 mm
Placement instrument	Ball Torx	Ball Torx
Abutment screw	1-06-04	2-06-07
Article No.	1-09-10	2-09-23

Please note: To screw in the titanium base ASC Flex you need the Placement instrument Ball-Torx 0-13-60, 0-13-59 or 6-13-06. To select the desired direction of the angled screw channel, please consider the Instruction for use.

Modelling cap set

- burn-out plastic
- Scope of Delivery: four chimney heights



Modelling cap set straight	6-09-01	6-09-01
Modelling cap set angled	6-09-02	6-09-02

AB	IPS
AT	K
B	L
BS	LX
C	MG
CX	N
D	NE
DT	OT
E	R
EV	S
F	T
GM	Y
H	Nov/Opt
I	Tools

**Titanium base
 2nd Generation**

- Titanium
- incl. abutment screw
- Recommended torque: 15 Ncm



Implant connection	NI	NI
Chimney height	3.5 mm	3.5 mm
Gingiva height	0.7 mm	1.2 mm
Placement instrument	Hex 1.26	Hex 1.26
Abutment screw	1-06-01	1-06-01
Laboratory screw	1-06-02	1-06-02
Article No.	1-09-01	1-09-02

**Titanium base
 2nd Generation**

- Titanium
- incl. abutment screw
- Recommended torque: 25 Ncm



Implant connection	RI	RI	RI	RI
Chimney height	3.5 mm	3.5 mm	5.5 mm	5.5 mm
Gingiva height	0.6 mm	1.1 mm	0.6 mm	1.1 mm
Placement instrument	Hex 1.26	Hex 1.26	Hex 1.26	Hex 1.26
Abutment screw	2-06-03	2-06-03	2-06-03	2-06-03
Laboratory screw	2-06-04	2-06-04	2-06-04	2-06-04
Article No.	2-09-11	2-09-13	2-09-12	2-09-14

**Titanium base Bridges/
 bars 2nd Generation**

- rotating
- Titanium
- incl. abutment screw
- Recommended torque:
 15 Ncm: NI
 25 Ncm: RI



Implant connection	NI	RI
Chimney height	3.5 mm	3.5 mm
Gingiva height	0.7 mm	0.6 mm
Placement instrument	Hex 1.26	Hex 1.26
Abutment screw	1-06-01	2-06-03
Laboratory screw	1-06-02	2-06-04
Article No.	1-09-04	2-09-15



Titanium base Cerec®

- Titanium
- incl. abutment screw
- Recommended torque: 25 Ncm



	■	■
Implant connection	RI	RI
Chimney height	4.7 mm	4.7 mm
Gingiva height	0.65 mm	2.0 mm
Placement instrument	Hex 1.26	Hex 1.26
Abutment screw	2-06-03	2-06-03
Laboratory screw	2-06-04	2-06-04
Article No.	2-09-17	2-09-24

ScanPost Cerec®

- Titanium
- incl. retention screw



	■
Implant connection	RI
Abutment screw	2-06-03
Article No.	2-09-18

PreFace abutment Titanium

- incl. abutment screw
- Recommended torque:
15 Ncm: NI
25 Ncm: RI
25 Ncm: AI



	■	■	■	■	■
Implant connection	NI	RI	RI	AI	AI
Diameter	11.5 mm	11.5 mm	16.0 mm	11.5 mm	16.0 mm
Placement instrument	Hex 1.26	Hex 1.26	Hex 1.26	Hex 1.26	Hex 1.26
Abutment screw	1-06-01	2-06-03	2-06-03	4-06-01	4-06-01
Laboratory screw	1-06-02	2-06-04	2-06-04	4-06-02	4-06-02
Article No.	1-90-02	2-90-02	2-90-03	4-90-02	4-90-03

PreFace abutment CrCo alloy / CTE 14.1

- incl. abutment screw
- Recommended torque:
15 Ncm: NI
25 Ncm: RI



	■	■
Implant connection	NI	RI
Diameter	11.5 mm	16.0 mm
Placement instrument	Hex 1.26	Hex 1.26
Abutment screw	1-06-01	2-06-03
Laboratory screw	1-06-02	2-06-04
Article No.	1-90-03	2-90-06

AB	IPS
AT	K
B	L
BS	LX
C	MG
CX	N
D	NE
DT	OT
E	R
EV	S
F	T
GM	Y
H	Nov/Opt
I	Tools

TI-Forms-Abutment for Ceramill

- Titanium
- incl. abutment screw
- Recommended torque:
15 Ncm: NI
25 Ncm: RI



Implant connection	NI	RI
Diameter	11.5 mm	11.5 mm
Placement instrument	Hex 1.26	Hex 1.26
Abutment screw	1-06-01	2-06-03
Laboratory screw	1-06-02	2-06-04
Article No.	1-90-05-AG	2-90-07-AG

Please note: This is used with AmannGirrbach / Ceramill and Scanbody

TI-Forms-Abutment for M-Series

- Titanium
- incl. abutment screw
- Recommended torque:
15 Ncm: NI
25 Ncm: RI



Implant connection	NI	RI
Diameter	11.5 mm	11.5 mm
Placement instrument	Hex 1.26	Hex 1.26
Abutment screw	1-06-01	2-06-03
Laboratory screw	1-06-02	2-06-04
Article No.	1-90-05-ST	2-90-07-ST

Please note: This is used with Straumann/M-series.

MedentiBASE abutment straight

- Titanium
- Recommended torque: 25 Ncm



Implant connection	RI	RI	RI	RI	RI
Gingiva height	0.5 mm	1.5 mm	2.5 mm	3.5 mm	4.5 mm
Placement instrument	0-13-37	0-13-37	0-13-37	0-13-37	0-13-37
Article No.	2-28-01	2-28-02	2-28-03	2-28-04	2-28-05

MedentiBASE bridge screw

- Titanium
- Recommended torque: 15 Ncm






Placement instrument	Hex 1.26	Ball Torx
Article No.	0-06-03	6-28-01



MedentiBASE prosthetic components

- incl. bridge screw
- Recommended torque: 15 Ncm
- titanium base / titanium cap:
incl. bridge screw
Material: Titanium
- Material scanbody: Titanium

			
Description	titanium base ASC	titanium base	titanium cap Flex
Placement instrument	Ball Torx	Hex 1.26	Hex 1.26
Abutment screw	6-28-01	0-06-03	0-06-03
Article No.	6-28-02	0-28-05	0-28-22





MedentiBASE prosthetic components

- incl. bridge screw
- Material plastic coping: Tecanat (PC)
- Material HSL coping:
Au 60%; Pd 20%; Pt 19%; Ir 1%

		
Description	gold cap, castable	plastic cap
Article No.	0-28-07	0-28-08


MedentiBASE Prosthetic components for passive fit

- incl. bridge screw
- Recommended torque: 15 Ncm
- Adhesive base material: Titanium CF
- Adhesive sleeve incl. modeling screw

				
Description	adhesive cap	adhesive casing	adhesive cap	adhesive casing
Version	Short	Short	Long	Long
Placement instrument	Hex 1.26		Hex 1.26	
Abutment screw	0-06-03		0-06-03	
Article No.	0-28-14	0-28-16	0-28-15	0-28-17






MedentiBASE scanbody

- Titanium specially coated
- incl. bridge screw

	
Article No.	0-28-13
Please note:	The Scanbody is sterilisable and for intra-oral scanning.

MedentiBASE accessories

- Material placement instrument: Stainless steel
- Material cover cap: Titanium
- Material implant pick-up: Titanium
- Material laboratory implant: Titanium
- Material laboratory implant CAD/CAM: Stainless steel

					
Description	Placement instrument	cover cap	implant pick-up	Laboratory implant	Laboratory implant CAD-CAM
Placement instrument		Hex 1.26	Hex 1.26		0-13-37
Article No.	0-13-37	0-28-04	0-28-12	0-28-20	0-28-21

AB	IPS
AT	K
B	L
BS	LX
C	MG
CX	N
D	NE
DT	OT
E	R
EV	S
F	T
GM	Y
H	Nov/Opt
I	Tools

Multi-unit abutment straight

- Titanium
- Sterile packaged
- Recommended torque: 25 Ncm



Implant connection	RI	RI	RI	RI
Gingiva height	1.5 mm	2.5 mm	3.5 mm	5.5 mm
Placement instrument	0-13-76	0-13-76	0-13-76	0-13-76
Article No.	2-31-01	2-31-16	2-31-02	2-31-03

Multi-unit abutment angled 17°

- Titanium
- Sterile packaged
- incl. abutment screw
- Type 1 = angled over flat
- Type 2 = angled over corner
- Recommended torque: 25 Ncm



Implant connection	RI	RI	RI
Gingiva height (mm)	1.1/2.5	2.1/3.5	4.1/5.5
Placement instrument	Hex 1.26	Hex 1.26	Hex 1.26
Abutment screw	2-06-02	2-06-02	2-06-02
Article No. Type 1	2-31-04	2-31-05	2-31-06
Article No. Type 2	2-31-10	2-31-11	2-31-12

Multi-unit abutment angled 30°

- Titanium
- Sterile packaged
- incl. abutment screw
- Type 1 = angled over flat
- Type 2 = angled over corner
- Recommended torque: 25 Ncm



Implant connection	RI	RI	RI
Gingiva height (mm)	0.6/3.0	1.6/4.0	3.1/5.5
Placement instrument	Hex 1.26	Hex 1.26	Hex 1.26
Abutment screw	2-06-02	2-06-02	2-06-02
Article No. Type 1	2-31-07	2-31-08	2-31-09
Article No. Type 2	2-31-13	2-31-14	2-31-15

Multi-unit abutment angled 30°

- Titanium
- Sterile packaged
- incl. abutment screw
- Recommended torque: 25 Ncm





Implant connection	AI	AI	AI
Gingiva height	1.5 mm	3.0 mm	4.5 mm
Placement instrument	Hex 1.26	Hex 1.26	Hex 1.26
Abutment screw	4-06-01	4-06-01	4-06-01
Article No.	4-31-01	4-31-02	4-31-03

Multi-unit bridge screw

- Material: Titanium
- Recommended torque: 15 Ncm





Placement
instrument
Article No.

	
Hex 1.26	Ball Torx
0-31-02	6-31-01

Multi-unit prosthetic components

- Recommended torque: 15 Ncm
- titanium base / titanium cap:
incl. bridge screw
Material: Titanium
- modelling sleeve:
without Bridge screw
Material: Tecanat (PC)

Description
Placement
instrument
Screw
Article No.


			
titanium base ASC	titanium base	titanium cap Flex	modelling sleeve
Ball Torx	Hex 1.26	Hex 1.26	
6-31-01	0-31-02	0-31-02	
6-31-02	0-31-09	0-31-20	0-31-11

Please note: The Multi-unit modelling sleeve can be used with the Multi-unit titanium base and Multi-unit titanium cap.

Multi-unit prosthetic components

- incl. bridge screw
- Recommended torque: 15 Ncm
- Material gold cap, castable:
Au 60%; Pd 20%; Pt 19%; Ir 1%
- Material CoCr cap:
CrCo alloy / CTE 14.1

Description
Placement
instrument
Screw
Article No.

	
gold cap, castable	CoCr cap
Hex 1.26	Hex 1.26
0-31-02	0-31-02
0-31-07	0-31-08

Multi-unit screw patrix

- Material Novaloc:
Titanium ADLC coated
- Material MedentiLOC:
Titanium TiN coated
- Recommended torque: 15 Ncm



Description
Placement
instrument
Article No.

	
Novaloc	MedentiLOC
Hex 1.26	Hex 1.26
0-31-18	0-31-19

AB	IPS
AT	K
B	L
BS	LX
C	MG
CX	N
D	NE
DT	OT
E	R
EV	S
F	T
GM	Y
H	Nov/Opt
I	Tools

Multi-unit scanbody

- Titanium specially coated
- incl. bridge screw

		
Version	straight	angled
Placement instrument	Hex 1.26	Hex 1.26
Screw	0-31-02	0-31-02
Article No.	0-31-01	0-31-16
Please note: The Scanbody is sterilisable and for intra-oral scanning.		




Multi-unit Laboratory implant

- Titanium

			
Version	straight	angled	angled
Type		17°	30°
Article No.	0-31-05	0-31-12	0-31-13





Multi-unit Laboratory implant CAD/CAM

- Titanium

			
Version	straight	angled	angled
Type		17°	30°
Placement instrument	0-13-76	0-13-17	0-13-17
Article No.	0-31-10	0-31-14	0-31-15






Multi-unit accessories

- 0-13-76 Placement instrument
- Multi-unit abutment
- 0-31-03 Multi-unit cover cap
- 0-31-04 Multi-unit implant pick-up
- 0-31-17 Placement instrument laboratory implant CAD/CAM

				
Article No.	0-13-76	0-31-03	0-31-04	0-31-17

MedentiLOC abutment straight

- Titanium
- TiN coated
- Recommended torque: 25 Ncm

					
Implant connection	RI	RI	RI	RI	RI
Gingiva height	1.5 mm	2.5 mm	3.5 mm	4.5 mm	5.5 mm
Placement instrument	Hex 1,26	Hex 1,26	Hex 1,26	Hex 1,26	Hex 1,26
Article No.	2-21-01	2-21-02	2-21-03	2-21-04	2-21-05

MedentiLOC abutment angled 15°

- Titanium
- TiN coated
- incl. abutment screw
- Type 1 = angled over flat
- Type 2 = angled over corner
- Recommended torque: 25 Ncm



Implant connection	RI	RI	RI	RI	RI
Gingiva height (mm)	1.0/2.0	2.0/3.0	3.0/4.0	4.0/5.0	5.0/6.0
Placement instrument	Ball Hex	Ball Hex	Ball Hex	Ball Hex	Ball Hex
Abutment screw	2-06-02	2-06-02	2-06-02	2-06-02	2-06-02
Article No. Type 1	2-21-06	2-21-07	2-21-08	2-21-09	2-21-10
Article No. Type 2	2-21-11	2-21-12	2-21-13	2-21-14	2-21-15

Please note: To screw in the angled MedentiLOC abutments you need the special Placement instrument Ball-Hex 1.26 mm 0-13-39 or 0-13-38.

Novaloc Processing package

- Matrix housing, titanium/PEEK
- Retention insert white
Retention force: light
- Retention insert yellow
Retention force: medium
- Retention insert green
Retention force: strong
- Mounting collar, silicone
- 2 pcs per package
- incl. mounting insert



Material matrix housing	Titanium	PEEK
Article No.	2010.601-NOV	2010.611-NOV

Please note: The entire product overview is available in section Novaloc.

Placement instrument MedentiLOC abutment, angled

- Stainless steel
- Ball Hex



Version	Manual and ratchet	Contra-angle
Article No.	0-13-38	0-13-39

MedentiLOC Laboratory implant

- Stainless steel



Version	straight	angled
Article No.	0-21-01	0-21-02

AB	IPS
AT	K
B	L
BS	LX
C	MG
CX	N
D	NE
DT	OT
E	R
EV	S
F	T
GM	Y
H	Nov/Opt
I	Tools

Novaloc abutment straight

- Titanium
- ADLC coated
- Recommended torque: 25 Ncm



Implant connection	RI	RI	RI	RI	RI
Gingiva height	1.0 mm	2.0 mm	3.0 mm	4.0 mm	5.0 mm
Placement instrument	Hex 1.26	Hex 1.26	Hex 1.26	Hex 1.26	Hex 1.26
Article No.	2-23-01	2-23-02	2-23-03	2-23-04	2-23-05

Novaloc abutment angled 15°

- Titanium
- ADLC coated
- incl. abutment screw
- Type 1 = angled over flat
- Type 2 = angled over corner
- Recommended torque: 25 Ncm



Implant connection	RI	RI	RI	RI	RI
Gingiva height (mm)	1.0/2.0	2.0/3.0	3.0/4.0	4.0/5.0	5.0/6.0
Placement instrument	Ball Torx	Ball Torx	Ball Torx	Ball Torx	Ball Torx
Abutment screw	2-06-05	2-06-05	2-06-05	2-06-05	2-06-05
Article No. Type 1	2-23-06	2-23-07	2-23-08	2-23-09	2-23-10
Article No. Type 2	2-23-11	2-23-12	2-23-13	2-23-14	2-23-15

Please note: To screw in the angled Novaloc abutments you need the special Placement instrument Ball-Torx 0-13-60 or 0-13-59.

Novaloc Processing package

- Matrix housing, titanium/PEEK
- Retention insert white
Retention force: light
- Retention insert yellow
Retention force: medium
- Retention insert green
Retention force: strong
- Mounting collar, silicone
- 2 pcs per package
- incl. mounting insert



Material matrix housing	Titanium	PEEK
Article No.	2010.601-NOV	2010.611-NOV

Please note: The entire product overview is available in section Novaloc.

Placement instrument Ball Torx

- Stainless steel



Version	Manual and ratchet	Contra-angle	Contra-angle
Type	long	long	L 30 mm
Article No.	0-13-59	0-13-60	6-13-06



Novaloc Laboratory implant

- Stainless steel



Version	straight	angled
Article No.	0-23-01	0-23-02

Optiloc abutment straight

- Titanium
- ADLC coated
- Recommended torque: 25 Ncm



Implant connection	RI	RI	RI	RI	RI
Gingiva height	1.0 mm	2.0 mm	3.0 mm	4.0 mm	5.0 mm
Placement instrument	0-13-61	0-13-61	0-13-61	0-13-61	0-13-61
Article No.	2-22-01	2-22-02	2-22-03	2-22-04	2-22-05

Optiloc Processing package

- Matrix housing, titanium
- Retention insert white
Retention force: light
- Retention insert yellow
Retention force: medium
- Retention insert green
Retention force: strong
- Mounting collar, silicone
- 2 pcs per package



Material matrix housing	Titanium
Article No.	5202.0001-OPT
Please note:	The entire product overview is available in section Optiloc.

Placement instrument Optiloc abutment

- Stainless steel



Version	Manual and ratchet	Contra-angle
Article No.	0-13-61	0-13-82

Optiloc Model Analog

- Material: Al



Version	Model Analog
Article No.	2102.0024-OPT

AB	IPS
AT	K
B	L
BS	LX
C	MG
CX	N
D	NE
DT	OT
E	R
EV	S
F	T
GM	Y
H	Nov/Opt
I	Tools

Planning abutment straight

• metal red coated



	■	■	■	■	■
Implant connection	NI	RI	NI	RI	RI
Gingiva height	1.5 mm	1.5 mm	3.0 mm	3.0 mm	5.0 mm
Diameter	3.5 mm	4.5 mm	3.5 mm	4.5 mm	4.5 mm
Article No.	1-15-01	2-15-01	1-15-02	2-15-02	2-15-03

Planning abutment angled 18°

- metal red coated
- Type 1 = angled over flat
- Type 2 = angled over corner



	■	■	■	■	■
Implant connection	NI	RI	NI	RI	RI
Gingiva height	1.5 mm	1.5 mm	3.0 mm	3.0 mm	5.0 mm
Diameter	3.5 mm	4.5 mm	3.5 mm	4.5 mm	4.5 mm
Article No. Type 1	1-15-03	2-15-04	1-15-04	2-15-05	2-15-06
Article No. Type 2	1-15-05	2-15-07	1-15-06	2-15-08	2-15-09

Planning abutment set


• incl. storage box



	■
Implant connection	NI
Article No.	1-15-07
Content:	1-15-01, 1-15-02, 1-15-03, 1-15-04, 1-15-05, 1-15-06

Planning abutment set

• incl. storage box




	■
Implant connection	RI
Article No.	2-15-10
Content:	2-15-01, 2-15-02, 2-15-03, 2-15-04, 2-15-05, 2-15-06, 2-15-07, 2-15-08, 2-15-09



I	H	GM	F	EV	E	DT	D	CX	C	BS	B	AT	AB
Tools	Nov/Opt	Y	T	S	R	OT	NE	N	MG	LX	L	K	IPS

K-Series




The K-Series abutments are compatible with

Nobel Biocare
Brånemark System®*
NobelSpeedy®*
Groovy®*


DETAILED VIEW

Exact view of the direction of the angulation (indexing) of all angled abutments.



Type 1

angled over flat



Type 2

angled over corner

*is a registered trademark of an independent third party

Laboratory implant

• Titanium



Implant connection	NP	NP	RP	RP
Type		CADCAM		CADCAM
Placement instrument		K 80 T		K 81 T
Article No.	K 50	K 80	K 51	K 81

Laboratory implant

• Titanium



Implant connection		WP	WP
Type			CADCAM
Placement instrument			K 82 T
Article No.		K 52	K 82

Placement instrument laboratory implant CADCAM

• Stainless steel



Implant connection	NP	RP	WP
Article No.	K 80 T	K 81 T	K 82 T

Abutment screw

• Titanium



Placement instrument	UG	UG	UG	Ball Torx	Ball Torx
Article No.	K 60	K 61	K 62	K 63	K 64

Please note: The correct choice of the abutment screw is stated with the respective abutment in the catalogue.

Laboratory screw

• red coated



Article No.	K 60 L	K 61 L	K 62 L
-------------	---------------	---------------	---------------

Please note: The correct choice of the laboratory screw is stated with the respective abutment in the catalogue.

Temporary abutment

- Titanium
- incl. abutment screw
- Recommended torque: 35 Ncm



Implant connection	NP	RP
Placement instrument	UG	UG
Abutment screw	K 60	K 61
Laboratory screw	K 60 L	K 61 L
Article No.	K 3500	K 3510

Standard abutment straight

- Titanium
- incl. abutment screw
- Recommended torque: 35 Ncm



Implant connection	NP	RP	WP
Gingiva height	2.5 mm	2.5 mm	2.5 mm
Diameter	4.4 mm	4.8 mm	6.5 mm
Placement instrument	UG	UG	UG
Abutment screw	K 60	K 61	K 62
Laboratory screw	K 60 L	K 61 L	K 62 L
Article No.	K 100	K 110	K 120

Standard abutment angled 16°

- Titanium
- incl. abutment screw
- Type 1 = angled over flat
- Type 2 = angled over corner
- Recommended torque: 35 Ncm



Implant connection	NP	RP	WP
Gingiva height	2.5 mm	2.5 mm	2.5 mm
Diameter	4.4 mm	4.8 mm	6.5 mm
Placement instrument	UG	UG	UG
Abutment screw	K 60	K 61	K 62
Laboratory screw	K 60 L	K 61 L	K 62 L
Article No. Type 1	K 200-1	K 210-1	K 220-1
Article No. Type 2	K 200-2	K 210-2	K 220-2

AB	IPS
AT	K
B	L
BS	LX
C	MG
CX	N
D	NE
DT	OT
E	R
EV	S
F	T
GM	Y
H	Nov/Opt
I	Tools

Castable gold abutment

- Au 60%; Pd 20%; Pt 19%; Ir 1%
- Cast-on
- incl. abutment screw
- Recommended torque: 35 Ncm



Implant connection	NP	RP	WP
Gold weight (g)	0,45	0,57	0,80
Placement instrument	UG	UG	UG
Abutment screw	K 60	K 61	K 62
Laboratory screw	K 60 L	K 61 L	K 62 L
Article No.	K 300	K 310	K 320

Castable gold abutment rotating

- Au 60%; Pd 20%; Pt 19%; Ir 1%
- Cast-on
- incl. abutment screw
- Recommended torque: 35 Ncm



Implant connection	RP
Gold weight (g)	0,57
Placement instrument	UG
Abutment screw	K 61
Laboratory screw	K 61 L
Article No.	K 310 R

Castable CoCr abutment

- CrCo alloy / CTE 14.1
- Cast-on
- incl. abutment screw
- Recommended torque: 35 Ncm



Implant connection	NP	RP	WP
Placement instrument	UG	UG	UG
Abutment screw	K 60	K 61	K 62
Laboratory screw	K 60 L	K 61 L	K 62 L
Article No.	K 700	K 710	K 720

Please note: The Castable CoCr abutment may be cast on with NPM alloys where as the liquidus temperature does not exceed 1420°C.

Castable CoCr abutment rotating

- CrCo alloy / CTE 14.1
- Cast-on
- incl. abutment screw
- Recommended torque: 35 Ncm



Implant connection	RP
Placement instrument	UG
Abutment screw	K 61
Laboratory screw	K 61 L
Article No.	K 710 R

Please note: The Castable CoCr abutment may be cast on with NPM alloys where as the liquidus temperature does not exceed 1420°C.

Scanbody

- Titanium
- specially coated
- incl. retention screw



Implant connection	NP	RP	WP
retention screw	K 60 SB	K 61 SB	K 62 SB
Article No.	K 1400	K 1410	K 1420
Please note:	The Scanbody is sterilisable and for intra-oral scanning.		

Titanium base ASC Flex

- angled screw channel
- Titanium
- incl. abutment screw
- Type SF = Screw channel angled over the flat of the scanbody Type
- Recommended torque: 35 Ncm




Implant connection	NP	RP
Chimney height	4.5-6.5	4.5-6.5
Gingiva height	0.5 mm	0.5 mm
Placement instrument	Ball Torx	Ball Torx
Abutment screw	K 63	K 64
Article No. Type 1	K 1600-1-SF	K 1610-1-SF

Please note: To screw in the titanium base ASC Flex you need the Placement instrument Ball-Torx M 03-8, M 10-8 or 6-13-06. To select the desired direction of the angled screw channel, please consider the Instruction for use.

Modelling cap set

- burn-out plastic
- Scope of Delivery: four chimney heights



Modelling cap set straight	6-09-01	6-09-27
Modelling cap set angled	6-09-02	6-09-28

Titanium base ASC Flex rotating

- angled screw channel
- Titanium
- incl. abutment screw
- Recommended torque: 35 Ncm




Implant connection	NP	RP
Chimney height	4.5-6.5	4.5-6.5
Gingiva height	0.5 mm	0.5 mm
Placement instrument	Ball Torx	Ball Torx
Abutment screw	K 63	K 64
Article No.	K 1800	K 1810

Please note: To screw in the titanium base ASC Flex you need the Placement instrument Ball-Torx M 03-8, M 10-8 or 6-13-06.

AB	IPS
AT	K
B	L
BS	LX
C	MG
CX	N
D	NE
DT	OT
E	R
EV	S
F	T
GM	Y
H	Nov/Opt
I	Tools

Modelling cap set

- burn-out plastic
- Scope of Delivery: four chimney heights



Modelling cap set straight
Modelling cap set angled

6-09-01

6-09-27

6-09-02

6-09-28

Titanium base 2nd Generation

- Titanium
- incl. abutment screw
- Recommended torque: 35 Ncm



Implant connection	NP	NP	RP	RP
Chimney height	3.5 mm	5.5 mm	3.5 mm	5.5 mm
Gingiva height	0.6 mm	0.6 mm	0.6 mm	0.6 mm
Placement instrument	UG	UG	UG	UG
Abutment screw	K 60	K 60	K 61	K 61
Laboratory screw	K 60 L	K 60 L	K 61 L	K 61 L
Article No.	K 1000	K 1100	K 1010	K 1110

Titanium base 2nd Generation

- Titanium
- incl. abutment screw
- Recommended torque: 35 Ncm



Implant connection	WP	WP
Chimney height	3.5 mm	5.5 mm
Gingiva height	0.6 mm	0.6 mm
Placement instrument	UG	UG
Abutment screw	K 62	K 62
Laboratory screw	K 62 L	K 62 L
Article No.	K 1020	K 1120

Titanium base Bridges/ bars 2nd Generation

- rotating
- Titanium
- incl. abutment screw
- Recommended torque: 35 Ncm



Implant connection	NP	RP	WP
Chimney height	3.5 mm	3.5 mm	3.5 mm
Gingiva height	0.6 mm	0.6 mm	0.6 mm
Placement instrument	UG	UG	UG
Abutment screw	K 60	K 61	K 62
Laboratory screw	K 60 L	K 61 L	K 62 L
Article No.	K 1500	K 1510	K 1520



PreFace abutment Titanium

- incl. abutment screw
- Recommended torque: 35 Ncm



Implant connection	NP	RP	WP
Diameter	11.5 mm	11.5 mm	16.0 mm
Placement instrument	UG	UG	UG
Abutment screw	K 60	K 61	K 62
Laboratory screw	K 60 L	K 61 L	K 62 L
Article No.	K 9000-R	K 9010-R	K 9020-16R

PreFace abutment CrCo alloy / CTE 14.1

- incl. abutment screw
- Recommended torque: 35 Ncm



Implant connection	NP	RP	WP
Diameter	11.5 mm	11.5 mm	16.0 mm
Placement instrument	UG	UG	UG
Abutment screw	K 60	K 61	K 62
Laboratory screw	K 60 L	K 61 L	K 62 L
Article No.	K 9800-R	K 9810-R	K 9820-16R

TI-Forms-Abutment for M-Series

- Titanium
- incl. abutment screw
- Recommended torque: 35 Ncm



Implant connection	NP	RP	WP
Diameter	11.5 mm	11.5 mm	11.5 mm
Placement instrument	UG	UG	UG
Abutment screw	K 60	K 61	K 62
Laboratory screw	K 60 L	K 61 L	K 62 L
Article No.	K 9000-ST	K 9010-ST	K 9020-ST

Please note: This is used with Straumann/M-series.

MedentiBASE abutment straight

- Titanium
- Recommended torque: 35 Ncm



Implant connection	NP	NP	NP
Gingiva height	2.5 mm	3.5 mm	4.5 mm
Placement instrument	M 11-6	M 11-6	M 11-6
Article No.	K 4000	K 4100	K 4200

AB	IPS
AT	K
B	L
BS	LX
C	MG
CX	N
D	NE
DT	OT
E	R
EV	S
F	T
GM	Y
H	Nov/Opt
I	Tools

MedentiBASE abutment straight

- Titanium
- Recommended torque: 35 Ncm



Implant connection	RP	RP	RP
Gingiva height	2.5 mm	3.5 mm	4.5 mm
Placement instrument	M 11-6	M 11-6	M 11-6
Article No.	K 4010	K 4110	K 4210

MedentiBASE bridge screw

- Titanium
- Recommended torque: 15 Ncm



Placement instrument	Ball Torx	UG
Article No.	6-28-01	K 7600

MedentiBASE prosthetic components

- incl. bridge screw
- Recommended torque: 15 Ncm
- titanium base / titanium cap: incl. bridge screw
- Material: Titanium
- Material scanbody: Titanium



Description	titanium base ASC	titanium cap Flex	titanium base
Placement instrument	Ball Torx	UG	UG
Abutment screw	6-28-01	K 7600	K 7600
Article No.	6-28-02	K 4730	K 4840

MedentiBASE prosthetic components

- incl. bridge screw
- Material plastic coping: Tecanat (PC)
- Material HSL coping: Au 60%; Pd 20%; Pt 19%; Ir 1%







Description	plastic cap	gold cap, castable
Article No.	K 4710	K 4720



MedentiBASE Prosthetic components for passive fit

- incl. bridge screw
- Recommended torque: 15 Ncm
- adhesive cap Material: Titanium
- adhesive casing incl. Modelling screw

				
Description	adhesive cap	adhesive casing	adhesive cap	adhesive casing
Version	Short	Short	Long	Long
Placement instrument	UG		UG	
Abutment screw			K 7600	
Article No.	K 4800	K 4810	K 4820	K 4830






MedentiBASE scanbody

- Titanium specially coated
- incl. bridge screw

	
Article No.	K 4900
Please note:	The Scanbody is sterilisable and for intra-oral scanning.






MedentiBASE accessories

- Material cover cap: Titanium
- Material implant pick-up: Titanium
- Material laboratory implant: Titanium
- Material laboratory implant CAD/CAM: Stainless steel
- Material placement instrument: Stainless steel

					
Description	cover cap	implant pick-up	Laboratory implant	Laboratory implant CAD-CAM	Placement instrument
Placement instrument				M 11-6	
Article No.	K 4610	K 4620	4630	80	M 11-6

MedentiLOC abutment straight

- Titanium
- TiN coated
- Recommended torque: 35 Ncm

					
Implant connection	NP	NP	NP	NP	NP
Gingiva height	1.5 mm	2.5 mm	3.5 mm	4.5 mm	5.5 mm
Placement instrument	Hex 1,26	Hex 1,26	Hex 1,26	Hex 1,26	Hex 1,26
Article No.	K 2000	K 2100	K 2200	K 2300	K 2400
Please note:	To screw in the straight MedentiLOC abutments you need the Placement instrument hex 1,26 mm M 03-1 or M 10-1 / M 09-1 or M 11-1.				

AB	IPS
AT	K
B	L
BS	LX
C	MG
CX	N
D	NE
DT	OT
E	R
EV	S
F	T
GM	Y
H	Nov/Opt
I	Tools

MedentiLOC abutment straight

- Titanium
- TiN coated
- Recommended torque: 35 Ncm



Implant connection	RP	RP	RP	RP	RP
Gingiva height	1.5 mm	2.5 mm	3.5 mm	4.5 mm	5.5 mm
Placement instrument	Hex 1,26	Hex 1,26	Hex 1,26	Hex 1,26	Hex 1,26
Article No.	K 2010	K 2110	K 2210	K 2310	K 2410

Please note: To screw in the straight MedentiLOC abutments you need the Placement instrument hex 1,26 mm M 03-1 or M 10-1 / M 09-1 or M 11-1.

MedentiLOC abutment straight

- Titanium
- TiN coated
- Recommended torque: 35 Ncm



Implant connection	WP	WP	WP	WP	WP
Gingiva height	1.5 mm	2.5 mm	3.5 mm	4.5 mm	5.5 mm
Placement instrument	Hex 1,26	Hex 1,26	Hex 1,26	Hex 1,26	Hex 1,26
Article No.	K 2020	K 2120	K 2220	K 2320	K 2420

Please note: To screw in the straight MedentiLOC abutments you need the Placement instrument hex 1,26 mm M 03-1 or M 10-1 / M 09-1 or M 11-1.

Novaloc Processing package

- Matrix housing, titanium/PEEK
- Retention insert white
Retention force: light
- Retention insert yellow
Retention force: medium
- Retention insert green
Retention force: strong
- Mounting collar, silicone
- 2 pcs per package
- incl. mounting insert



Material matrix housing	Titanium	PEEK
Article No.	2010.601-NOV	2010.611-NOV

Please note: The entire product overview is available in section Novaloc.

MedentiLOC Laboratory implant

- Stainless steel



Version	straight
Article No.	56

Novaloc abutment straight

- Titanium
- ADLC coated
- Recommended torque: 35 Ncm



Implant connection	RP	RP	RP	RP	RP
Gingiva height	1.0 mm	2.0 mm	3.0 mm	4.0 mm	5.0 mm
Placement instrument	UG	UG	UG	UG	UG
Article No.	K 6010	K 6110	K 6210	K 6310	K 6410

Novaloc Processing package

- Matrix housing, titanium/PEEK
- Retention insert white
Retention force: light
- Retention insert yellow
Retention force: medium
- Retention insert green
Retention force: strong
- Mounting collar, silicone
- 2 pcs per package
- incl. mounting insert



Material matrix housing	Titanium	PEEK
Article No.	2010.601-NOV	2010.611-NOV
Please note:	The entire product overview is available in section Novaloc.	

Novaloc Laboratory implant

- Stainless steel



Version	straight
Article No.	58

Optiloc abutment straight

- Titanium
- ADLC coated
- Recommended torque: 35 Ncm



Implant connection	RP	RP	RP	RP	RP
Gingiva height	1.0 mm	2.0 mm	3.0 mm	4.0 mm	5.0 mm
Placement instrument	M 59 / M 79	M 59 / M 79	M 59 / M 79	M 59 / M 79	M 59 / M 79
Article No.	K 5010	K 5110	K 5210	K 5310	K 5410

Optiloc Processing package

- Matrix housing, titanium
- Retention insert white
Retention force: light
- Retention insert yellow
Retention force: medium
- Retention insert green
Retention force: strong
- Mounting collar, silicone
- 2 pcs per package



Material matrix housing	Titanium
Article No.	7502.0001-OPT
Please note:	The entire product overview is available in section Optiloc.

AB	IPS
AT	K
B	L
BS	LX
C	MG
CX	N
D	NE
DT	OT
E	R
EV	S
F	T
GM	Y
H	Nov/Opt
I	Tools

**Placement instrument
Optiloc abutment**

• Stainless steel



Version

Manual and
ratchet

Contra-angle

Article No.

M 59

M 79

Optiloc Model Analog

• Material: Al



Version

Model Analog

Article No.

2102.0024-OPT

**Planning abutment
straight**

• metal red coated



Implant connection

RP

Gingiva height

2.5 mm

Diameter

4.8 mm

Article No.

KP 110

**Planning abutment angled
16°**

- metal red coated
- Type 1 = angled over flat
- Type 2 = angled over corner



Implant connection

RP

Gingiva height

2.5 mm

Diameter

4.8 mm

Article No. Type 1

KP 210-1

Article No. Type 2

KP 210-2

Planning abutment set

• 3 piece



Article No.

KPS

Content: **KP 110, KP 210-1, KP 210-2**



I	H	GM	F	EV	E	DT	D	CX	C	BS	B	AT	AB
Tools	Nov/Opt	Y	T	S	R	OT	NE	N	MG	LX	L	K	IPS

*is a registered trademark of an independent third party

L-Series



The L-Series abutments are compatible with

Straumann

Bone Level

Bone Level Tapered

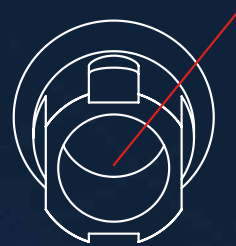
DETAILED VIEW

Exact view of the direction of the angulation (indexing) of all angled abutments.



Type 1

angled over flat



Type 2


angled over corner







AB	IPS
AT	K
B	L
BS	LX
C	MG
CX	N
D	NE
DT	OT
E	R
EV	S
F	T
GM	Y
H	Nov/Opt
I	Tools

Implant pick-up Open tray

- incl. retention screw
- Titanium



				
Implant connection	NC 3.3	NC 3.3	RC 4.1/4.8	RC 4.1/4.8
Version	short	long	short	long
Article No.	L 10	L 20	L 11	L 21

Implant pick-up Closed tray

- incl. abutment screw
- incl. Positioning cap
- Titanium

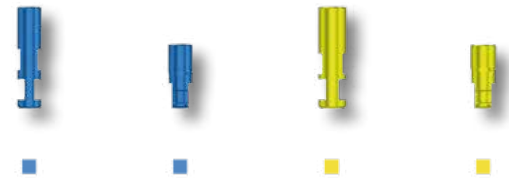






		
Implant connection	NC 3.3	RC 4.1/4.8
Article No.	L 30	L 31

Laboratory implant

- Titanium


NEW **NEW**





				
Implant connection	SC 2.9	SC 2.9	NC 3.3	NC 3.3
Type		CADCAM		CADCAM
Placement instrument		L 82 T		L 80 T
Article No.	L 52	L 82	L 50	L 80

Laboratory implant

- Titanium



		
Implant connection	RC 4.1/4.8	RC 4.1/4.8
Type		CADCAM
Placement instrument		L 81 T
Article No.	L 51	L 81



Placement instrument laboratory implant CAD/CAM

• Stainless steel

NEW



■ ■ ■

Implant connection	SC 2.9	NC 3.3	RC 4.1/4.8
Article No.	L 82 T	L 80 T	L 81 T

Abutment screw

• Titanium



Placement instrument		Ball Hex	Torx	Ball Torx	Torx
Article No.	L 60	L 62	L 63	L 64	L 65

Please note: The correct choice of the abutment screw is stated with the respective abutment in the catalogue.

Abutment screw

• Titanium

NEW

NEW



Placement instrument		Ball Torx	Torx	Ball Torx
Article No.		L 67	L 68	L 69

Please note: The correct choice of the abutment screw is stated with the respective abutment in the catalogue.

Laboratory screw

• red coated

NEW

NEW



Article No.	L 60 L	L 68 L	L 69 L
--------------------	--------	--------	--------

Please note: The correct choice of the laboratory screw is stated with the respective abutment in the catalogue.

AB	IPS
AT	K
B	L
BS	LX
C	MG
CX	N
D	NE
DT	OT
E	R
EV	S
F	T
GM	Y
H	Nov/Opt
I	Tools

Temporary abutment

- Titanium
- incl. abutment screw
- Recommended torque: 35 Ncm



Implant connection	NC 3.3	RC 4.1/4.8
Placement instrument	Torx	Torx
Abutment screw	L 60	L 60
Laboratory screw	L 60 L	L 60 L
Article No.	L 3500	L 3510

Temporary abutment rotating

- Titanium
- incl. abutment screw
- Recommended torque: 35 Ncm



Implant connection	NC 3.3	RC 4.1/4.8
Placement instrument	Torx	Torx
Abutment screw	L 60	L 63
Laboratory screw	L 60 L	
Article No.	L 3700	L 3710

Standard abutment straight

- Titanium
- incl. abutment screw
- Recommended torque: 35 Ncm



Implant connection	NC 3.3	NC 3.3	RC 4.1/4.8	RC 4.1/4.8
Gingiva height	1.5 mm	3.0 mm	1.5 mm	3.0 mm
Diameter	4.2 mm	4.2 mm	5.0 mm	5.0 mm
Placement instrument	Torx	Torx	Torx	Torx
Abutment screw	L 60	L 60	L 60	L 60
Laboratory screw	L 60 L	L 60 L	L 60 L	L 60 L
Article No.	L 100	L 100-3	L 110	L 110-3

Standard abutment angled 18°

- Titanium
- incl. abutment screw
- Type 1 = angled over flat
- Type 2 = angled over corner
- Recommended torque: 35 Ncm



Implant connection	NC 3.3	NC 3.3	RC 4.1/4.8	RC 4.1/4.8
Gingiva height	1.5 mm	3.0 mm	1.5 mm	3.0 mm
Diameter	4.2 mm	4.2 mm	5.0 mm	5.0 mm
Placement instrument	Torx	Torx	Torx	Torx
Abutment screw	L 60	L 60	L 60	L 60
Laboratory screw	L 60 L	L 60 L	L 60 L	L 60 L
Article No. Type 1	L 200-1	L 200-1-3	L 210-1	L 210-1-3
Article No. Type 2	L 200-2	L 200-2-3	L 210-2	L 210-2-3



Castable gold abutment

- Au 60%; Pd 20%; Pt 19%; Ir 1%
- Cast-on
- incl. abutment screw
- Recommended torque: 35 Ncm



Implant connection	NC 3.3	RC 4.1/4.8
Gold weight (g)	0,31	0,33
Placement instrument	Torx	Torx
Abutment screw	L 60	L 60
Laboratory screw	L 60 L	L 60 L
Article No.	L 300	L 310

Castable gold abutment rotating

- Au 60%; Pd 20%; Pt 19%; Ir 1%
- Cast-on
- incl. abutment screw
- Recommended torque: 35 Ncm



Implant connection	NC 3.3	RC 4.1/4.8
Gold weight (g)	0,23	0,38
Placement instrument	Torx	Torx
Abutment screw	L 60	L 63
Laboratory screw	L 60 L	
Article No.	L 300 R	L 310 R

Castable CoCr abutment

- CrCo alloy / CTE 14.1
- Cast-on
- incl. abutment screw
- Recommended torque: 35 Ncm



Implant connection	NC 3.3	RC 4.1/4.8
Placement instrument	Torx	Torx
Abutment screw	L 60	L 60
Laboratory screw	L 60 L	L 60 L
Article No.	L 700	L 710

Please note: The Castable CoCr abutment may be cast on with NPM alloys where as the liquidus temperature does not exceed 1420°C.

AB	IPS
AT	K
B	L
BS	LX
C	MG
CX	N
D	NE
DT	OT
E	R
EV	S
F	T
GM	Y
H	Nov/Opt
I	Tools

Castable CoCr abutment rotating

- CrCo alloy / CTE 14.1
- Cast-on
- incl. abutment screw
- Recommended torque: 35 Ncm



Implant connection	NC 3.3	RC 4.1/4.8
Placement instrument	Torx	Torx
Abutment screw	L 60	L 63
Laboratory screw	L 60 L	
Article No.	L 700 R	L 710 R

Please note: The Castable CoCr abutment may be cast on with NPM alloys where as the liquidus temperature does not exceed 1420°C.

Solid abutment straight

- Titanium
- incl. abutment screw
- Recommended torque: 35 Ncm

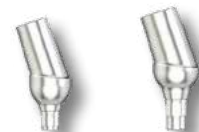


Implant connection	NC 3.3	RC 4.1/4.8
Gingiva height	3.5 mm	3.5 mm
Diameter	5.0 mm	5.5 mm
Placement instrument	Torx	Torx
Abutment screw	L 60	L 60
Laboratory screw	L 60 L	L 60 L
Article No.	L 400	L 410

Please note: The Solid abutment will be delivered additional with Laboratory screw.

Solid abutment angled 18°

- Titanium
- incl. abutment screw
- Type 1 = angled over flat
- Type 2 = angled over corner
- Recommended torque: 35 Ncm



Implant connection	NC 3.3	RC 4.1/4.8
Gingiva height	3.5 mm	3.5 mm
Diameter	5.0 mm	5.5 mm
Placement instrument	Torx	Torx
Abutment screw	L 60	L 60
Laboratory screw	L 60 L	L 60 L
Article No. Type 1	L 500-1	L 510-1
Article No. Type 2	L 500-2	L 510-2

Please note: The Solid abutment will be delivered additional with Laboratory screw.



Scanbody

- Titanium
- specially coated
- incl. retention screw

NEW



Implant connection	SC 2.9	SC 2.9	NC 3.3	RC 4.1/4.8
retention screw	L 62 SB	L 66 SB	L 60 SB	L 60 SB
Article No.	L 1420-SB	L 1420	L 1400	L 1410

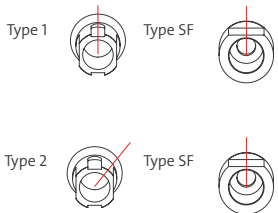
Please note: The Scanbody is sterilisable and for intra-oral scanning.

Titanium base ASC Flex

- angled screw channel
- Titanium
- incl. abutment screw
- Type SC = Screw channel angled over the right corner of the scanbody
- Recommended torque: 35 Ncm

NEW

NEW




Implant connection	SC 2.9	SC 2.9	NC 3.3	NC 3.3
Chimney height	3.5-6.5	3.5-6.5	3.5-6.5	3.5-6.5
Gingiva height	1.1 mm	2.5 mm	1.0 mm	2.5 mm
Placement instrument	Ball Torx	Ball Torx	Ball Torx	Ball Torx
Abutment screw	L 69	L 69	L 64	L 67
Article No. Type 1	L 1620-1-SC	L 1720-1-SC	L 1600-1-SF	L 1700-1-SF
Article No. Type 2	L 1620-2-SF	L 1720-2-SF	L 1600-2-SC	L 1700-2-SC

Please note: To screw in the titanium base ASC Flex you need the Placement instrument Ball-Torx M 03-8, M 10-8 or 6-13-06. To select the desired direction of the angled screw channel, please consider the Instruction for use.

Modelling cap set

- burn-out plastic
- Scope of Delivery: four chimney heights

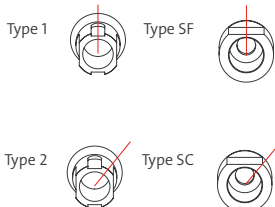


Modelling cap set straight	6-09-01	6-09-01	6-09-01	6-09-01
Modelling cap set angled	6-09-02	6-09-02	6-09-02	6-09-02

AB	IPS
AT	K
B	L
BS	LX
C	MG
CX	N
D	NE
DT	OT
E	R
EV	S
F	T
GM	Y
H	Nov/Opt
I	Tools

Titanium base ASC Flex

- angled screw channel
- Titanium
- incl. abutment screw
- Type SF = Screw channel angled over the flat of the scanbody Type
- Type SC = Screw channel angled over the right corner of the scanbody
- Recommended torque: 35 Ncm




Implant connection	RC 4.1/4.8	RC 4.1/4.8
Chimney height	3.5-6.5	3.5-6.5
Gingiva height	1.0 mm	2.5 mm
Placement instrument	Ball Torx	Ball Torx
Abutment screw	L 64	L 64
Article No. Type 1	L 1610-1-SF	L 1710-1-SF
Article No. Type 2	L 1610-2-SC	L 1710-2-SC

Please note: To screw in the titanium base ASC Flex you need the Placement instrument Ball-Torx M 03-8, M 10-8 or 6-13-06. To select the desired direction of the angled screw channel, please consider the Instruction for use.

Modelling cap set

- burn-out plastic
- Scope of Delivery: four chimney heights



Modelling cap set straight	6-09-01	6-09-01
Modelling cap set angled	6-09-02	6-09-02

Titanium base ASC Flex rotating

- angled screw channel
- Titanium
- incl. abutment screw
- Recommended torque: 35 Ncm




Implant connection	NC 3.3	RC 4.1/4.8
Chimney height	3.5-6.5	3.5-6.5
Gingiva height	1.0 mm	1.0 mm
Placement instrument	Ball Torx	Ball Torx
Abutment screw	L 64	L 64
Article No.	L 1800	L 1810

Please note: To screw in the titanium base ASC Flex you need the Placement instrument Ball-Torx M 03-8, M 10-8 or 6-13-06.

Modelling cap set

- burn-out plastic
- Scope of Delivery: four chimney heights



Modelling cap set straight	6-09-01	6-09-01	6-09-01
Modelling cap set angled	6-09-02	6-09-02	6-09-02



Titanium base 2nd Generation

- Titanium
- incl. abutment screw
- Recommended torque: 35 Ncm



Implant connection	NC 3.3	NC 3.3	RC	RC 4.1/4.8
Chimney height	3.5 mm	5.5 mm	3.5 mm	5.5 mm
Gingiva height	1.0 mm	1.0 mm	0.8 mm	0.8 mm
Placement instrument	Torx	Torx	Torx	Torx
Abutment screw	L 60	L 60	L 60	L 60
Laboratory screw	L 60 L	L 60 L	L 60 L	L 60 L
Article No.	L 1000	L 1100	L 1010	L 1110

Titanium base Bridges/ bars 2nd Generation

- rotating
- Titanium
- incl. abutment screw
- Recommended torque: 35 Ncm



Implant connection	NC 3.3	RC 4.1/4.8
Chimney height	3.5 mm	3.5 mm
Gingiva height	1.0 mm	0.8 mm
Placement instrument	Torx	Torx
Abutment screw	L 60	L 63
Laboratory screw	L 60 L	
Article No.	L 1500	L 1510

PreFace abutment Titanium

- incl. abutment screw
- Recommended torque: 35 Ncm

NEW



Implant connection	SC 2.9	NC 3.3	NC 3.3	RC 4.1/4.8	RC 4.1/4.8
Diameter	11.5 mm	11.5 mm	16.0 mm	11.5 mm	16.0 mm
Placement instrument	Torx	Torx	Torx	Torx	Torx
Abutment screw	L 68	L 60	L 60	L 60	L 60
Laboratory screw	L 68 L	L 60 L	L 60 L	L 60 L	L 60 L
Article No.	L 9020-R	L 9000-R	L 9000-16R	L 9010-R	L 9010-16R

AB	IPS
AT	K
B	L
BS	LX
C	MG
CX	N
D	NE
DT	OT
E	R
EV	S
F	T
GM	Y
H	Nov/Opt
I	Tools

PreFace abutment
CrCo alloy / CTE 14.1

- incl. abutment screw
- Recommended torque: 35 Ncm

NEW



Implant connection	SC 2.9	NC 3.3	RC 4.1/4.8
Diameter	11.5 mm	16.0 mm	16.0 mm
Placement instrument	Torx	Torx	Torx
Abutment screw	L 68	L 60	L 60
Laboratory screw	L 68 L	L 60 L	L 60 L
Article No.	L 9820-R	L 9800-16R	L 9810-16R

TI-Forms-Abutment for M-Series

- Titanium
- incl. abutment screw
- Recommended torque: 35 Ncm

NEW



Implant connection	SC 2.9	NC 3.3	RC 4.1/4.8
Diameter	11.5 mm	11.5 mm	11.5 mm
Placement instrument	Torx	Torx	Torx
Abutment screw	L 68	L 60	L 60
Laboratory screw	L 68 L	L 60 L	L 60 L
Article No.	L 9020-ST	L 9000-ST	L 9010-ST

Please note: This is used with Straumann/M-series.

MedentiBASE abutment straight

- Titanium
- Recommended torque: 35 Ncm



Implant connection	NC 3.3	NC 3.3	NC 3.3	NC 3.3	NC 3.3
Gingiva height	0.5 mm	1.5 mm	2.5 mm	3.5 mm	4.5 mm
Placement instrument	M 11-6	M 11-6	M 11-6	M 11-6	M 11-6
Article No.	L 4000	L 4100	L 4200	L 4300	L 4400

MedentiBASE abutment straight

- Titanium
- Recommended torque: 35 Ncm



Implant connection	RC 4.1/4.8	RC 4.1/4.8	RC 4.1/4.8	RC 4.1/4.8	RC 4.1/4.8
Gingiva height	0.5 mm	1.5 mm	2.5 mm	3.5 mm	4.5 mm
Placement instrument	M 11-6	M 11-6	M 11-6	M 11-6	M 11-6
Article No.	L 4010	L 4110	L 4210	L 4310	L 4410




MedentiBASE bridge screw

- Titanium
- Recommended torque: 15 Ncm

		
Placement instrument	Ball Torx	Torx
Article No.	6-28-01	L 7600

MedentiBASE prosthetic components

- incl. bridge screw
- Recommended torque: 15 Ncm
- titanium base / titanium cap: incl. bridge screw
- Material: Titanium
- Material scanbody: Titanium

			
Description	titanium base ASC	titanium cap Flex	titanium base
Placement instrument	Ball Torx	Torx	Torx
Abutment screw	6-28-01	L 7600	L 7600
Article No.	6-28-02	L 4730	L 4840





MedentiBASE prosthetic components

- incl. bridge screw
- Material plastic coping: Tecanat (PC)
- Material HSL coping: Au 60%; Pd 20%; Pt 19%; Ir 1%

		
Description	plastic cap	gold cap, castable
Article No.	L 4710	L 4720

MedentiBASE Prosthetic components for passive fit

- incl. bridge screw
- Recommended torque: 15 Ncm
- adhesive cap Material: Titanium
- adhesive casing incl. Modelling screw

				
Description	adhesive cap	adhesive casing	adhesive cap	adhesive casing
Version	Short	Short	Long	Long
Placement instrument	Torx		Torx	
Abutment screw	L 7600		L 7600	
Article No.	L 4800	L 4810	L 4820	L 4830

MedentiBASE scanbody

- Titanium specially coated
- incl. bridge screw






	
Article No.	L 4900

Please note: The Scanbody is sterilisable and for intra-oral scanning.

AB	IPS
AT	K
B	L
BS	LX
C	MG
CX	N
D	NE
DT	OT
E	R
EV	S
F	T
GM	Y
H	Nov/Opt
I	Tools




MedentiBASE accessories

- Material cover cap: Titanium
- Material implant pick-up: Titanium
- Material laboratory implant: Titanium
- Material laboratory implant CAD/CAM: Stainless steel
- Material placement instrument: Stainless steel

					
Description	cover cap	implant pick-up	Laboratory implant	Laboratory implant CAD-CAM	Placement instrument
Placement instrument				M 11-6	
Article No.	L 4610	L 4620	4630	80	M 11-6

Multi-unit abutment straight

- Titanium
- Sterile packaged
- Recommended torque: 35 Ncm




			
Implant connection	NC 3.3	NC 3.3	NC 3.3
Gingiva height	1.5 mm	3.5 mm	5.5 mm
Placement instrument	M 11-11	M 11-11	M 11-11
Article No.	L 8000	L 8001	L 8002

Please note: To screw in the Multi-unit abutment straight you need the Placement instrument M 11-11.

Multi-unit abutment angled 17°

- Titanium
- Sterile packaged
- incl. abutment screw
- Type 1 = angled over flat
- Type 2 = angled over corner
- Recommended torque: 35 Ncm






			
Implant connection	NC 3.3	NC 3.3	NC 3.3
Gingiva height (mm)	1.1/2.5	2.1/3.5	4.1/5.5
Placement instrument	Torx	Torx	Torx
Abutment screw	L 65	L 65	L 65
Article No. Type 1	L 8100	L 8101	L 8102
Article No. Type 2	L 8200	L 8201	L 8202

Multi-unit abutment angled 30°

- Titanium
- Sterile packaged
- incl. abutment screw
- Type 1 = angled over flat
- Type 2 = angled over corner
- Recommended torque: 35 Ncm



			
Implant connection	NC 3.3	NC 3.3	NC 3.3
Gingiva height (mm)	0.6/3.0	1.6/4.0	3.1/5.5
Placement instrument	Torx	Torx	Torx
Abutment screw	L 65	L 65	L 65
Article No. Type 1	L 8300	L 8301	L 8302
Article No. Type 2	L 8400	L 8401	L 8402



Multi-unit abutment straight

- Titanium
- Sterile packaged
- Recommended torque: 35 Ncm



Implant connection	RC 4.1/4.8	RC 4.1/4.8	RC 4.1/4.8
Gingiva height	1.5 mm	3.5 mm	5.5 mm
Placement instrument	M 11-11	M 11-11	M 11-11
Article No.	L 8010	L 8011	L 8012

Please note: To screw in the Multi-unit abutment straight you need the Placement instrument M 11-11.

Multi-unit abutment angled 17°

- Titanium
- Sterile packaged
- incl. abutment screw
- Type 1 = angled over flat
- Type 2 = angled over corner
- Recommended torque: 35 Ncm



Implant connection	RC 4.1/4.8	RC 4.1/4.8	RC 4.1/4.8
Gingiva height (mm)	1.1/2.5	2.1/3.5	4.1/5.5
Placement instrument	Torx	Torx	Torx
Abutment screw	L 65	L 65	L 65
Article No. Type 1	L 8110	L 8111	L 8112
Article No. Type 2	L 8210	L 8211	L 8212

Multi-unit abutment angled 30°

- Titanium
- Sterile packaged
- incl. abutment screw
- Type 1 = angled over flat
- Type 2 = angled over corner
- Recommended torque: 35 Ncm



Implant connection	RC 4.1/4.8	RC 4.1/4.8	RC 4.1/4.8
Gingiva height (mm)	0.6/3.0	1.6/4.0	3.1/5.5
Placement instrument	Torx	Torx	Torx
Abutment screw	L 65	L 65	L 65
Article No. Type 1	L 8310	L 8311	L 8312
Article No. Type 2	L 8410	L 8411	L 8412

Multi-unit bridge screw

- Material: Titanium
- Recommended torque: 15 Ncm



Placement instrument	Ball Torx	Torx
Article No.	6-31-01	L 8501

AB	IPS
AT	K
B	L
BS	LX
C	MG
CX	N
D	NE
DT	OT
E	R
EV	S
F	T
GM	Y
H	Nov/Opt
I	Tools

Multi-unit prosthetic components

- Recommended torque: 15 Ncm
- titanium base / titanium cap:
incl. bridge screw
Material: Titanium
- modelling sleeve:
without Bridge screw
Material: Tecanat (PC)



Description	titanium base ASC	titanium base Torx	titanium cap Flex	modelling sleeve
Placement instrument	Ball Torx	Torx	Torx	
Screw	6-31-01	L 8501	L 8501	
Article No.	6-31-02	L 8508	L 8519	8510
Please note:	The Multi-unit modelling sleeve can be used with the Multi-unit titanium base and Multi-unit titanium cap.			

Multi-unit prosthetic components

- incl. bridge screw
- Recommended torque: 15 Ncm
- Material gold cap, castable:
Au 60%; Pd 20%; Pt 19%; Ir 1%
- Material CoCr cap:
CrCo alloy / CTE 14.1



Description	gold cap, castable	CoCr cap
Placement instrument	Torx	Torx
Screw	L 8501	L 8501
Article No.	L 8506	L 8507

Multi-unit screw patrix

- Material MedentiLOC:
Titanium TiN coated
- Material Novaloc:
Titanium ADLC coated
- Recommended torque: 15 Ncm



Description	MedentiLOC	Novaloc
Placement instrument	Torx	Torx
Article No.	L 8517	L 8518

Multi-unit scanbody

- Titanium specially coated
- incl. bridge screw



Version	straight	angled
Placement instrument	Torx	Torx
Screw	L 8501	L 8501
Article No.	L 8500	L 8513
Please note:	The Scanbody is sterilisable and for intra-oral scanning.	

Multi-unit Laboratory implant

- Titanium



Version	straight	angled 17°	angled 30°
Type			
Article No.	8504	8514-17	8514-30



Multi-unit Laboratory implant CAD/CAM

- Titanium



Version	straight	angled	angled
Type		17°	30°
Placement instrument	M 11-11	8515 T	8515 T
Article No.	8509	8515-17	8515-30

Multi-unit accessories

- Material cover cap: Titanium
- Material implant pick-up: Titanium
- Material placement instrument: Stainless steel
- Placement instrument laboratory implant: Stainless steel



Description	cover cap	implant pick-up	Placement instrument	Placement instrument laboratory implant
Article No.	L 8502	L 8503	M 11-11	8515 T

MedentiLOC abutment straight

- Titanium
- TiN coated
- Recommended torque: 35 Ncm



Implant connection	NC 3.3	NC 3.3	NC 3.3	NC 3.3	NC 3.3
Gingiva height	1.5 mm	2.5 mm	3.5 mm	4.5 mm	5.5 mm
Placement instrument	Hex 1,26	Hex 1,26	Hex 1,26	Hex 1,26	Hex 1,26
Article No.	L 2000	L 2100	L 2200	L 2300	L 2400

Please note: To screw in the straight MedentiLOC abutments you need the Placement instrument hex 1,26 mm M 03-1 or M 10-1 / M 09-1 or M 11-1.

MedentiLOC abutment angled 15°

- Titanium
- TiN coated
- incl. abutment screw
- Type 1 = angled over flat
- Type 2 = angled over corner
- Recommended torque: 35 Ncm



Implant connection	NC 3.3	NC 3.3	NC 3.3	NC 3.3	NC 3.3
Gingiva height (mm)	1.0/2.0	2.0/3.0	3.0/4.0	4.0/5.0	5.0/6.0
Placement instrument	Ball Hex	Ball Hex	Ball Hex	Ball Hex	Ball Hex
Abutment screw	L 62	L 62	L 62	L 62	L 62
Article No. Type 1	L 2500-1	L 2600-1	L 2700-1	L 2800-1	L 2900-1
Article No. Type 2	L 2500-2	L 2600-2	L 2700-2	L 2800-2	L 2900-2

Please note: To screw in the angled MedentiLOC abutments you need the special Placement instrument Ball-Hex 1,26 mm M 03-7 or M 10-7.

AB	IPS
AT	K
B	L
BS	LX
C	MG
CX	N
D	NE
DT	OT
E	R
EV	S
F	T
GM	Y
H	Nov/Opt
I	Tools

MedentiLOC abutment straight

- Titanium
- TiN coated
- Recommended torque: 35 Ncm



Implant connection	RC 4.1/4.8	RC 4.1/4.8	RC 4.1/4.8	RC 4.1/4.8	RC 4.1/4.8
Gingiva height	1.5 mm	2.5 mm	3.5 mm	4.5 mm	5.5 mm
Placement instrument	Hex 1,26	Hex 1,26	Hex 1,26	Hex 1,26	Hex 1,26
Article No.	L 2010	L 2110	L 2210	L 2310	L 2410

Please note: To screw in the straight MedentiLOC abutments you need the Placement instrument hex 1,26 mm M 03-1 or M 10-1 / M 09-1 or M 11-1.

MedentiLOC abutment angled 15°

- Titanium
- TiN coated
- incl. abutment screw
- Type 1 = angled over flat
- Type 2 = angled over corner
- Recommended torque: 35 Ncm




Implant connection	RC 4.1/4.8	RC 4.1/4.8	RC 4.1/4.8	RC 4.1/4.8	RC 4.1/4.8
Gingiva height (mm)	1.0/2.0	2.0/3.0	3.0/4.0	4.0/5.0	5.0/6.0
Placement instrument	Ball Hex	Ball Hex	Ball Hex	Ball Hex	Ball Hex
Abutment screw	L 62	L 62	L 62	L 62	L 62
Article No. Type 1	L 2510-1	L 2610-1	L 2710-1	L 2810-1	L 2910-1
Article No. Type 2	L 2510-2	L 2610-2	L 2710-2	L 2810-2	L 2910-2

Please note: To screw in the angled MedentiLOC abutments you need the special Placement instrument Ball-Hex 1,26 mm M 03-7 or M 10-7.

Novaloc Processing package

- Matrix housing, titanium/PEEK
- Retention insert white
Retention force: light
- Retention insert yellow
Retention force: medium
- Retention insert green
Retention force: strong
- Mounting collar, silicone
- 2 pcs per package
- incl. mounting insert



Material matrix housing	Titanium	PEEK
Article No.	2010.601-NOV	2010.611-NOV

Please note: The entire product overview is available in section Novaloc.

Placement instrument MedentiLOC abutment, angled

- Stainless steel
- Ball Hex



Version	Contra-angle	Manual and ratchet
Article No.	M 03-7	M 10-7

MedentiLOC Laboratory implant

- Stainless steel



Version	straight	angled
Article No.	56	57

Novaloc abutment straight

- Titanium
- ADLC coated
- Recommended torque: 35 Ncm



Implant connection	NC 3.3	NC 3.3	NC 3.3	NC 3.3	NC 3.3
Gingiva height	1.0 mm	2.0 mm	3.0 mm	4.0 mm	5.0 mm
Placement instrument	Torx	Torx	Torx	Torx	Torx
Article No.	L 6000	L 6100	L 6200	L 6300	L 6400

Novaloc abutment angled 15°

- Titanium
- ADLC coated
- incl. abutment screw
- Type 1 = angled over flat
- Type 2 = angled over corner
- Recommended torque: 35 Ncm



Implant connection	NC 3.3	NC 3.3	NC 3.3	NC 3.3	NC 3.3
Gingiva height (mm)	1.0/2.0	2.0/3.0	3.0/4.0	4.0/5.0	5.0/6.0
Placement instrument	Ball Torx	Ball Torx	Ball Torx	Ball Torx	Ball Torx
Abutment screw	L 64	L 64	L 64	L 64	L 64
Article No. Type 1	L 6500-1	L 6600-1	L 6700-1	L 6800-1	L 6900-1
Article No. Type 2	L 6500-2	L 6600-2	L 6700-2	L 6800-2	L 6900-2

Please note: To screw in the angled Novaloc abutments you need the special Placement instrument Ball-Torx M 03-8 or M 10-8.

Novaloc abutment straight

- Titanium
- ADLC coated
- Recommended torque: 35 Ncm



Implant connection	RC 4.1/4.8	RC 4.1/4.8	RC 4.1/4.8	RC 4.1/4.8	RC 4.1/4.8
Gingiva height	1.0 mm	2.0 mm	3.0 mm	4.0 mm	5.0 mm
Placement instrument	Torx	Torx	Torx	Torx	Torx
Article No.	L 6010	L 6110	L 6210	L 6310	L 6410

AB	IPS
AT	K
B	L
BS	LX
C	MG
CX	N
D	NE
DT	OT
E	R
EV	S
F	T
GM	Y
H	Nov/Opt
I	Tools

Novaloc abutment angled 15°

- Titanium
- ADLC coated
- incl. abutment screw
- Type 1 = angled over flat
- Type 2 = angled over corner
- Recommended torque: 35 Ncm




Implant connection	RC 4.1/4.8	RC 4.1/4.8	RC 4.1/4.8	RC 4.1/4.8	RC 4.1/4.8
Gingiva height (mm)	1.0/2.0	2.0/3.0	3.0/4.0	4.0/5.0	5.0/6.0
Placement instrument	Ball Torx	Ball Torx	Ball Torx	Ball Torx	Ball Torx
Abutment screw	L 64	L 64	L 64	L 64	L 64
Article No. Type 1	L 6510-1	L 6610-1	L 6710-1	L 6810-1	L 6910-1
Article No. Type 2	L 6510-2	L 6610-2	L 6710-2	L 6810-2	L 6910-2

Please note: To screw in the angled Novaloc abutments you need the special Placement instrument Ball-Torx M 03-8 or M 10-8.

Novaloc Processing package

- Matrix housing, titanium/PEEK
- Retention insert white
Retention force: light
- Retention insert yellow
Retention force: medium
- Retention insert green
Retention force: strong
- Mounting collar, silicone
- 2 pcs per package
- incl. mounting insert



Material matrix housing	Titanium	PEEK
Article No.	2010.601-NOV	2010.611-NOV

Please note: The entire product overview is available in section Novaloc.

Placement instrument Ball Torx

- Stainless steel



Version	Contra-angle	Contra-angle	Manual and ratchet
Type	L 30 mm	long	long
Article No.	6-13-06	M 03-8	M 10-8

Novaloc Laboratory implant

- Stainless steel



Version	straight	angled
Article No.	58	59



Optiloc abutment straight

- Titanium
- ADLC coated
- Recommended torque: 35 Ncm



	■	■	■	■	■
Implant connection	NC 3.3	NC 3.3	NC 3.3	NC 3.3	NC 3.3
Gingiva height	1.0 mm	2.0 mm	3.0 mm	4.0 mm	5.0 mm
Placement instrument	M 59 / M 79	M 59 / M 79	M 59 / M 79	M 59 / M 79	M 59 / M 79
Article No.	L 5000	L 5100	L 5200	L 5300	L 5400

Optiloc abutment straight

- Titanium
- ADLC coated
- Recommended torque: 35 Ncm



	■	■	■	■	■
Implant connection	RC 4.1/4.8	RC 4.1/4.8	RC 4.1/4.8	RC 4.1/4.8	RC 4.1/4.8
Gingiva height	1.0 mm	2.0 mm	3.0 mm	4.0 mm	5.0 mm
Placement instrument	M 59 / M 79	M 59 / M 79	M 59 / M 79	M 59 / M 79	M 59 / M 79
Article No.	L 5010	L 5110	L 5210	L 5310	L 5410

Optiloc Processing package

- Matrix housing, titanium
- Retention insert white
Retention force: light
- Retention insert yellow
Retention force: medium
- Retention insert green
Retention force: strong
- Mounting collar, silicone
- 2 pcs per package



Material matrix housing	Titanium
Article No.	5202.0001-OPT
Please note:	The entire product overview is available in section Optiloc.

Placement instrument Optiloc abutment

- Stainless steel



Version	Manual and ratchet	Contra-angle
Article No.	M 59	M 79

Optiloc Model Analog

- Material: Al



Version	Model Analog
Article No.	2102.0024-OPT

AB	IPS
AT	K
B	L
BS	LX
C	MG
CX	N
D	NE
DT	OT
E	R
EV	S
F	T
GM	Y
H	Nov/Opt
I	Tools

Planning abutment straight

• metal red coated



Implant connection	NC 3.3	RC 4.1/4.8
Gingiva height (mm)	1.5/3.0	1.5/3.0
Diameter	4.2 mm	5.0 mm
Article No.	LP 100-3	LP 110-3

Planning abutment angled 18°

- metal red coated
- Type 1 = angled over flat
- Type 2 = angled over corner



Implant connection	NC 3.3	RC 4.1/4.8
Gingiva height (mm)	1.5/3.0	1.5/3.0
Diameter	4.2 mm	5.0 mm
Article No. Type 1	LP 200-1-3	LP 210-1-3
Article No. Type 2	LP 200-2-3	LP 210-2-3

Planning abutment set

• 6 piece



Article No.	LPS
Content:	LP 100-3, LP 110-3, LP 200-1-3, LP 200-2-3, LP 210-1-3, LP 210-2-3



I	H	GM	F	EV	E	DT	D	CX	C	BS	B	AT	AB
Tools	Nov/Opt	Y	T	S	R	OT	NE	N	MG	LX	L	K	IPS

LX-Series

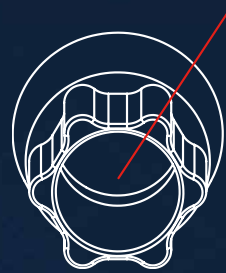


The LX-Series abutments are compatible with

Straumann BLX

DETAILED VIEW

Exact view of the direction of the angulation (indexing) of all angled abutments.



Type 2

angled over corner



AB	AT	B	BS	C	CX	D	DT	E	EV	F	GM	H	I
IPS	K	L	LX	MG	N	NE	OT	R	S	T	Y	Nov/Opt	Tools

Laboratory implant

• Titanium

NEW NEW NEW NEW



Implant connection	RB	RB	WB 5.0-6.5	WB 5.0-6.5
Type		CADCAM		CADCAM
Placement instrument		LX 80 T		LX 80 T
Article No.	LX 50	LX 80	LX 51	LX 81

Placement instrument laboratory implant CADCAM

• Stainless steel

NEW



Implant connection	RB/WB 3.5-6.5
Article No.	LX 80 T

Abutment screw

• Titanium

NEW NEW NEW



Placement instrument	Torx	Ball Torx	Ball Torx
Article No.	LX 60	LX 61	LX 62

Please note: The correct choice of the abutment screw is stated with the respective abutment in the catalogue.

Laboratory screw

• red coated

NEW NEW NEW



Article No.	LX 60 L	LX 61 L	LX 62 L
-------------	---------	---------	---------

Please note: The correct choice of the laboratory screw is stated with the respective abutment in the catalogue.



Scanbody

- Titanium
- specially coated
- incl. retention screw

NEW



Implant connection	RB/WB 3.5-6.5	RB/WB 3.5-6.5
retention screw	LX 61 SB	LX 60 SB
Article No.	LX 1400-SB	LX 1400
Please note:	The Scanbody is sterilisable and for intra-oral scanning.	

Titanium base ASC Flex

- angled screw channel
- Titanium
- incl. abutment screw
- Type SF = Screw channel angled over the flat of the scanbody Type
- Recommended torque: 35 Ncm




NEW NEW NEW NEW



Implant connection	RB/WB 3.5-6.5	RB/WB 3.5-6.5	WB 5.0-6.5	WB 5.0-6.5
Chimney height	3.5-6.5	3.5-6.5	3.5-6.5	3.5-6.5
Gingiva height	1.1 mm	2.5 mm	1.0 mm	2.5 mm
Placement instrument	Ball Torx	Ball Torx	Ball Torx	Ball Torx
Abutment screw	LX 61	LX 61	LX 61	LX 61
Article No. Type 2	LX 1600-2-SF	LX 1700-2-SF	LX 1610-2-SF	LX 1710-2-SF
Please note:	To screw in the titanium base ASC Flex you need the Placement instrument Ball-Torx M 03-8, M 10-8 or 6-13-06. To select the desired direction of the angled screw channel, please consider the Instruction for use.			

Modelling cap set

- burn-out plastic
- Scope of Delivery: four chimney heights



Modelling cap set straight	6-09-13	6-09-01	6-09-01	6-09-13
Modelling cap set angled	6-09-14	6-09-02	6-09-02	6-09-14

AB	IPS
AT	K
B	L
BS	LX
C	MG
CX	N
D	NE
DT	OT
E	R
EV	S
F	T
GM	Y
H	Nov/Opt
I	Tools

Titanium base ASC Flex rotating

- angled screw channel
- Titanium
- incl. abutment screw
- Recommended torque: 35 Ncm

NEW **NEW**




Implant connection	RB/WB 3.5-6.5	WB 5.0-6.5
Chimney height	3.5-6.5	3.5-6.5
Gingiva height	1.0 mm	0.9 mm
Placement instrument	Ball Torx	Ball Torx
Abutment screw	LX 62	LX 62
Article No.	LX 1800	LX 1810

Please note: To screw in the titanium base ASC Flex you need the Placement instrument Ball-Torx M 03-8, M 10-8 or 6-13-06.

Modelling cap set

- burn-out plastic
- Scope of Delivery: four chimney heights



Modelling cap set straight	6-09-13	6-09-01
Modelling cap set angled	6-09-14	6-09-02

PreFace abutment Titanium

- incl. abutment screw
- Recommended torque: 35 Ncm

NEW **NEW**




Implant connection	RB/WB 3.5-6.5	WB 5.0-6.5
Diameter	11.5 mm	11.5 mm
Placement instrument	Torx	Torx
Abutment screw	LX 60	LX 60
Laboratory screw	LX 60 L	LX 60 L
Article No.	LX 9000-R	LX 9010-R

PreFace abutment CrCo alloy / CTE 14.1

- incl. abutment screw
- Recommended torque: 35 Ncm

NEW **NEW**



Implant connection	RB/WB 3.5-6.5	WB 5.0-6.5
Diameter	11.5 mm	11.5 mm
Placement instrument	Torx	Torx
Abutment screw	LX 60	LX 60
Laboratory screw	LX 60 L	LX 60 L
Article No.	LX 9800-R	LX 9810-R



TI-Forms-Abutment for M-Series

- Titanium
- incl. abutment screw
- Recommended torque: 35 Ncm



Implant connection	RB/WB 3.5-6.5	WB 5.0-6.5
Diameter	11.5 mm	11.5 mm
Placement instrument	Torx	Torx
Abutment screw	LX 60	LX 60
Laboratory screw	LX 60 L	LX 60 L
Article No.	LX 9000-ST	LX 9010-ST
Please note:	This is used with Straumann/M-series.	

AB	IPS
AT	K
B	L
BS	LX
C	MG
CX	N
D	NE
DT	OT
E	R
EV	S
F	T
GM	Y
H	Nov/Opt
I	Tools

MG-Series



The MG-Series abutments are compatible with

MegaGen AnyRidge®*

DETAILED VIEW

Exact view of the direction of the angulation (indexing) of all angled abutments.



Type 1

angled over flat

*is a registered trademark of an independent third party



AB	IPS
AT	K
B	L
BS	LX
C	MG
CX	N
D	NE
DT	OT
E	R
EV	S
F	T
GM	Y
H	Nov/Opt
I	Tools

Laboratory implant

• Titanium



Implant connection	D 3.5-8.0	D 3.5-8.0
Type		CADCAM
Placement instrument		MG 80 T
Article No.	MG 50	MG 80

Placement instrument laboratory implant CADCAM

• Stainless steel



Implant connection	D 3.5-8.0
Article No.	MG 80 T

Abutment screw

• Titanium



Placement instrument	Hex 1.2	Ball Torx	Hex 1.2
Article No.	MG 60	MG 61	MG 62

Please note: The correct choice of the abutment screw is stated with the respective abutment in the catalogue.

Laboratory screw

• red coated



Article No.	MG 60 L	MG 61 L	MG 62 L
-------------	----------------	----------------	----------------

Please note: The correct choice of the laboratory screw is stated with the respective abutment in the catalogue.

Scanbody

• Titanium
• specially coated
• incl. retention screw



Implant connection	D 3.5-8.0
retention screw	MG 60 SB
Article No.	MG 1400-L

Please note: The Scanbody is sterilisable and for intra-oral scanning.

Titanium base ASC Flex

- angled screw channel
- Titanium
- incl. abutment screw
- Type SF = Screw channel angled over the flat of the scanbody Type
- Recommended torque: 30 Ncm




Implant connection	D 3.5-8.0	D 3.5-8.0
Chimney height	3.5-6.5	3.5-6.5
Gingiva height	1.0 mm	2.5 mm
Placement instrument	Ball Torx	Ball Torx
Abutment screw	MG 61	MG 61
Article No. Type 1	MG 1600-1-SF	MG 1700-1-SF

Please note: To screw in the titanium base ASC Flex you need the Placement instrument Ball-Torx M 03-8, M 10-8 or 6-13-06. To select the desired direction of the angled screw channel, please consider the Instruction for use.

Modelling cap set

- burn-out plastic
- Scope of Delivery: four chimney heights



Modelling cap set straight	6-09-01	6-09-01
Modelling cap set angled	6-09-02	6-09-02

Titanium base ASC Flex rotating

- angled screw channel
- Titanium
- incl. abutment screw
- Recommended torque: 30 Ncm



Implant connection	D 3.5-8.0
Chimney height	3.5-6.5
Gingiva height	1.0 mm
Placement instrument	Ball Torx
Abutment screw	MG 61
Article No.	MG 1800

Please note: To screw in the titanium base ASC Flex you need the Placement instrument Ball-Torx M 03-8, M 10-8 or 6-13-06.

Modelling cap set

- burn-out plastic
- Scope of Delivery: four chimney heights



Modelling cap set straight	6-09-01
Modelling cap set angled	6-09-02

AB	IPS
AT	K
B	L
BS	LX
C	MG
CX	N
D	NE
DT	OT
E	R
EV	S
F	T
GM	Y
H	Nov/Opt
I	Tools

**PreFace abutment
Titanium**

- incl. abutment screw
- Recommended torque: 30 Ncm



Implant connection	D 3.5-8.0
Diameter	11.5 mm
Placement instrument	Hex 1,2
Abutment screw	MG 60
Laboratory screw	MG 60 L
Article No.	MG 9000-R

**PreFace abutment
CrCo alloy / CTE 14.1**

- incl. abutment screw
- Recommended torque: 30 Ncm



Implant connection	D 3.5-8.0
Diameter	11.5 mm
Placement instrument	Hex 1,2
Abutment screw	MG 60
Laboratory screw	MG 60 L
Article No.	MG 9800-R

**TI-Forms-Abutment for
M-Series**

- Titanium
- incl. abutment screw
- Recommended torque: 30 Ncm



Implant connection	D 3.5-8.0
Diameter	11.5 mm
Placement instrument	Hex 1,2
Abutment screw	MG 60
Laboratory screw	MG 60 L
Article No.	MG 9000-ST

Please note: This is used with Straumann/M-series.



Multi-unit abutment straight

- Titanium
- Sterile packaged
- Recommended torque: 30 Ncm



Implant connection	D 3.5-8.0	D 3.5-8.0	D 3.5-8.0
Gingiva height	1.5 mm	3.5 mm	5.5 mm
Placement instrument	M 11-11	M 11-11	M 11-11
Article No.	MG 8000	MG 8001	MG 8002

Please note: To screw in the Multi-unit abutment straight you need the Placement instrument M 11-11.

Multi-unit abutment angled 17°

- Titanium
- Sterile packaged
- incl. abutment screw
- Recommended torque: 30 Ncm



Implant connection	D 3.5-8.0	D 3.5-8.0	D 3.5-8.0
Gingiva height (mm)	1.1/2.5	2.1/3.5	4.1/5.5
Placement instrument	Hex 1,2	Hex 1,2	Hex 1,2
Abutment screw	MG 62	MG 62	MG 62
Article No.	MG 8100	MG 8101	MG 8102

Multi-unit abutment angled 30°

- Titanium
- Sterile packaged
- incl. abutment screw
- Recommended torque: 30 Ncm



Implant connection	D 3.5-8.0	D 3.5-8.0	D 3.5-8.0
Gingiva height (mm)	0.6/3.0	1.6/4.0	3.1/5.5
Placement instrument	Hex 1,2	Hex 1,2	Hex 1,2
Abutment screw	MG 62	MG 62	MG 62
Article No.	MG 8300	MG 8301	MG 8302

Multi-unit bridge screw

- Material: Titanium
- Recommended torque: 15 Ncm



Placement instrument	Ball Torx	Hex 1,2
Article No.	6-31-01	MG 8501

AB	IPS
AT	K
B	L
BS	LX
C	MG
CX	N
D	NE
DT	OT
E	R
EV	S
F	T
GM	Y
H	Nov/Opt
I	Tools

Multi-unit prosthetic components

- Recommended torque: 15 Ncm
- titanium base / titanium cap: incl. bridge screw
Material: Titanium
- modelling sleeve: without Bridge screw
Material: Tecanat (PC)



Description	titanium base ASC	titanium base Hex 1,2	titanium cap Flex	modelling sleeve
Placement instrument	Ball Torx	Hex 1,2	Hex 1,2	
Screw	6-31-01	MG 8501	MG 8501	
Article No.	6-31-02	MG 8508	MG 8519	8510

Please note: The Multi-unit modelling sleeve can be used with the Multi-unit titanium base and Multi-unit titanium cap.

Multi-unit prosthetic components

- incl. bridge screw
- Recommended torque: 15 Ncm
- Material gold cap, castable: Au 60%; Pd 20%; Pt 19%; Ir 1%
- Material CoCr cap: CrCo alloy / CTE 14.1



Description	gold cap, castable	CoCr cap
Placement instrument	Hex 1,2	Hex 1,2
Screw	MG 8501	MG 8501
Article No.	MG 8506	MG 8507

Multi-unit screw patrix

- Material MedentiLOC: Titanium TiN coated
- Material Novaloc: Titanium ADLC coated
- Recommended torque: 15 Ncm



Description	MedentiLOC	Novaloc
Placement instrument	Hex 1,2	Hex 1,2
Article No.	MG 8517	MG 8518

Multi-unit scanbody

- Titanium specially coated
- incl. bridge screw



Version	straight	angled
Placement instrument	Hex 1,2	Hex 1,2
Screw	MG 8501	MG 8501
Article No.	MG 8500	MG 8513

Please note: The Scanbody is sterilisable and for intra-oral scanning.



Multi-unit Laboratory implant

- Titanium



Version	straight	angled	angled
Type		17°	30°
Article No.	8504	8514-17	8514-30

Multi-unit Laboratory implant CAD/CAM

- Titanium



Version	straight	angled	angled
Type		17°	30°
Placement instrument	M 11-11	8515 T	8515 T
Article No.	8509	8515-17	8515-30

Multi-unit accessories

- Material placement instrument: Stainless steel
- Material cover cap: Titanium
- Material implant pick-up: Titanium
- Placement instrument laboratory implant: Stainless steel



Description	Placement instrument	cover cap	implant pick-up	Placement instrument laboratory implant
Article No.	M 11-11	MG 8502	MG 8503	8515 T

MedentiLOC abutment straight

- Titanium
- TiN coated
- Recommended torque: 30 Ncm



Implant connection	D 3.5-8.0	D 3.5-8.0	D 3.5-8.0	D 3.5-8.0	D 3.5-8.0
Gingiva height	1.0 mm	2.0 mm	3.0 mm	4.0 mm	5.0 mm
Placement instrument	Hex 1,26	Hex 1,26	Hex 1,26	Hex 1,26	Hex 1,26
Article No.	MG 2000	MG 2100	MG 2200	MG 2300	MG 2400

Please note: To screw in the straight MedentiLOC abutments you need the Placement instrument hex 1,26 mm M 03-1 or M 10-1 / M 09-1 or M 11-1.

AB	IPS
AT	K
B	L
BS	LX
C	MG
CX	N
D	NE
DT	OT
E	R
EV	S
F	T
GM	Y
H	Nov/Opt
I	Tools

Novaloc Processing package

- Matrix housing, titanium/PEEK
- Retention insert white
Retention force: light
- Retention insert yellow
Retention force: medium
- Retention insert green
Retention force: strong
- Mounting collar, silicone
- 2 pcs per package
- incl. mounting insert



Material matrix housing	Titanium	PEEK
Article No.	2010.601-NOV	2010.611-NOV
Please note:	The entire product overview is available in section Novaloc.	

MedentiLOC Laboratory implant

- Stainless steel



Version	straight
Article No.	56

Novaloc abutment straight


- Titanium
- ADLC coated
- Recommended torque: 30 Ncm



Implant connection	D 3.5-8.0	D 3.5-8.0	D 3.5-8.0	D 3.5-8.0	D 3.5-8.0
Gingiva height	1.0 mm	2.0 mm	3.0 mm	4.0 mm	5.0 mm
Placement instrument	Hex 1.2	Hex 1.2	Hex 1.2	Hex 1.2	Hex 1.2
Article No.	MG 6000	MG 6100	MG 6200	MG 6300	MG 6400

Novaloc Processing package

- Matrix housing, titanium/PEEK
- Retention insert white
Retention force: light
- Retention insert yellow
Retention force: medium
- Retention insert green
Retention force: strong
- Mounting collar, silicone
- 2 pcs per package
- incl. mounting insert



Material matrix housing	Titanium	PEEK
Article No.	2010.601-NOV	2010.611-NOV
Please note:	The entire product overview is available in section Novaloc.	

Novaloc Laboratory implant

- Stainless steel



Version	straight
Article No.	58

Optiloc abutment straight

- Titanium
- ADLC coated
- Recommended torque: 30 Ncm



Implant connection	D 3.5-8.0	D 3.5-8.0	D 3.5-8.0	D 3.5-8.0	D 3.5-8.0
Gingiva height	1.0 mm	2.0 mm	3.0 mm	4.0 mm	5.0 mm
Placement instrument	M 59 / M 79	M 59 / M 79	M 59 / M 79	M 59 / M 79	M 59 / M 79
Article No.	MG 5000	MG 5100	MG 5200	MG 5300	MG 5400

Optiloc Processing package

- Matrix housing, titanium
- Retention insert white
Retention force: light
- Retention insert yellow
Retention force: medium
- Retention insert green
Retention force: strong
- Mounting collar, silicone
- 2 pcs per package



Material matrix housing	Titanium
Article No.	5202.0001-OPT
Please note:	The entire product overview is available in section Optiloc.

Placement instrument Optiloc abutment

- Stainless steel



Version	Manual and ratchet	Contra-angle
Article No.	M 59	M 79

Optiloc Model Analog


- Material: Al



Version	Model Analog
Article No.	2102.0024-OPT

AB	IPS
AT	K
B	L
BS	LX
C	MG
CX	N
D	NE
DT	OT
E	R
EV	S
F	T
GM	Y
H	Nov/Opt
I	Tools

N-Series



The N-Series abutments are compatible with

Straumann Tissue Level

DETAILED VIEW

Exact view of the direction of the angulation (indexing) of all angled abutments.



Type 1

angled over flat



Type 2

angled over corner



AB

AT

B

BS

C

CX

D

DT

E

EV

F

GM

H

I

IPS

K

L

LX

MG

N

NE

OT

R

S

T

Y

Nov/Opt

Tools

Implant pick-up Open tray

- incl. retention screw
- Titanium



Implant connection	RN 4.8	RN 4.8	WN 6.5	WN 6.5
Version	short	long	short	long
Article No.	N 11	N 21	N 12	N 22

Implant pick-up Closed tray

- incl. abutment screw
- incl. Positioning cap
- Titanium



Implant connection	NNC 3.5	RN 4.8	WN 6.5
Article No.	N 33	N 31	N 32

Laboratory implant

- Titanium



Implant connection	NNC 3.5	NNC 3.5	RN 4.8	RN 4.8
Type		CADCAM		CADCAM
Placement instrument		N 83 T		N 81 T
Article No.	N 53	N 83	N 51	N 81

Laboratory implant

- Titanium



Implant connection	WN 6.5	WN 6.5
Type		CADCAM
Placement instrument		N 82 T
Article No.	N 52	N 82

Placement instrument laboratory implant CADCAM

- Stainless steel



Implant connection	NNC 3.5	RN 4.8	WN 6.5
Article No.	N 83 T	N 81 T	N 82 T



Abutment screw

• Titanium



Placement instrument	Torx	Torx	Ball Hex	Torx	Ball Torx
Article No.	N 61	N 62	N 64	N 65	N 66

Please note: The correct choice of the abutment screw is stated with the respective abutment in the catalogue.

Abutment screw

• Titanium



Placement instrument	Ball Torx	Ball Torx
Article No.	N 67	N 68

Please note: The correct choice of the abutment screw is stated with the respective abutment in the catalogue.

Laboratory screw

• red coated



Article No.	N 61 L	N 62 L	N 65 L
-------------	---------------	---------------	---------------

Please note: The correct choice of the laboratory screw is stated with the respective abutment in the catalogue.

Temporary abutment

• Titanium
• incl. abutment screw
• Recommended torque: 35 Ncm



Implant connection	NNC 3.5	RN 4.8	WN 6.5
Placement instrument	Torx	Torx	Torx
Abutment screw	N 65	N 62	N 62
Laboratory screw	N 65 L	N 62 L	N 62 L
Article No.	N 3530	N 3510	N 3520

Temporary abutment rotating

• Titanium
• incl. abutment screw
• Recommended torque: 35 Ncm



Implant connection	NNC 3.5	RN 4.8	WN 6.5
Placement instrument	Torx	Torx	Torx
Abutment screw	N 65	N 62	N 62
Laboratory screw	N 65 L	N 62 L	N 62 L
Article No.	N 3730	N 3710	N 3720

AB	IPS
AT	K
B	L
BS	LX
C	MG
CX	N
D	NE
DT	OT
E	R
EV	S
F	T
GM	Y
H	Nov/Opt
I	Tools

Standard abutment straight

- Titanium
- incl. abutment screw
- Recommended torque: 35 Ncm



Implant connection	RN 4.8	RN 4.8	WN 6.5
Gingiva height	0 mm	0 mm	0 mm
Diameter	3.5 mm	3.5 mm	4.3 mm
Placement instrument	Torx	Torx	Torx
Abutment screw	N 61	N 61	N 61
Laboratory screw	N 61 L	N 61 L	N 61 L
Article No.	N 110	N 110L	N 120

Standard abutment angled 16°

- Titanium
- incl. abutment screw
- Type 1 = angled over flat
- Type 2 = angled over corner
- Recommended torque: 35 Ncm



Implant connection	RN 4.8	WN 6.5
Gingiva height	0 mm	0 mm
Diameter	3.5 mm	4.3 mm
Placement instrument	Torx	Torx
Abutment screw	N 61	N 61
Laboratory screw	N 61 L	N 61 L
Article No. Type 1	N 210-1	N 220-1
Article No. Type 2	N 210-2	N 220-2

Standard abutment angled 21°

- Titanium
- incl. abutment screw
- Type 1 = angled over flat
- Type 2 = angled over corner
- Recommended torque: 35 Ncm



Implant connection	RN 4.8
Gingiva height	0 mm
Diameter	3.5 mm
Placement instrument	Torx
Abutment screw	N 61
Laboratory screw	N 61 L
Article No. Type 1	N 210-1-21
Article No. Type 2	N 210-2-21



Castable gold abutment

- Au 60%; Pd 20%; Pt 19%; Ir 1%
- Cast-on
- incl. abutment screw
- Recommended torque: 35 Ncm



Implant connection	RN 4.8	WN 6.5
Gold weight (g)	0,44	0,92
Placement instrument	Torx	Torx
Abutment screw	N 62	N 62
Laboratory screw	N 62 L	N 62 L
Article No.	N 310	N 320

Castable gold abutment rotating

- Au 60%; Pd 20%; Pt 19%; Ir 1%
- Cast-on
- incl. abutment screw
- Recommended torque: 35 Ncm



Implant connection	RN 4.8	WN 6.5
Gold weight (g)	0,42	0,89
Placement instrument	Torx	Torx
Abutment screw	N 62	N 62
Laboratory screw	N 62 L	N 62 L
Article No.	N 310 R	N 320 R

Castable CoCr abutment

- CrCo alloy / CTE 14.1
- Cast-on
- incl. abutment screw
- Recommended torque: 35 Ncm



Implant connection	RN 4.8	WN 6.5
Placement instrument	Torx	Torx
Abutment screw	N 62	N 62
Laboratory screw	N 62 L	N 62 L
Article No.	N 710	N 720

Please note: The Castable CoCr abutment may be cast on with NPM alloys where as the liquidus temperature does not exceed 1420°C.

AB	IPS
AT	K
B	L
BS	LX
C	MG
CX	N
D	NE
DT	OT
E	R
EV	S
F	T
GM	Y
H	Nov/Opt
I	Tools

Castable CoCr abutment rotating

- CrCo alloy / CTE 14.1
- Cast-on
- incl. abutment screw
- Recommended torque: 35 Ncm



Implant connection	RN 4.8	WN 6.5
Placement instrument	Torx	Torx
Abutment screw	N 62	N 62
Laboratory screw	N 62 L	N 62 L
Article No.	N 710 R	N 720 R

Please note: The Castable CoCr abutment may be cast on with NPM alloys where as the liquidus temperature does not exceed 1420°C.

Solid abutment

- Titanium
- incl. abutment screw
- Recommended torque: 35 Ncm



Implant connection	RN 4.8	WN 6.5
Gingiva height	0 mm	0 mm
Diameter	4.8 mm	6.5 mm
Placement instrument	Torx	Torx
Abutment screw	N 62	N 62
Laboratory screw	N 62 L	N 62 L
Article No.	N 410	N 420

Please note: The Solid abutment will be delivered additional with Laboratory screw.

Solid abutment 1-piece

- Titanium
- (for use by dentists only)
- Recommended torque: 35 Ncm



Implant connection	RN 4.8	RN 4.8	RN 4.8	WN 6.5	WN 6.5
Height	4.0 mm	5.5 mm	7.0 mm	4.0 mm	5.5 mm
Diameter	3.5 mm	3.5 mm	3.5 mm	4.3 mm	4.3 mm
Article No.	N 110-40	N 110-55	N 110-70	N 120-40	N 120-55

Laboratory implant

- Aluminium
- Solid abutment



Implant connection	RN 4.8	RN 4.8	RN 4.8	WN 6.5	WN 6.5
Article No.	N 51-40	N 51-55	N 51-70	N 52-40	N 52-55



Scanbody

- Titanium
- specially coated
- incl. retention screw

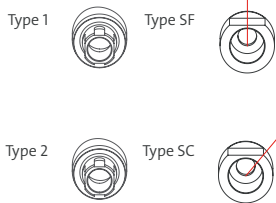


Implant connection	NNC 3.5	RN 4.8	WN 6.5
retention screw	N 65 SB	N 62 SB	N 62 SB
Article No.	N 1430	N 1410	N 1420

Please note: The Scanbody is sterilisable and for intra-oral scanning.

Titanium base ASC Flex

- angled screw channel
- Titanium
- incl. abutment screw
- Type SF = Screw channel angled over the flat of the scanbody Type
- Type SC = Screw channel angled over the right corner of the scanbody
- Recommended torque: 35 Ncm



Implant connection	NNC 3.5
Chimney height	3.5-6.5
Gingiva height	0.6 mm
Placement instrument	Ball Torx
Abutment screw	N 68
Article No. Type 1	N 1630-1-SF
Article No. Type 2	N 1630-2-SC

Please note: To screw in the titanium base ASC Flex you need the Placement instrument Ball-Torx M 03-8, M 10-8 or 6-13-06. To select the desired direction of the angled screw channel, please consider the Instruction for use.

Modelling cap set

- burn-out plastic
- Scope of Delivery: four chimney heights




Modelling cap set straight	6-09-01
Modelling cap set angled	6-09-02

AB	IPS
AT	K
B	L
BS	LX
C	MG
CX	N
D	NE
DT	OT
E	R
EV	S
F	T
GM	Y
H	Nov/Opt
I	Tools

Titanium base ASC Flex

- angled screw channel
- Titanium
- incl. abutment screw
- Type SF = Screw channel angled over the flat of the scanbody Type
- Recommended torque: 35 Ncm




Implant connection	RN 4.8	WN 6.5
Chimney height	3.5-6.5	3.5-6.5
Gingiva height	0.4 mm	0.4 mm
Placement instrument	Ball Torx	Ball Torx
Abutment screw	N 67	N 67
Article No.	N 1610-1-SF	N 1620-1-SF

Please note: To screw in the titanium base ASC Flex you need the Placement instrument Ball-Torx M 03-8, M 10-8 or 6-13-06. To select the desired direction of the angled screw channel, please consider the Instruction for use.

Modelling cap set

- burn-out plastic
- Scope of Delivery: four chimney heights



Modelling cap set straight	6-09-39	6-09-41
Modelling cap set angled	6-09-40	6-09-42

Titanium base ASC Flex rotating

- angled screw channel
- Titanium
- incl. abutment screw
- Recommended torque: 35 Ncm



Implant connection	NNC 3.5	RN 4.8	WN 6.5
Chimney height	3.5-6.5	3.5-6.5	3.5-6.5
Gingiva height	0.6 mm	0.4 mm	0.4 mm
Placement instrument	Ball Torx	Ball Torx	Ball Torx
Abutment screw	N 68	N 67	N 67
Article No.	N 1830	N 1810	N 1820

Please note: To screw in the titanium base ASC Flex you need the Placement instrument Ball-Torx M 03-8, M 10-8 or 6-13-06.

Modelling cap set

- burn-out plastic
- Scope of Delivery: four chimney heights



Modelling cap set straight	6-09-01	6-09-39	6-09-41
Modelling cap set angled	6-09-02	6-09-40	6-09-42



**Titanium base
2nd Generation**

- Titanium
- incl. abutment screw
- Recommended torque: 35 Ncm



	■	■	■	■
Implant connection	NNC 3.5	NNC 3.5	RN 4.8	RN 4.8
Chimney height	3.5 mm	5.5 mm	3.5 mm	5.5 mm
Gingiva height	0.6 mm	0.6 mm	0.1 mm	0.1 mm
Placement instrument	Torx	Torx	Torx	Torx
Abutment screw	N 65	N 65	N 62	N 62
Laboratory screw	N 65 L	N 65 L	N 62 L	N 62 L
Article No.	N 1030	N 1130	N 1010	N 1110

**Titanium base
2nd Generation**

- Titanium
- incl. abutment screw
- Recommended torque: 35 Ncm



Implant connection	WN 6.5	WN 6.5
Chimney height	3.5 mm	5.5 mm
Gingiva height	0.1 mm	0.1 mm
Placement instrument	Torx	Torx
Abutment screw	N 62	N 62
Laboratory screw	N 62 L	N 62 L
Article No.	N 1020	N 1120

**Titanium base Bridges/
bars 2nd Generation**

- rotating
- Titanium
- incl. abutment screw
- Recommended torque: 35 Ncm



	■	■	
Implant connection	NNC 3.5	RN 4.8	WN 6.5
Chimney height	3.5 mm	3.5 mm	3.5 mm
Gingiva height	0.35 mm	0.1 mm	0.1 mm
Placement instrument	Torx	Torx	Torx
Abutment screw	N 65	N 62	N 62
Laboratory screw	N 65 L	N 62 L	N 62 L
Article No.	N 1530	N 1510	N 1520

	AB	IPS
	AT	K
	B	L
	BS	LX
	C	MG
	CX	N
	D	NE
	DT	OT
	E	R
	EV	S
	F	T
	GM	Y
	H	Nov/Opt
I	Tools	

**PreFace abutment
Titanium**

- incl. abutment screw
- Recommended torque: 35 Ncm



	■	■	■		
Implant connection	NNC 3.5	RN 4.8	RN 4.8	WN 6.5	WN 6.5
Diameter	11.5 mm	11.5 mm	16.0 mm	11.5 mm	16.0 mm
Placement instrument	Torx	Torx	Torx	Torx	Torx
Abutment screw	N 65	N 62	N 62	N 62	N 62
Laboratory screw	N 65 L	N 62 L	N 62 L	N 62 L	N 62 L
Article No.	N 9030-R	N 9010-R	N 9010-16R	N 9020-R	N 9020-16R

**PreFace abutment
CrCo alloy / CTE 14.1**

- incl. abutment screw
- Recommended torque: 35 Ncm



	■	■	
Implant connection	NNC 3.5	RN 4.8	WN 6.5
Diameter	11.5 mm	16.0 mm	16.0 mm
Placement instrument	Torx	Torx	Torx
Abutment screw	N 65	N 62	N 62
Laboratory screw	N 65 L	N 62 L	N 62 L
Article No.	N 9830-R	N 9810-16R	N 9820-16R

**TI-Forms-Abutment for
M-Series**

- Titanium
- incl. abutment screw
- Recommended torque: 35 Ncm



	■	■	
Implant connection	NNC 3.5	RN 4.8	WN 6.5
Diameter	11.5 mm	11.5 mm	11.5 mm
Placement instrument	Torx	Torx	Torx
Abutment screw	N 65	N 62	N 62
Laboratory screw	N 65 L	N 62 L	N 62 L
Article No.	N 9030-ST	N 9010-ST	N 9020-ST

Please note: This is used with Straumann/M-series.

**MedentiBASE abutment
straight**

- Titanium
- Recommended torque: 35 Ncm






	■	■	■	■	■
Implant connection	NNC 3.5	NNC 3.5	NNC 3.5	NNC 3.5	NNC 3.5
Gingiva height	0.5 mm	1.5 mm	2.5 mm	3.5 mm	4.5 mm
Article No.	N 4030	N 4130	N 4230	N 4330	N 4430




MedentiBASE bridge screw

- Titanium
- Recommended torque: 15 Ncm

			
Placement instrument	Ball Torx	Torx	Torx
Article No.	6-28-01	N 7600	NNC 7600

MedentiBASE prosthetic components

- 6-28-02 MedentiBASE titanium base ASC incl. bridge screw
- NNC 4730 MedentiBASE titanium cap Flex incl. bridge screw
- NNC 4840 MedentiBASE titanium base incl. bridge screw
- Recommended torque: 15 Ncm

			
Material	titanium base ASC	titanium cap flex	titanium base
Article No.	6-28-02	NNC 4730	NNC 4840





MedentiBASE prosthetic components

- NNC 4710 MedentiBASE plastic cap incl. bridge screw
- NNC 4720 MedentiBASE gold cap, castable incl. bridge screw
- Recommended torque: 15 Ncm
- Material plastic cap: Tecanat (PC)
- Material gold cap, castable: Au 60%; Pd 20%; Pt 19%; Ir 1%

		
Description	plastic cap	gold cap, castable
Placement instrument	Torx	Torx
Screw	NNC 7600	NNC 7600
Article No.	NNC 4710	NNC 4720

MedentiBASE Prosthetic components for passive fit

- incl. bridge screw
- Recommended torque: 15 Ncm
- adhesive cap Material: Titanium
- adhesive casing incl. Modelling screw

				
Description	adhesive cap	adhesive casing	adhesive cap	adhesive casing
Version	Short	Short	Long	Long
Placement instrument	Torx		Torx	
Abutment screw	NNC 7600		NNC 7600	
Article No.	NNC 4800	NNC 4810	NNC 4820	NNC 4830

MedentiBASE scanbody

- Titanium specially coated
- incl. bridge screw

	
Article No.	NNC 4900

Please note: The Scanbody is sterilisable and for intra-oral scanning.

AB	IPS
AT	K
B	L
BS	LX
C	MG
CX	N
D	NE
DT	OT
E	R
EV	S
F	T
GM	Y
H	Nov/Opt
I	Tools

MedentiBASE accessories

- Material cover cap: Titanium
- Material implant pick-up: Titanium
- Material laboratory implant: Titanium
- Material laboratory implant: Stainless steel
- Material placement instrument: Stainless steel



Description	cover cap	implant pick-up	Laboratory implant	Laboratory implant CAD-CAM	Placement instrument
Placement instrument				M 11-6	
Article No.	NNC 4610	NNC 4620	4630	80	M 11-6

MedentiBASE abutment straight

- Titanium
- Recommended torque: 35 Ncm



Implant connection	RN 4.8
Gingiva height	0 mm
Article No.	N 4010

MedentiBASE prosthetic components

- incl. bridge screw
- Recommended torque: 15 Ncm
- titanium base / titanium cap: incl. bridge screw
- Material: Titanium
- Material scanbody: Titanium



Description	titanium cap Flex
Placement instrument	Torx
Abutment screw	N 7600
Article No.	N 4730

MedentiBASE prosthetic components

- incl. bridge screw
- Material plastic coping: Tecanat (PC)
- Material HSL coping: Au 60%; Pd 20%; Pt 19%; Ir 1%



Description	plastic cap	gold cap, castable
Article No.	N 4710	N 4720



MedentiBASE Prosthetic components for passive fit

- incl. bridge screw
- Recommended torque: 15 Ncm
- adhesive cap Material: Titanium
- adhesive casing incl. Modelling screw

Description



	adhesive cap	adhesive casing
Version	Short	Short
Placement instrument	Torx	
Abutment screw	N 7600	
Article No.	N 4800	N 4810

MedentiBASE scanbody

- Titanium specially coated
- incl. bridge screw



Article No.

N 4900

Please note: The Scanbody is sterilisable and for intra-oral scanning.

MedentiBASE accessories

- M 11-6 Placement instrument MedentiBASE abutment
- N 51 Laboratory implant
- N 81 Laboratory implant CAD/CAM
- N 11 Implant pick-up Open tray



Placement instrument

N 81 T

Article No.	M 11-6	N 51	N 81	N 11
--------------------	---------------	-------------	-------------	-------------

Multi-unit abutment straight

- Titanium
- Sterile packaged
- Recommended torque: 35 Ncm



Implant connection

RN 4.8

Gingiva height

0.9 mm

Placement instrument

M 11-11

Article No.

N 8010

Please note: To screw in the Multi-unit abutment straight you need the Placement instrument

M 11-11.

AB	IPS
AT	K
B	L
BS	LX
C	MG
CX	N
D	NE
DT	OT
E	R
EV	S
F	T
GM	Y
H	Nov/Opt
I	Tools

Multi-unit abutment straight

- Titanium
- Sterile packaged
- Recommended torque: 35 Ncm



Implant connection	WN 6.5
Gingiva height	1.2 mm
Placement instrument	M 11-11
Article No.	N 8020

Please note: To screw in the Multi-unit abutment straight you need the Placement instrument M 11-11.

Multi-unit bridge screw

- Material: Titanium
- Recommended torque: 15 Ncm



Placement instrument	Ball Torx	Torx
Article No.	6-31-01	N 8501

Multi-unit prosthetic components

- Recommended torque: 15 Ncm
- titanium base / titanium cap: incl. bridge screw
Material: Titanium
- modelling sleeve: without Bridge screw
Material: Tecanat (PC)



Description	titanium base ASC	titanium base Torx	titanium cap Flex	modelling sleeve
Placement instrument	Ball Torx	Torx	Torx	
Screw	6-31-01	N 8501	N 8501	
Article No.	6-31-02	N 8508	N 8519	8510

Please note: The Multi-unit modelling sleeve can be used with the Multi-unit titanium base and Multi-unit titanium cap.

Multi-unit prosthetic components

- incl. bridge screw
- Recommended torque: 15 Ncm
- Material gold cap, castable: Au 60%; Pd 20%; Pt 19%; Ir 1%
- Material CoCr cap: CrCo alloy / CTE 14.1



Description	gold cap, castable	CoCr cap
Placement instrument	Torx	Torx
Screw	N 8501	N 8501
Article No.	N 8506	N 8507



Multi-unit screw patrix

- Material MedentiLOC:
Titanium TiN coated
- Material Novaloc:
Titanium ADLC coated
- Recommended torque: 15 Ncm



Description	MedentiLOC	Novaloc
Placement instrument	Torx	Torx
Article No.	N 8517	N 8518

Multi-unit scanbody

- Titanium specially coated
- incl. bridge screw



Version	straight
Placement instrument	Torx
Screw	N 8501
Article No.	N 8500

Please note: The Scanbody is sterilisable and for intra-oral scanning.

Multi-unit Laboratory implant

- Titanium



Version	straight
Type	
Article No.	8504

Multi-unit Laboratory implant CAD/CAM

- Titanium



Version	straight
Type	
Article No.	8509

Placement instrument



Version	
Type	
Article No.	M 11-11

AB	IPS
AT	K
B	L
BS	LX
C	MG
CX	N
D	NE
DT	OT
E	R
EV	S
F	T
GM	Y
H	Nov/Opt
I	Tools






Multi-unit accessories

- N 8502 Multi-unit cover cap Torx
- N 8503 Multi-unit implant pick-up incl. retention screw
- M 11-11 Placement instrument Multi-unit abutment Manual and ratchet

			
Description	cover cap	implant pick-up	Placement instrument
Article No.	N 8502	N 8503	M 11-11






MedentiLOC abutment straight

- Titanium
- TiN coated
- Recommended torque: 35 Ncm

					
Implant connection	NNC 3.5	NNC 3.5	NNC 3.5	NNC 3.5	NNC 3.5
Gingiva height	1.0 mm	2.0 mm	3.0 mm	4.0 mm	5.0 mm
Placement instrument	Hex 1,26	Hex 1,26	Hex 1,26	Hex 1,26	Hex 1,26
Article No.	N 2030	N 2130	N 2230	N 2330	N 2430
Please note:	To screw in the straight MedentiLOC abutments you need the Placement instrument hex 1,26 mm M 03-1 or M 10-1 / M 09-1 or M 11-1.				

MedentiLOC abutment straight

- Titanium
- TiN coated
- Recommended torque: 35 Ncm






					
Implant connection	RN 4.8	RN 4.8	RN 4.8	RN 4.8	RN 4.8
Gingiva height	0.5 mm	1.5 mm	2.5 mm	3.5 mm	4.5 mm
Placement instrument	Hex 1,26	Hex 1,26	Hex 1,26	Hex 1,26	Hex 1,26
Article No.	N 2010	N 2110	N 2210	N 2310	N 2410
Please note:	To screw in the straight MedentiLOC abutments you need the Placement instrument hex 1,26 mm M 03-1 or M 10-1 / M 09-1 or M 11-1.				

MedentiLOC abutment angled 15°

- Titanium
- TiN coated
- incl. abutment screw
- Type 1 = angled over flat
- Recommended torque: 35 Ncm

Type 1



					
Implant connection	RN 4.8	RN 4.8	RN 4.8	RN 4.8	RN 4.8
Gingiva height (mm)	0.5/1.5	1.5/2.5	2.5/3.5	3.5/4.5	4.5/5.5
Placement instrument	Ball Hex	Ball Hex	Ball Hex	Ball Hex	Ball Hex
Abutment screw	N 64	N 64	N 64	N 64	N 64
Article No. Type 1	N 2510	N 2610	N 2710	N 2810	N 2910
Please note:	To screw in the angled MedentiLOC abutments you need the special Placement instrument Ball-Hex 1,26 mm M 03-7 or M 10-7.				



MedentiLOC abutment straight

- Titanium
- TiN coated
- Recommended torque: 35 Ncm



Implant connection	WN 6.5	WN 6.5	WN 6.5	WN 6.5	WN 6.5
Gingiva height	0.5 mm	1.5 mm	2.5 mm	3.5 mm	4.5 mm
Placement instrument	Hex 1,26	Hex 1,26	Hex 1,26	Hex 1,26	Hex 1,26
Article No.	N 2020	N 2120	N 2220	N 2320	N 2420

Please note: To screw in the straight MedentiLOC abutments you need the Placement instrument hex 1,26 mm M 03-1 or M 10-1 / M 09-1 or M 11-1.

Novaloc Processing package

- Matrix housing, titanium/PEEK
- Retention insert white
Retention force: light
- Retention insert yellow
Retention force: medium
- Retention insert green
Retention force: strong
- Mounting collar, silicone
- 2 pcs per package
- incl. mounting insert



Material matrix housing	Titanium	PEEK
Article No.	2010.601-NOV	2010.611-NOV

Please note: The entire product overview is available in section Novaloc.

Placement instrument MedentiLOC abutment, angled

- Stainless steel
- Ball Hex



Version	Contra-angle	Manual and ratchet
Article No.	M 03-7	M 10-7

MedentiLOC Laboratory implant

- Stainless steel



Version	straight	angled
Article No.	56	57

AB	IPS
AT	K
B	L
BS	LX
C	MG
CX	N
D	NE
DT	OT
E	R
EV	S
F	T
GM	Y
H	Nov/Opt
I	Tools

Novaloc abutment straight

- Titanium
- ADLC coated
- Recommended torque: 35 Ncm



Implant connection	NNC 3.5	NNC 3.5	NNC 3.5	NNC 3.5	NNC 3.5
Gingiva height	1.0 mm	2.0 mm	3.0 mm	4.0 mm	5.0 mm
Placement instrument	Torx	Torx	Torx	Torx	Torx
Article No.	N 6030	N 6130	N 6230	N 6330	N 6430

Please note: To screw in the straight Novaloc abutments you need the original Placement instrument of the respective series.

Novaloc abutment straight

- Titanium
- ADLC coated
- Recommended torque: 35 Ncm



Implant connection	RN 4.8	RN 4.8	RN 4.8	RN 4.8	RN 4.8
Gingiva height	1.0 mm	2.0 mm	3.0 mm	4.0 mm	5.0 mm
Placement instrument	Torx	Torx	Torx	Torx	Torx
Article No.	N 6010	N 6110	N 6210	N 6310	N 6410

Novaloc abutment angled 15°

- Titanium
- ADLC coated
- incl. abutment screw
- Type 1 = angled over flat
- Recommended torque: 35 Ncm

Type 1



Implant connection	RN 4.8	RN 4.8	RN 4.8	RN 4.8	RN 4.8
Gingiva height (mm)	0.5/1.5	1.5/2.5	2.5/3.5	3.5/4.5	4.5/5.5
Placement instrument	Ball Torx	Ball Torx	Ball Torx	Ball Torx	Ball Torx
Abutment screw	N 66	N 66	N 66	N 66	N 66
Article No.	N 6510	N 6610	N 6710	N 6810	N 6910

Please note: To screw in the angled Novaloc abutments you need the special Placement instrument Ball-Torx M 03-8 or M 10-8.

Novaloc Processing package

- Matrix housing, titanium/PEEK
- Retention insert white
Retention force: light
- Retention insert yellow
Retention force: medium
- Retention insert green
Retention force: strong
- Mounting collar, silicone
- 2 pcs per package
- incl. mounting insert



Material matrix housing	Titanium	PEEK
Article No.	2010.601-NOV	2010.611-NOV

Please note: The entire product overview is available in section Novaloc.



Placement instrument Ball Torx

- Stainless steel



Version	Contra-angle	Contra-angle	Manual and ratchet
Type	L 30 mm	long	long
Article No.	6-13-06	M 03-8	M 10-8

Novaloc Laboratory implant

- Stainless steel



Version	straight	angled
Article No.	58	59

Optiloc abutment straight

- Titanium
- ADLC coated
- Recommended torque: 35 Ncm



Implant connection	NNC 3.5	NNC 3.5	NNC 3.5	NNC 3.5	NNC 3.5
Gingiva height	1.0 mm	2.0 mm	3.0 mm	4.0 mm	5.0 mm
Placement instrument	M 59 / M 79	M 59 / M 79	M 59 / M 79	M 59 / M 79	M 59 / M 79
Article No.	N 5030	N 5130	N 5230	N 5330	N 5430

Optiloc abutment straight

- Titanium
- ADLC coated
- Recommended torque: 35 Ncm



Implant connection	RN 4.8	RN 4.8	RN 4.8	RN 4.8	RN 4.8
Gingiva height	1.0 mm	2.0 mm	3.0 mm	4.0 mm	5.0 mm
Placement instrument	M 59 / M 79	M 59 / M 79	M 59 / M 79	M 59 / M 79	M 59 / M 79
Article No.	N 5010	N 5110	N 5210	N 5310	N 5410

Optiloc Processing package

- Matrix housing, titanium
- Retention insert white
Retention force: light
- Retention insert yellow
Retention force: medium
- Retention insert green
Retention force: strong
- Mounting collar, silicone
- 2 pcs per package



Material matrix housing	Titanium
Article No.	5202.0001-OPT

Please note: The entire product overview is available in section Optiloc.

AB	IPS
AT	K
B	L
BS	LX
C	MG
CX	N
D	NE
DT	OT
E	R
EV	S
F	T
GM	Y
H	Nov/Opt
I	Tools

**Placement instrument
Optiloc abutment**

• Stainless steel



Version

Manual and
ratchet

Contra-angle

Article No.

M 59

M 79

Optiloc Model Analog

• Material: Al



Version

Model Analog

Article No.

2102.0024-OPT

**Planning abutment
straight**

• metal red coated



Implant connection

RN 4.8

WN 6.5

Gingiva height

0 mm

0 mm

Diameter

3.5 mm

4.3 mm

Article No.

NP 110

NP 120

**Planning abutment angled
16°**

- metal red coated
- Type 1 = angled over flat
- Type 2 = angled over corner



Implant connection

RN 4.8

WN 6.5

Gingiva height

0 mm

0 mm

Diameter

3.5 mm

4.3 mm

Article No. Type 1

NP 210-1

NP 220-1

Article No. Type 2

NP 210-2

NP 220-2



Planning abutment angled 21°

- metal red coated
- Type 1 = angled over flat
- Type 2 = angled over corner



Implant connection	RN 4.8
Gingiva height	0 mm
Diameter	3.5 mm
Article No. Type 1	NP 210-1-21
Article No. Type 2	NP 210-2-21

Planning abutment set

- 10 piece



Article No.	NPS
Content:	NP 100, NP 110, NP 120, NP 200, NP 210-1, NP 210-2, NP 210-1-21, NP 210-2-21, NP 220-1, NP 220-2

AB	IPS
AT	K
B	L
BS	LX
C	MG
CX	N
D	NE
DT	OT
E	R
EV	S
F	T
GM	Y
H	Nov/Opt
I	Tools

NE-Series

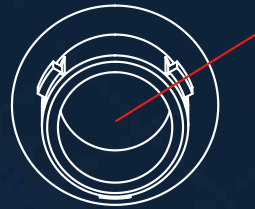


The NE-Series abutments are compatible with

Neoss^{®*}
ProActive^{®*}

DETAILED VIEW

Exact view of the direction of the angulation (indexing) of all angled abutments.



Type 2

angled over cam

*is a registered trademark of an independent third party



AB	IPS
AT	K
B	L
BS	LX
C	MG
CX	N
D	NE
DT	OT
E	R
EV	S
F	T
GM	Y
H	Nov/Opt
I	Tools

Laboratory implant

• Titanium



Implant connection	SP D 3.5-6.5	SP D 3.5-6.5
Type		CADCAM
Placement instrument		NE 80 T
Article No.	NE 50	NE 80

Placement instrument laboratory implant CADCAM

• Stainless steel



Implant connection	SP D 3.5-6.5
Article No.	NE 80 T

Abutment screw

• Titanium



Placement instrument	NEO	Ball Torx
Article No.	NE 60	NE 61

Please note: The correct choice of the abutment screw is stated with the respective abutment in the catalogue.

Laboratory screw

• red coated



Article No.	NE 60 L	NE 61 L
-------------	---------	---------

Please note: The correct choice of the laboratory screw is stated with the respective abutment in the catalogue.

Scanbody

• Titanium
• specially coated
• incl. retention screw



Implant connection	SP D 3.5-6.5
retention screw	NE 60 SB
Article No.	NE 1400-L

Please note: The Scanbody is sterilisable and for intra-oral scanning.

Titanium base ASC Flex

- angled screw channel
- Titanium
- incl. abutment screw
- Type SF = Screw channel angled over the flat of the scanbody Type
- Recommended torque: 32 Ncm




Implant connection	SP D 3.5-6.5	SP D 3.5-6.5
Chimney height	3.5-6.5	3.5-6.5
Gingiva height	0.35 mm	2.5 mm
Placement instrument	Ball Torx	Ball Torx
Abutment screw	NE 61	NE 61
Article No. Type 2	NE 1600-2-SF	NE 1700-2-SF

Please note: To screw in the titanium base ASC Flex you need the Placement instrument Ball-Torx M 03-8, M 10-8 or 6-13-06. To select the desired direction of the angled screw channel, please consider the Instruction for use.

Modelling cap set

- burn-out plastic
- Scope of Delivery: four chimney heights



Modelling cap set straight	6-09-11	6-09-11
Modelling cap set angled	6-09-12	6-09-12

Titanium base ASC Flex rotating

- angled screw channel
- Titanium
- incl. abutment screw
- Recommended torque: 32 Ncm



Implant connection	SP D 3.5-6.5
Chimney height	3.5-6.5
Gingiva height	0.35 mm
Placement instrument	Ball Torx
Abutment screw	NE 61
Article No.	NE 1800

Please note: To screw in the titanium base ASC Flex you need the Placement instrument Ball-Torx M 03-8, M 10-8 or 6-13-06.

Modelling cap set

- burn-out plastic
- Scope of Delivery: four chimney heights



Modelling cap set straight	6-09-11
Modelling cap set angled	6-09-12

AB	IPS
AT	K
B	L
BS	LX
C	MG
CX	N
D	NE
DT	OT
E	R
EV	S
F	T
GM	Y
H	Nov/Opt
I	Tools

**PreFace abutment
Titanium**

- incl. abutment screw
- Recommended torque: 32 Ncm



Implant connection	SP D 3.5-6.5
Diameter	11.5 mm
Placement instrument	NEO
Abutment screw	NE 60
Laboratory screw	NE 60 L
Article No.	NE 9000-R

**PreFace abutment
CrCo alloy / CTE 14.1**

- incl. abutment screw
- Recommended torque: 32 Ncm



Implant connection	SP D 3.5-6.5
Diameter	11.5 mm
Placement instrument	NEO
Abutment screw	NE 60
Laboratory screw	NE 60 L
Article No.	NE 9800-R

**TI-Forms-Abutment for
M-Series**

- Titanium
- incl. abutment screw
- Recommended torque: 32 Ncm



Implant connection	SP D 3.5-6.5
Diameter	11.5 mm
Placement instrument	NEO
Abutment screw	NE 60
Laboratory screw	NE 60 L
Article No.	NE 9000-ST

Please note: This is used with Straumann/M-series.

**Multi-unit abutment
straight**

- Titanium
- Sterile packaged
- Recommended torque: 32 Ncm



Implant connection	SP D 3.5-6.5	SP D 3.5-6.5	SP D 3.5-6.5
Gingiva height	1.5 mm	3.5 mm	5.5 mm
Placement instrument	M 11-11	M 11-11	M 11-11
Article No.	NE 8000	NE 8001	NE 8002

Please note: To screw in the Multi-unit abutment straight you need the Placement instrument M 11-11.

Multi-unit abutment angled 17°

- Titanium
- Sterile packaged
- incl. abutment screw
- Recommended torque: 32 Ncm



Implant connection	SP D 3.5-6.5	SP D 3.5-6.5	SP D 3.5-6.5
Gingiva height (mm)	1.1/2.5	2.1/3.5	4.1/5.5
Placement instrument	NEO	NEO	NEO
Abutment screw	NE 60	NE 60	NE 60
Article No.	NE 8100	NE 8101	NE 8102

Multi-unit abutment angled 30°

- Titanium
- Sterile packaged
- incl. abutment screw
- Recommended torque: 32 Ncm



Implant connection	SP D 3.5-6.5	SP D 3.5-6.5	SP D 3.5-6.5
Gingiva height (mm)	0.6/3.0	1.6/4.0	3.1/5.5
Placement instrument	NEO	NEO	NEO
Abutment screw	NE 60	NE 60	NE 60
Article No.	NE 8300	NE 8301	NE 8302

Multi-unit bridge screw

- Material: Titanium
- Recommended torque: 15 Ncm



Placement instrument	Ball Torx	NEO
Article No.	6-31-01	NE 8501

Multi-unit prosthetic components

- Recommended torque: 15 Ncm
- titanium base / titanium cap: incl. bridge screw
Material: Titanium
- modelling sleeve: without Bridge screw
Material: Tecanat (PC)



Description	titanium base ASC	titanium base	titanium cap Flex	modelling sleeve
Placement instrument	Ball Torx	NEO	NEO	
Screw	6-31-01	NE 8501	NE 8501	
Article No.	6-31-02	NE 8508	NE 8519	8510

Please note: The Multi-unit modelling sleeve can be used with the Multi-unit titanium base and Multi-unit titanium cap.

AB	IPS
AT	K
B	L
BS	LX
C	MG
CX	N
D	NE
DT	OT
E	R
EV	S
F	T
GM	Y
H	Nov/Opt
I	Tools

Multi-unit prosthetic components

- incl. bridge screw
- Recommended torque: 15 Ncm
- Material gold cap, castable:
Au 60%; Pd 20%; Pt 19%; Ir 1%
- Material CoCr cap:
CrCo alloy / CTE 14.1



Description	gold cap, castable	CoCr cap
Placement instrument	NEO	NEO
Screw	NE 8501	NE 8501
Article No.	NE 8506	NE 8507

Multi-unit screw patrix

- Material MedentiLOC:
Titanium TiN coated
- Material Novaloc:
Titanium ADLC coated
- Recommended torque: 15 Ncm



Description	MedentiLOC	Novaloc
Placement instrument	NEO	NEO
Article No.	NE 8517	NE 8518

Multi-unit scanbody

- Titanium specially coated
- incl. bridge screw



Version	straight	angled
Placement instrument	NEO	NEO
Screw	NE 8501	NE 8501
Article No.	NE 8500	NE 8513
Please note: The Scanbody is sterilisable and for intra-oral scanning.		

Multi-unit Laboratory implant

- Titanium



Version	straight	angled	angled
Type		17°	30°
Article No.	8504	8514-17	8514-30

Multi-unit Laboratory implant CAD/CAM

- Titanium







Version	straight	angled	angled
Type		17°	30°
Placement instrument	M 11-11	8515 T	8515 T
Article No.	8509	8515-17	8515-30



Multi-unit accessories

- Material cover cap: Titanium
- Material implant pick-up: Titanium
- Material placement instrument: Stainless steel
- Placement instrument laboratory implant: Stainless steel

Description				
Article No.	NE 8502	NE 8503	M 11-11	8515 T

MedentiLOC abutment straight

- Titanium
- TiN coated
- Recommended torque: 32 Ncm




Implant connection	SP D 3.5-6.5	SP D 3.5-6.5	SP D 3.5-6.5	SP D 3.5-6.5	SP D 3.5-6.5
Gingiva height	1.0 mm	2.0 mm	3.0 mm	4.0 mm	5.0 mm
Placement instrument	Hex 1,26	Hex 1,26	Hex 1,26	Hex 1,26	Hex 1,26
Article No.	NE 2000	NE 2100	NE 2200	NE 2300	NE 2400

Please note: To screw in the straight MedentiLOC abutments you need the Placement instrument hex 1,26 mm M 03-1 or M 10-1 / M 09-1 or M 11-1.

Novaloc Processing package

- Matrix housing, titanium/PEEK
- Retention insert white
Retention force: light
- Retention insert yellow
Retention force: medium
- Retention insert green
Retention force: strong
- Mounting collar, silicone
- 2 pcs per package
- incl. mounting insert



Material matrix housing	Titanium	PEEK
Article No.	2010.601-NOV	2010.611-NOV

Please note: The entire product overview is available in section Novaloc.

MedentiLOC Laboratory implant

- Stainless steel



Version	straight
Article No.	56

AB	IPS
AT	K
B	L
BS	LX
C	MG
CX	N
D	NE
DT	OT
E	R
EV	S
F	T
GM	Y
H	Nov/Opt
I	Tools

Novaloc abutment straight


- Titanium
- ADLC coated
- Recommended torque: 32 Ncm



Implant connection	SP D 3.5-6.5	SP D 3.5-6.5	SP D 3.5-6.5	SP D 3.5-6.5	SP D 3.5-6.5
Gingiva height	1.0 mm	2.0 mm	3.0 mm	4.0 mm	5.0 mm
Placement instrument	NEO	NEO	NEO	NEO	NEO
Article No.	NE 6000	NE 6100	NE 6200	NE 6300	NE 6400

Novaloc Processing package

- Matrix housing, titanium/PEEK
- Retention insert white
Retention force: light
- Retention insert yellow
Retention force: medium
- Retention insert green
Retention force: strong
- Mounting collar, silicone
- 2 pcs per package
- incl. mounting insert



Material matrix housing	Titanium	PEEK
Article No.	2010.601-NOV	2010.611-NOV

Please note: The entire product overview is available in section Novaloc.

Novaloc Laboratory implant

- Stainless steel



Version	straight
Article No.	58

Optiloc abutment straight

- Titanium
- ADLC coated
- Recommended torque: 32 Ncm



Implant connection	SP D 3.5-6.5	SP D 3.5-6.5	SP D 3.5-6.5	SP D 3.5-6.5	SP D 3.5-6.5
Gingiva height	1.0 mm	2.0 mm	3.0 mm	4.0 mm	5.0 mm
Placement instrument	M 59 / M 79	M 59 / M 79	M 59 / M 79	M 59 / M 79	M 59 / M 79
Article No.	NE 5000	NE 5100	NE 5200	NE 5300	NE 5400

Optiloc Processing package

- Matrix housing, titanium
- Retention insert white
Retention force: light
- Retention insert yellow
Retention force: medium
- Retention insert green
Retention force: strong
- Mounting collar, silicone
- 2 pcs per package



Material matrix housing	Titanium
Article No.	5202.0001-OPT

Please note: The entire product overview is available in section Optiloc.



**Placement instrument
Optiloc abutment**

• Stainless steel



Version

Manual and
ratchet

Contra-angle

Article No.

M 59

M 79

Optiloc Model Analog

• Material: Al



Version

Model Analog

Article No.

2102.0024-OPT

	AB	IPS
	AT	K
	B	L
	BS	LX
	C	MG
	CX	N
	D	NE
	DT	OT
	E	R
	EV	S
	F	T
	GM	Y
	H	Nov/Opt
I	Tools	

OT-Series



The OT-Series abutments are compatible with

HiOssen Implant®* ET-System
OSSTEM Implants TS System
T-Plus Implant Tech
A+ Implant, ST Implant

DETAILED VIEW

Exact view of the direction of the angulation (indexing) of all angled abutments.



Type 1

angled over flat

*is a registered trademark of an independent third party



AB	IPS
AT	K
B	L
BS	LX
C	MG
CX	N
D	NE
DT	OT
E	R
EV	S
F	T
GM	Y
H	Nov/Opt
I	Tools

Laboratory implant

• Titanium



	■	■	■	■
Implant connection	M	M	R	R
Type		CADCAM		CADCAM
Placement instrument		OT 80 T		OT 81 T
Article No.	OT 50	OT 80	OT 51	OT 81

Placement instrument laboratory implant CADCAM

• Stainless steel



	■	■
Implant connection	M	R
Article No.	OT 80 T	OT 81 T

Abutment screw

• Titanium



Placement instrument	OT 60 T	OT 61 T	OT 62 T	OT 63 T
Article No.	OT 60	OT 61	OT 62	OT 63

Please note: The correct choice of the abutment screw is stated with the respective abutment in the catalogue.

Abutment screw

• Titanium



Placement instrument	OT 64 T	OT 65 T	OT 66 T
Article No.	OT 64	OT 65	OT 66

Please note: The correct choice of the abutment screw is stated with the respective abutment in the catalogue.

Laboratory screw

• red coated



Article No.	OT 60 L	OT 61 L
-------------	---------	---------

Please note: The correct choice of the laboratory screw is stated with the respective abutment in the catalogue.



Scanbody

- Titanium
- specially coated
- incl. retention screw



Implant connection	M	R
retention screw	OT 60 SB	OT 61 SB
Article No.	OT 1400-L	OT 1410-L
Please note:	The Scanbody is sterilisable and for intra-oral scanning.	

Titanium base ASC Flex

- angled screw channel
- Titanium
- incl. abutment screw
- Type SF = Screw channel angled over the flat of the scanbody Type
- Recommended torque:
20 Ncm: M
30 Ncm: R




Implant connection	M	M	R	R
Chimney height	3.5-6.5	3.5-6.5	3.5-6.5	3.5-6.5
Gingiva height	1.0 mm	2.5 mm	1.1 mm	2.5 mm
Placement instrument	Ball Torx	Ball Torx	Ball Torx	Ball Torx
Abutment screw	OT 62	OT 66	OT 63	OT 63
Article No. Type 1	OT 1600-1-SF	OT 1700-1-SF	OT 1610-1-SF	OT 1710-1-SF

Please note: To screw in the titanium base ASC Flex you need the Placement instrument Ball-Torx M 03-8, M 10-8 or 6-13-06. To select the desired direction of the angled screw channel, please consider the Instruction for use.

Modelling cap set

- burn-out plastic
- Scope of Delivery: four chimney heights



Modelling cap set straight	6-09-01	6-09-01	6-09-11	6-09-11
Modelling cap set angled	6-09-02	6-09-02	6-09-12	6-09-12

AB	IPS
AT	K
B	L
BS	LX
C	MG
CX	N
D	NE
DT	OT
E	R
EV	S
F	T
GM	Y
H	Nov/Opt
I	Tools

Titanium base ASC Flex rotating

- angled screw channel
- Titanium
- incl. abutment screw
- Recommended torque:
30 Ncm: R
20 Ncm: M




Implant connection	M	R
Chimney height	3.5-6.5	3.5-6.5
Gingiva height	1.0 mm	1.1 mm
Placement instrument	Ball Torx	Ball Torx
Abutment screw	OT 62	OT 63
Article No.	OT 1800	OT 1810

Please note: To screw in the titanium base ASC Flex you need the Placement instrument Ball-Torx M 03-8, M 10-8 or 6-13-06.

Modelling cap set

- burn-out plastic
- Scope of Delivery: four chimney heights



Modelling cap set straight	6-09-01	6-09-11
Modelling cap set angled	6-09-02	6-09-12

PreFace abutment Titanium

- incl. abutment screw
- Recommended torque:
30 Ncm: R
20 Ncm: M



Implant connection	M	R
Diameter	11.5 mm	11.5 mm
Placement instrument	Hex 1.2	Hex 1.2
Abutment screw	OT 60	OT 61
Laboratory screw	OT 60 L	OT 61 L
Article No.	OT 9000-R	OT 9010-R

PreFace abutment CrCo alloy / CTE 14.1

- incl. abutment screw
- Recommended torque:
30 Ncm: R
20 Ncm: M



Implant connection	M	R
Diameter	11.5 mm	11.5 mm
Placement instrument	Hex 1.2	Hex 1.2
Abutment screw	OT 60	OT 61
Laboratory screw	OT 60 L	OT 61 L
Article No.	OT 9800-R	OT 9810-R



TI-Forms-Abutment for M-Series

- Titanium
- incl. abutment screw
- Recommended torque:
30 Ncm: R
20 Ncm: M



Implant connection	M	R
Diameter	11.5 mm	11.5 mm
Placement instrument	Hex 1.2	Hex 1.2
Abutment screw	OT 60	OT 61
Laboratory screw	OT 60 L	OT 61 L
Article No.	OT 9000-ST	OT 9010-ST

Please note: This is used with Straumann/M-series.

Multi-unit abutment straight

- Titanium
- Sterile packaged
- Recommended torque: 30 Ncm



Implant connection	M	M	M
Gingiva height	1.5 mm	3.5 mm	5.5 mm
Placement instrument	M 11-11	M 11-11	M 11-11
Article No.	OT 8000	OT 8001	OT 8002

Please note: To screw in the Multi-unit abutment straight you need the Placement instrument M 11-11.

Multi-unit abutment angled 17°

- Titanium
- Sterile packaged
- incl. abutment screw
- Recommended torque: 20 Ncm



Implant connection	M	M	M
Gingiva height (mm)	1.1/2.5	2.1/3.5	4.1/5.5
Placement instrument	Hex 1.2	Hex 1.2	Hex 1.2
Abutment screw	OT 64	OT 64	OT 64
Article No.	OT 8100	OT 8101	OT 8102

Multi-unit abutment angled 30°

- Titanium
- Sterile packaged
- incl. abutment screw
- Recommended torque: 20 Ncm






Implant connection	M	M	M
Gingiva height (mm)	0.6/3.0	1.6/4.0	3.1/5.5
Placement instrument	Hex 1.2	Hex 1.2	Hex 1.2
Abutment screw	OT 64	OT 64	OT 64
Article No.	OT 8300	OT 8301	OT 8302

AB	IPS
AT	K
B	L
BS	LX
C	MG
CX	N
D	NE
DT	OT
E	R
EV	S
F	T
GM	Y
H	Nov/Opt
I	Tools

Multi-unit abutment straight

- Titanium
- Sterile packaged
- Recommended torque: 30 Ncm






			
Implant connection	R	R	R
Gingiva height	1.5 mm	3.5 mm	5.5 mm
Placement instrument	M 11-11	M 11-11	M 11-11
Article No.	OT 8010	OT 8011	OT 8012

Please note: To screw in the Multi-unit abutment straight you need the Placement instrument M 11-11.

Multi-unit abutment angled 17°

- Titanium
- Sterile packaged
- incl. abutment screw
- Recommended torque: 30 Ncm






			
Implant connection	R	R	R
Gingiva height (mm)	1.1/2.5	2.1/3.5	4.1/5.5
Placement instrument	Hex 1.2	Hex 1.2	Hex 1.2
Abutment screw	OT 65	OT 65	OT 65
Article No.	OT 8110	OT 8111	OT 8112

Multi-unit abutment angled 30°

- Titanium
- Sterile packaged
- incl. abutment screw
- Recommended torque: 30 Ncm



			
Implant connection	R	R	R
Gingiva height (mm)	0.6/3.0	1.6/4.0	3.1/5.5
Placement instrument	Hex 1.2	Hex 1.2	Hex 1.2
Abutment screw	OT 65	OT 65	OT 65
Article No.	OT 8310	OT 8311	OT 8312

Multi-unit bridge screw

- Material: Titanium
- Recommended torque: 15 Ncm



Placement instrument	Ball Torx	Hex 1.2
Article No.	6-31-01	OT 8501



Multi-unit prosthetic components

- Recommended torque: 15 Ncm
- titanium base / titanium cap: incl. bridge screw
Material: Titanium
- modelling sleeve: without Bridge screw
Material: Tecanat (PC)



Description	titanium base ASC	titanium base Hex 1.2	titanium cap Flex	modelling sleeve
Placement instrument	Ball Torx	Hex 1.2	Hex 1.2	
Screw	6-31-01	OT 8501	OT 8501	
Article No.	6-31-02	OT 8508	OT 8519	8510
Please note:	The Multi-unit modelling sleeve can be used with the Multi-unit titanium base and Multi-unit titanium cap.			

Multi-unit prosthetic components

- incl. bridge screw
- Recommended torque: 15 Ncm
- Material gold cap, castable: Au 60%; Pd 20%; Pt 19%; Ir 1%
- Material CoCr cap: CrCo alloy / CTE 14.1



Description	gold cap, castable	CoCr cap
Placement instrument	Hex 1.2	Hex 1.2
Screw	OT 8501	OT 8501
Article No.	OT 8506	OT 8507

Multi-unit screw patrix

- Material MedentiLOC: Titanium TiN coated
- Material Novaloc: Titanium ADLC coated
- Recommended torque: 15 Ncm



Description	MedentiLOC	Novaloc
Placement instrument	Hex 1.2	Hex 1.2
Article No.	OT 8517	OT 8518

Multi-unit scanbody

- Titanium specially coated
- incl. bridge screw



Version	straight	angled
Placement instrument	Hex 1.2	Hex 1.2
Screw	OT 8501	OT 8501
Article No.	OT 8500	OT 8513
Please note:	The Scanbody is sterilisable and for intra-oral scanning.	

Multi-unit Laboratory implant

- Titanium



Version	straight	angled	angled
Type		17°	30°
Article No.	8504	8514-17	8514-30

AB	IPS
AT	K
B	L
BS	LX
C	MG
CX	N
D	NE
DT	OT
E	R
EV	S
F	T
GM	Y
H	Nov/Opt
I	Tools

OT-Series

Multi-unit Laboratory implant CAD/CAM

- Titanium



Version	straight	angled	angled
Type		17°	30°
Placement instrument	M 11-11	8515 T	8515 T
Article No.	8509	8515-17	8515-30

Multi-unit accessories

- Material cover cap: Titanium
- Material implant pick-up: Titanium
- Material placement instrument: Stainless steel
- Placement instrument laboratory implant: Stainless steel



Description	cover cap	implant pick-up	Placement instrument	Placement instrument laboratory implant
Article No.	OT 8502	OT 8503	M 11-11	8515 T

MedentiLOC abutment straight

- Titanium
- TiN coated
- Recommended torque: 30 Ncm



Implant connection	M	M	M	M	M
Gingiva height	1.0 mm	2.0 mm	3.0 mm	4.0 mm	5.0 mm
Placement instrument	Hex 1,26	Hex 1,26	Hex 1,26	Hex 1,26	Hex 1,26
Article No.	OT 2000	OT 2100	OT 2200	OT 2300	OT 2400

Please note: To screw in the straight MedentiLOC abutments you need the Placement instrument hex 1,26 mm M 03-1 or M 10-1 / M 09-1 or M 11-1.

MedentiLOC abutment straight

- Titanium
- TiN coated
- Recommended torque: 30 Ncm



Implant connection	R	R	R	R	R
Gingiva height	1.0 mm	2.0 mm	3.0 mm	4.0 mm	5.0 mm
Placement instrument	Hex 1,26	Hex 1,26	Hex 1,26	Hex 1,26	Hex 1,26
Article No.	OT 2010	OT 2110	OT 2210	OT 2310	OT 2410

Please note: To screw in the straight MedentiLOC abutments you need the Placement instrument hex 1,26 mm M 03-1 or M 10-1 / M 09-1 or M 11-1.



Novaloc Processing package

- Matrix housing, titanium/PEEK
- Retention insert white
Retention force: light
- Retention insert yellow
Retention force: medium
- Retention insert green
Retention force: strong
- Mounting collar, silicone
- 2 pcs per package
- incl. mounting insert



Material matrix housing	Titanium	PEEK
Article No.	2010.601-NOV	2010.611-NOV
Please note: The entire product overview is available in section Novaloc.		

MedentiLOC Laboratory implant

- Stainless steel



Version	straight
Article No.	56

Novaloc abutment straight

- Titanium
- ADLC coated
- Recommended torque: 30 Ncm



Implant connection	M	M	M	M	M
Gingiva height	1.0 mm	2.0 mm	3.0 mm	4.0 mm	5.0 mm
Placement instrument	Hex 1.2	Hex 1.2	Hex 1.2	Hex 1.2	Hex 1.2
Article No.	OT 6000	OT 6100	OT 6200	OT 6300	OT 6400

Novaloc abutment angled 15°

- Titanium
- ADLC coated
- incl. abutment screw
- Type 1 = angled over flat
- Recommended torque: 20 Ncm

Type 1



Implant connection	M	M	M	M	M
Gingiva height (mm)	1.0/2.0	2.0/3.0	3.0/4.0	4.0/5.0	5.0/6.0
Placement instrument	Ball Torx	Ball Torx	Ball Torx	Ball Torx	Ball Torx
Abutment screw	OT 62	OT 62	OT 62	OT 62	OT 62
Article No.	OT 6500-1	OT 6600-1	OT 6700-1	OT 6800-1	OT 6900-1

Please note: To screw in the angled Novaloc abutments you need the special Placement instrument Ball-Torx M 03-8 or M 10-8.

AB	IPS
AT	K
B	L
BS	LX
C	MG
CX	N
D	NE
DT	OT
E	R
EV	S
F	T
GM	Y
H	Nov/Opt
I	Tools

OT-Series

Novaloc abutment straight

- Titanium
- ADLC coated
- Recommended torque: 30 Ncm



	■	■	■	■	■
Implant connection	R	R	R	R	R
Gingiva height	1.0 mm	2.0 mm	3.0 mm	4.0 mm	5.0 mm
Placement instrument	Hex 1.2	Hex 1.2	Hex 1.2	Hex 1.2	Hex 1.2
Article No.	OT 6010	OT 6110	OT 6210	OT 6310	OT 6410

Novaloc abutment angled 15°

- Titanium
- ADLC coated
- incl. abutment screw
- Type 1 = angled over flat
- Recommended torque: 30 Ncm



	■	■	■	■	■
Implant connection	R	R	R	R	R
Gingiva height (mm)	1.0/2.0	2.0/3.0	3.0/4.0	4.0/5.0	5.0/6.0
Placement instrument	Ball Torx	Ball Torx	Ball Torx	Ball Torx	Ball Torx
Abutment screw	OT 63	OT 63	OT 63	OT 63	OT 63
Article No.	OT 6510-1	OT 6610-1	OT 6710-1	OT 6810-1	OT 6910-1

Please note: To screw in the angled Novaloc abutments you need the special Placement instrument Ball-Torx M 03-8 or M 10-8.

Novaloc Processing package

- Matrix housing, titanium/PEEK
- Retention insert white
Retention force: light
- Retention insert yellow
Retention force: medium
- Retention insert green
Retention force: strong
- Mounting collar, silicone
- 2 pcs per package
- incl. mounting insert



Material matrix housing	Titanium	PEEK
Article No.	2010.601-NOV	2010.611-NOV

Please note: The entire product overview is available in section Novaloc.

Placement instrument Ball Torx

- Stainless steel



Version	Contra-angle	Contra-angle	Manual and ratchet
Type	L 30 mm	long	long
Article No.	6-13-06	M 03-8	M 10-8

Novaloc Laboratory implant

- Stainless steel



Version	straight	angled
Article No.	58	59

Optiloc abutment straight

- Titanium
- ADLC coated
- Recommended torque: 30 Ncm



Implant connection	M	M	M	M	M
Gingiva height	1.0 mm	2.0 mm	3.0 mm	4.0 mm	5.0 mm
Placement instrument	M 59 / M 79	M 59 / M 79	M 59 / M 79	M 59 / M 79	M 59 / M 79
Article No.	OT 5000	OT 5100	OT 5200	OT 5300	OT 5400

Optiloc abutment straight

- Titanium
- ADLC coated
- Recommended torque: 30 Ncm



Implant connection	R	R	R	R	R
Gingiva height	1.0 mm	2.0 mm	3.0 mm	4.0 mm	5.0 mm
Placement instrument	M 59 / M 79	M 59 / M 79	M 59 / M 79	M 59 / M 79	M 59 / M 79
Article No.	OT 5010	OT 5110	OT 5210	OT 5310	OT 5410

Optiloc Processing package

- Matrix housing, titanium
- Retention insert white
Retention force: light
- Retention insert yellow
Retention force: medium
- Retention insert green
Retention force: strong
- Mounting collar, silicone
- 2 pcs per package



Material matrix housing	Titanium
Article No.	5202.0001-OPT
Please note: The entire product overview is available in section Optiloc.	

Placement instrument Optiloc abutment

- Stainless steel



Version	Manual and ratchet	Contra-angle
Article No.	M 59	M 79

Optiloc Model Analog


- Material: Al



Version	Model Analog
Article No.	2102.0024-OPT

AB	IPS
AT	K
B	L
BS	LX
C	MG
CX	N
D	NE
DT	OT
E	R
EV	S
F	T
GM	Y
H	Nov/Opt
I	Tools

R-Series



The R-Series abutments are compatible with

BioHorizons Camlog
 BioHorizons Tapered System
MIS SEVEN Internal Hex
Zimmer Biomet
 Zimmer Tapered Screw-Vent®*

DETAILED VIEW

Exact view of the direction of the angulation (indexing) of all angled abutments.



Type 1

angled over flat



Type 2

angled over corner

*is a registered trademark of an independent third party



AB	IPS
AT	K
B	L
BS	LX
C	MG
CX	N
D	NE
DT	OT
E	R
EV	S
F	T
GM	Y
H	Nov/Opt
I	Tools

Comparison chart

Zimmer Biomet

MIS

BioHorizons Camlog



Zimmer Biomet / Zimmer Screw Vent				
Implant Ø	3,70	4,10	4,70	6,00
Platform Ø	3,50	3,50	4,50	5,70
Label	3,5 mm	3,5 mm	4,5 mm	5,7 mm
Colour	green	green	purple	yellow
Laboratory Implant Ø	3,50	3,50	4,50	5,70
Article Number	IA3	IA3	IA4	IA5
Medentika® R-Series				
Laboratory Implant Ø	3,50	3,50	4,50	5,70
Label	3,5 mm	3,5 mm	4,5 mm	5,7 mm
Article Number	R 50	R 50	R 51	R 52

MIS / Seven, M4					
Implant Ø	3,30	3,75	4,20	5,00	6,00
Platform Ø	3,30	3,75	3,65	4,50	4,50
Label	NP	SP	SP	WP	WP
Colour	yellow	purple	purple	green	green
Laboratory Implant Ø	3,30	4,20	4,20	4,50	4,50
Article Number	MN-RSM10	MD-RSM10	MD-RSM10	MW-RSM10	MW-RSM10
Medentika® R-Series					
Laboratory Implant Ø	XX	3,50	3,50	4,50	4,50
Label	XX	3,5 mm	3,5 mm	4,5 mm	5,7 mm
Article Number	XX	R 50	R 50	R 51	R 51


BioHorizons Camlog / BioHorizons Tapered Internal Hex				
Implant Ø	3,40	3,80	4,60	5,80
Platform Ø	3,00	3,50	4,50	5,70
Label	3,0 mm	3,5 mm	4,5 mm	5,7 mm
Colour	grey	yellow	green	blue
Laboratory Implant Ø	3,0	3,50	4,50	5,70
Article Number	TP3IA	PYIA	PGIA	PBIA
Medentika® R-Series				
Laboratory Implant Ø	XX	3,50	4,50	5,70
Label	XX	3,5 mm	4,5 mm	5,7 mm
Article Number	XX	R 50	R 51	R 52

AB	IPS
AT	K
B	L
BS	LX
C	MG
CX	N
D	NE
DT	OT
E	R
EV	S
F	T
GM	Y
H	Nov/Opt
I	Tools

R-Series

Implant pick-up Open tray


- incl. retention screw
- Titanium



Implant connection	D 3.5	D 3.5	D 4.5	D 4.5
Version	short	long	short	long
Article No.	R 10	R 20	R 11	R 21

Implant pick-up Open tray

- incl. retention screw
- Titanium



Implant connection	D 5.7	D 5.7
Version	short	long
Article No.	R 12	R 22

Implant pick-up Closed tray

- incl. abutment screw
- incl. Positioning cap
- Titanium



Implant connection	D 3.5	D 4.5	D 5.7
Article No.	R 30	R 31	R 32

Laboratory implant

- Titanium

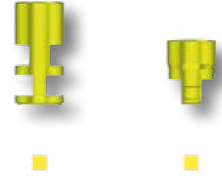


Implant connection	D 3.5	D 3.5	D 4.5	D 4.5
Type		CADCAM		CADCAM
Placement instrument		R 80 T		R 81 T
Article No.	R 50	R 80	R 51	R 81



Laboratory implant

• Titanium



Implant connection	D 5.7	D 5.7
Type		CADCAM
Placement instrument		R 82 T
Article No.	R 52	R 82

Placement instrument laboratory implant CADCAM

• Stainless steel



Implant connection	D 3.5	D 4.5	D 5.7
Article No.	R 80 T	R 81 T	R 82 T

Abutment screw

• Titanium



Placement instrument	Hex 1.26	Ball Hex	Ball Torx	Hex 1.26
Article No.	R 60	R 62	R 63	R 64

Please note: The correct choice of the abutment screw is stated with the respective abutment in the catalogue.

Laboratory screw

• red coated



Article No.	R 60 L
-------------	--------

Please note: The correct choice of the laboratory screw is stated with the respective abutment in the catalogue.

Temporary abutment

• Titanium
 • incl. abutment screw
 • Recommended torque: 30 Ncm



Implant connection	D 3.5	D 4.5
Placement instrument	Hex 1.26	Hex 1.26
Abutment screw	R 60	R 60
Laboratory screw	R 60 L	R 60 L
Article No.	R 3500	R 3510

AB	IPS
AT	K
B	L
BS	LX
C	MG
CX	N
D	NE
DT	OT
E	R
EV	S
F	T
GM	Y
H	Nov/Opt
I	Tools

R-Series

Temporary abutment rotating

- Titanium
- incl. abutment screw
- Recommended torque: 30 Ncm



■ ■ ■

Implant connection	D 3.5	D 4.5	D 5.7
Placement instrument	Hex 1.26	Hex 1.26	Hex 1.26
Abutment screw	R 60	R 60	R 60
Laboratory screw	R 60 L	R 60 L	R 60 L
Article No.	R 3700	R 3710	R 3720

Standard abutment straight

- Titanium
- incl. abutment screw
- Recommended torque: 30 Ncm



■ ■ ■ ■

Implant connection	D 3.5	D 3.5	D 4.5	D 4.5
Gingiva height	1.0 mm	2.5 mm	1.0 mm	2.5 mm
Diameter	4.3 mm	4.5 mm	5.2 mm	5.5 mm
Placement instrument	Hex 1.26	Hex 1.26	Hex 1.26	Hex 1.26
Abutment screw	R 60	R 60	R 60	R 60
Laboratory screw	R 60 L	R 60 L	R 60 L	R 60 L
Article No.	R 100-1	R 100	R 110-1	R 110

Standard abutment straight

- Titanium
- incl. abutment screw
- Recommended torque: 30 Ncm



■ ■

Implant connection	D 5.7	D 5.7
Gingiva height	1.0 mm	2.5 mm
Diameter	6.0 mm	6.5 mm
Placement instrument	Hex 1.26	Hex 1.26
Abutment screw	R 60	R 60
Laboratory screw	R 60 L	R 60 L
Article No.	R 120-1	R 120



Standard abutment angled 16°

- Titanium
- incl. abutment screw
- Type 1 = angled over flat
- Type 2 = angled over corner
- Recommended torque: 30 Ncm



Implant connection	D 3.5	D 3.5	D 4.5	D 4.5
Gingiva height	1.0 mm	2.5 mm	1.0 mm	2.5 mm
Diameter	4.3 mm	4.5 mm	5.2 mm	5.5 mm
Placement instrument	Hex 1.26	Hex 1.26	Hex 1.26	Hex 1.26
Abutment screw	R 60	R 60	R 60	R 60
Laboratory screw	R 60 L	R 60 L	R 60 L	R 60 L
Article No. Type 1	R 200-1-1	R 200-1	R 210-1-1	R 210-1
Article No. Type 2	R 200-2-1	R 200-2	R 210-2-1	R 210-2

Standard abutment angled 16°

- Titanium
- incl. abutment screw
- Type 1 = angled over flat
- Type 2 = angled over corner
- Recommended torque: 30 Ncm



Implant connection	D 5.7	D 5.7
Gingiva height	1.0 mm	2.5 mm
Diameter	6.0 mm	6.5 mm
Placement instrument	Hex 1.26	Hex 1.26
Abutment screw	R 60	R 60
Laboratory screw	R 60 L	R 60 L
Article No. Type 1	R 220-1-1	R 220-1
Article No. Type 2	R 220-2-1	R 220-2

Castable gold abutment

- Au 60%; Pd 20%; Pt 19%; Ir 1%
- Cast-on
- incl. abutment screw
- Recommended torque: 30 Ncm



Implant connection	D 3.5	D 4.5	D 5.7
Gold weight (g)	0,36	0,55	1,01
Placement instrument	Hex 1.26	Hex 1.26	Hex 1.26
Abutment screw	R 60	R 60	R 60
Laboratory screw	R 60 L	R 60 L	R 60 L
Article No.	R 300	R 310	R 320

AB	IPS
AT	K
B	L
BS	LX
C	MG
CX	N
D	NE
DT	OT
E	R
EV	S
F	T
GM	Y
H	Nov/Opt
I	Tools

R-Series

Castable gold abutment rotating

- Au 60%; Pd 20%; Pt 19%; Ir 1%
- Cast-on
- incl. abutment screw
- Recommended torque: 30 Ncm



Implant connection	D 3.5	D 4.5	D 5.7
Gold weight (g)	0,35	0,54	0,87
Placement instrument	Hex 1.26	Hex 1.26	Hex 1.26
Abutment screw	R 60	R 60	R 60
Laboratory screw	R 60 L	R 60 L	R 60 L
Article No.	R 300 R	R 310 R	R 320 R

Castable CoCr abutment

- CrCo alloy / CTE 14.1
- Cast-on
- incl. abutment screw
- Recommended torque: 30 Ncm



Implant connection	D 3.5	D 4.5	D 5.7
Placement instrument	Hex 1.26	Hex 1.26	Hex 1.26
Abutment screw	R 60	R 60	R 60
Laboratory screw	R 60 L	R 60 L	R 60 L
Article No.	R 700	R 710	R 720

Please note: The Castable CoCr abutment may be cast on with NPM alloys where as the liquidus temperature does not exceed 1420°C.

Castable CoCr abutment rotating

- CrCo alloy / CTE 14.1
- Cast-on
- incl. abutment screw
- Recommended torque: 30 Ncm



Implant connection	D 3.5	D 4.5	D 5.7
Placement instrument	Hex 1.26	Hex 1.26	Hex 1.26
Abutment screw	R 60	R 60	R 60
Laboratory screw	R 60 L	R 60 L	R 60 L
Article No.	R 700 R	R 710 R	R 720 R

Please note: The Castable CoCr abutment may be cast on with NPM alloys where as the liquidus temperature does not exceed 1420°C.



Solid abutment straight

- Titanium
- incl. abutment screw
- Recommended torque: 30 Ncm



Implant connection	D 3.5	D 4.5	D 5.7
Gingiva height	3.5 mm	3.5 mm	3.5 mm
Diameter	3.5 mm	4.5 mm	5.7 mm
Placement instrument	Hex 1.26	Hex 1.26	Hex 1.26
Abutment screw	R 60	R 60	R 60
Laboratory screw	R 60 L	R 60 L	R 60 L
Article No.	R 400	R 410	R 420

Please note: The Solid abutment will be delivered additional with Laboratory screw.

Scanbody

- Titanium
- specially coated
- incl. retention screw



Implant connection	D 3.5	D 4.5	D 5.7
retention screw	R 60 SB	R 60 SB	R 60 SB
Article No.	R 1400	R 1410	R 1420

Please note: The Scanbody is sterilisable and for intra-oral scanning.

Titanium base ASC Flex

- angled screw channel
- Titanium
- incl. abutment screw
- Type SF = Screw channel angled over the flat of the scanbody Type
- Recommended torque: 30 Ncm



Implant connection	D 3.5	D 4.5	D 5.7
Chimney height	3.5-6.5	3.5-6.5	3.5-6.5
Gingiva height	0.5 mm	0.4 mm	0.3 mm
Placement instrument	Ball Torx	Ball Torx	Ball Torx
Abutment screw	R 63	R 63	R 63
Article No. Type 1	R 1600-1-SF	R 1610-1-SF	R 1620-1-SF

Please note: To screw in the titanium base ASC Flex you need the Placement instrument Ball-Torx M 03-8, M 10-8 or 6-13-06. To select the desired direction of the angled screw channel, please consider the Instruction for use.

Modelling cap set

- burn-out plastic
- Scope of Delivery: four chimney heights



Modelling cap set straight	6-09-23	6-09-05	6-09-17
Modelling cap set angled	6-09-24	6-09-06	6-09-18

AB	IPS
AT	K
B	L
BS	LX
C	MG
CX	N
D	NE
DT	OT
E	R
EV	S
F	T
GM	Y
H	Nov/Opt
I	Tools

R-Series

Titanium base ASC Flex rotating

- angled screw channel
- Titanium
- incl. abutment screw
- Recommended torque: 30 Ncm



■ ■ ■

Implant connection	D 3.5	D 4.5	D 5.7
Chimney height	3.5-6.5	3.5-6.5	3.5-6.5
Gingiva height	0.5 mm	0.4 mm	0.3 mm
Placement instrument	Ball Torx	Ball Torx	Ball Torx
Abutment screw	R 63	R 63	R 63
Article No.	R 1800	R 1810	R 1820

Please note: To screw in the titanium base ASC Flex you need the Placement instrument Ball-Torx M 03-8, M 10-8 or 6-13-06.

Modelling cap set

- burn-out plastic
- Scope of Delivery: four chimney heights



Modelling cap set straight	6-09-23	6-09-05	6-09-17
Modelling cap set angled	6-09-24	6-09-06	6-09-18

Titanium base 2nd Generation

- Titanium
- incl. abutment screw
- Recommended torque: 30 Ncm



■ ■ ■ ■

Implant connection	D 3.5	D 3.5	D 4.5	D 4.5
Chimney height	3.5 mm	5.5 mm	3.5 mm	5.5 mm
Gingiva height	0.3 mm	0.3 mm	0.3 mm	0.3 mm
Placement instrument	Hex 1.26	Hex 1.26	Hex 1.26	Hex 1.26
Abutment screw	R 60	R 60	R 60	R 60
Laboratory screw	R 60 L	R 60 L	R 60 L	R 60 L
Article No.	R 1000	R 1100	R 1010	R 1110

Titanium base 2nd Generation

- Titanium
- incl. abutment screw
- Recommended torque: 30 Ncm



■ ■

Implant connection	D 5.7	D 5.7
Chimney height	3.5 mm	5.5 mm
Gingiva height	0.3 mm	0.3 mm
Placement instrument	Hex 1.26	Hex 1.26
Abutment screw	R 60	R 60
Laboratory screw	R 60 L	R 60 L
Article No.	R 1020	R 1120



Titanium base Bridges/ bars 2nd Generation

- rotating
- Titanium
- incl. abutment screw
- Recommended torque: 30 Ncm



Implant connection	D 3.5	D 4.5	D 5.7
Chimney height	3.5 mm	3.5 mm	3.5 mm
Gingiva height	0.3 mm	0.3 mm	0.3 mm
Placement instrument	Hex 1.26	Hex 1.26	Hex 1.26
Abutment screw	R 60	R 60	R 60
Laboratory screw	R 60 L	R 60 L	R 60 L
Article No.	R 1500	R 1510	R 1520

PreFace abutment Titanium

- incl. abutment screw
- Recommended torque: 30 Ncm



Implant connection	D 3.5	D 3.5	D 4.5	D 4.5	D 5.7
Diameter	11.5 mm	16.0 mm	11.5 mm	16.0 mm	16.0 mm
Placement instrument	Hex 1.26	Hex 1.26	Hex 1.26	Hex 1.26	Hex 1.26
Abutment screw	R 60	R 60	R 60	R 60	R 60
Laboratory screw	R 60 L	R 60 L	R 60 L	R 60 L	R 60 L
Article No.	R 9000-R	R 9000-16R	R 9010-R	R 9010-16R	R 9020-16R

PreFace abutment CrCo alloy / CTE 14.1

- incl. abutment screw
- Recommended torque: 30 Ncm



Implant connection	D 3.5	D 4.5	D 5.7
Diameter	16.0 mm	16.0 mm	16.0 mm
Placement instrument	Hex 1.26	Hex 1.26	Hex 1.26
Abutment screw	R 60	R 60	R 60
Laboratory screw	R 60 L	R 60 L	R 60 L
Article No.	R 9800-16R	R 9810-16R	R 9820-16R

AB	IPS
AT	K
B	L
BS	LX
C	MG
CX	N
D	NE
DT	OT
E	R
EV	S
F	T
GM	Y
H	Nov/Opt
I	Tools

R-Series

TI-Forms-Abutment for M-Series

- Titanium
- incl. abutment screw
- Recommended torque: 30 Ncm



■ ■ ■

Implant connection	D 3.5	D 4.5	D 5.7
Diameter	11.5 mm	11.5 mm	11.5 mm
Placement instrument	Hex 1.26	Hex 1.26	Hex 1.26
Abutment screw	R 60	R 60	R 60
Laboratory screw	R 60 L	R 60 L	R 60 L
Article No.	R 9000-ST	R 9010-ST	R 9020-ST

Please note: This is used with Straumann/M-series.

MedentiBASE abutment straight

- Titanium
- Recommended torque: 30 Ncm



■ ■ ■ ■ ■

Implant connection	D 3.5	D 3.5	D 3.5	D 3.5	D 3.5
Gingiva height	0.5 mm	1.5 mm	2.5 mm	3.5 mm	4.5 mm
Placement instrument	M 11-6	M 11-6	M 11-6	M 11-6	M 11-6
Article No.	R 4000	R 4100	R 4200	R 4300	R 4400

MedentiBASE abutment straight

- Titanium
- Recommended torque: 30 Ncm



■ ■ ■ ■ ■

Implant connection	D 4.5	D 4.5	D 4.5	D 4.5	D 4.5
Gingiva height	0.5 mm	1.5 mm	2.5 mm	3.5 mm	4.5 mm
Placement instrument	M 11-6	M 11-6	M 11-6	M 11-6	M 11-6
Article No.	R 4010	R 4110	R 4210	R 4310	R 4410

MedentiBASE bridge screw

- Titanium
- Recommended torque: 15 Ncm



Placement instrument	Ball Torx	Hex 1.26
Article No.	6-28-01	R 7600





MedentiBASE prosthetic components

- incl. bridge screw
- Recommended torque: 15 Ncm
- titanium base / titanium cap:
incl. bridge screw
Material: Titanium
- Material scanbody: Titanium

			
Description	titanium base ASC	titanium cap Flex	titanium base
Placement instrument	Ball Torx	Hex 1.26	Hex 1.26
Abutment screw	6-28-01	R 7600	R 7600
Article No.	6-28-02	R 4730	R 4840





MedentiBASE prosthetic components

- incl. bridge screw
- Material plastic coping: Tecanat (PC)
- Material HSL coping:
Au 60%; Pd 20%; Pt 19%; Ir 1%

		
Description	plastic cap	gold cap, castable
Article No.	R 4710	R 4720

MedentiBASE Prosthetic components for passive fit

- incl. bridge screw
- Recommended torque: 15 Ncm
- adhesive cap Material: Titanium
- adhesive casing incl. Modelling screw

				
Description	adhesive cap	adhesive casing	adhesive cap	adhesive casing
Version	Short	Short	Long	Long
Placement instrument	Hex 1.26		Hex 1.26	
Abutment screw	R 7600		R 7600	
Article No.	R 4800	R 4810	R 4820	R 4830

MedentiBASE scanbody






- Titanium specially coated
- incl. bridge screw

	
Article No.	R 4900

Please note: The Scanbody is sterilisable and for intra-oral scanning.

MedentiBASE accessories

- Material cover cap: Titanium
- Material implant pick-up: Titanium
- Material laboratory implant: Titanium
- Material laboratory implant CAD/CAM: Stainless steel
- Material placement instrument: Stainless steel

					
Description	cover cap	implant pick-up	Laboratory implant	Laboratory implant CAD-CAM	Placement instrument
Placement instrument				M 11-6	
Article No.	R 4610	R 4620	4630	80	M 11-6

AB	IPS
AT	K
B	L
BS	LX
C	MG
CX	N
D	NE
DT	OT
E	R
EV	S
F	T
GM	Y
H	Nov/Opt
I	Tools

R-Series

Multi-unit abutment straight

- Titanium
- Sterile packaged
- Recommended torque: 30 Ncm



Implant connection	D 3.5	D 3.5	D 3.5
Gingiva height	1.0 mm	3.0 mm	5.0 mm
Placement instrument	M 11-11	M 11-11	M 11-11
Article No.	R 8000	R 8001	R 8002

Please note: To screw in the Multi-unit abutment straight you need the Placement instrument M 11-11.

Multi-unit abutment angled 17°

- Titanium
- Sterile packaged
- incl. abutment screw
- Recommended torque: 30 Ncm



Implant connection	D 3.5	D 3.5	D 3.5
Gingiva height (mm)	1.1/2.5	2.1/3.5	4.1/5.5
Placement instrument	Hex 1.26	Hex 1.26	Hex 1.26
Abutment screw	R 64	R 64	R 64
Article No.	R 8100	R 8101	R 8102

Multi-unit abutment angled 30°

- Titanium
- Sterile packaged
- incl. abutment screw
- Recommended torque: 30 Ncm



Implant connection	D 3.5	D 3.5	D 3.5
Gingiva height (mm)	0.6/3.0	1.6/4.0	3.1/5.5
Placement instrument	Hex 1.26	Hex 1.26	Hex 1.26
Abutment screw	R 64	R 64	R 64
Article No.	R 8300	R 8301	R 8302

Multi-unit abutment straight

- Titanium
- Sterile packaged
- Recommended torque: 30 Ncm



Implant connection	D 4.5	D 4.5	D 4.5
Gingiva height	1.0 mm	3.0 mm	5.0 mm
Placement instrument	M 11-11	M 11-11	M 11-11
Article No.	R 8010	R 8011	R 8012

Please note: To screw in the Multi-unit abutment straight you need the Placement instrument M 11-11.



Multi-unit abutment angled 17°

- Titanium
- Sterile packaged
- incl. abutment screw
- Recommended torque: 30 Ncm

	■	■	■
Implant connection	D 4.5	D 4.5	D 4.5
Gingiva height (mm)	1.1/2.5	2.1/3.5	4.1/5.5
Placement instrument	Hex 1.26	Hex 1.26	Hex 1.26
Abutment screw	R 64	R 64	R 64
Article No.	R 8110	R 8111	R 8112

Multi-unit abutment angled 30°

- Titanium
- Sterile packaged
- incl. abutment screw
- Recommended torque: 30 Ncm

	■	■	■
Implant connection	D 4.5	D 4.5	D 4.5
Gingiva height (mm)	0.6/3.0	1.6/4.0	3.1/5.5
Placement instrument	Hex 1.26	Hex 1.26	Hex 1.26
Abutment screw	R 64	R 64	R 64
Article No.	R 8310	R 8311	R 8312

Multi-unit bridge screw

- Material: Titanium
- Recommended torque: 15 Ncm

Placement instrument	Ball Torx	Hex 1.26
Article No.	6-31-01	R 8501

Multi-unit prosthetic components

- Recommended torque: 15 Ncm
- titanium base / titanium cap: incl. bridge screw
Material: Titanium
- modelling sleeve: without Bridge screw
Material: Tecanat (PC)

Description	titanium base ASC	titanium base	titanium cap Flex	modelling sleeve
Placement instrument	Ball Torx	Hex 1.26	Hex 1.26	
Screw	6-31-01	R 8501	R 8501	
Article No.	6-31-02	R 8508	R 8519	8510

Please note: The Multi-unit modelling sleeve can be used with the Multi-unit titanium base and Multi-unit titanium cap.

AB	IPS
AT	K
B	L
BS	LX
C	MG
CX	N
D	NE
DT	OT
E	R
EV	S
F	T
GM	Y
H	Nov/Opt
I	Tools

R-Series

Multi-unit prosthetic components

- incl. bridge screw
- Recommended torque: 15 Ncm
- Material gold cap, castable:
Au 60%; Pd 20%; Pt 19%; Ir 1%
- Material CoCr cap:
CrCo alloy / CTE 14.1



Description	gold cap, castable	CoCr cap
Placement instrument	Hex 1.26	Hex 1.26
Screw	R 8501	R 8501
Article No.	R 8506	R 8507

Multi-unit screw patrix

- Material MedentiLOC:
Titanium TiN coated
- Material Novaloc:
Titanium ADLC coated
- Recommended torque: 15 Ncm



Description	MedentiLOC	Novaloc
Placement instrument	Hex 1.26	Hex 1.26
Article No.	R 8517	R 8518

Multi-unit scanbody

- Titanium specially coated
- incl. bridge screw



Version	straight	angled
Placement instrument	Hex 1.26	Hex 1.26
Screw	R 8501	R 8501
Article No.	R 8500	R 8513

Please note: The Scanbody is sterilisable and for intra-oral scanning.

Multi-unit Laboratory implant

- Titanium



Version	straight	angled	angled
Type		17°	30°
Article No.	8504	8514-17	8514-30

Multi-unit Laboratory implant CAD/CAM





- Titanium



Version	straight	angled	angled
Type		17°	30°
Placement instrument	M 11-11	8515 T	8515 T
Article No.	8509	8515-17	8515-30






Multi-unit accessories

- Material cover cap: Titanium
- Material implant pick-up: Titanium
- Material placement instrument: Stainless steel
- Placement instrument laboratory implant: Stainless steel

Description				
Article No.	R 8502	R 8503	M 11-11	8515 T

MedentiLOC abutment straight

- Titanium
- TiN coated
- Recommended torque: 30 Ncm






					
Implant connection	D 3.5	D 3.5	D 3.5	D 3.5	D 3.5
Gingiva height	1.0 mm	2.0 mm	3.0 mm	4.0 mm	5.0 mm
Placement instrument	Hex 1,26	Hex 1,26	Hex 1,26	Hex 1,26	Hex 1,26
Article No.	R 2000	R 2100	R 2200	R 2300	R 2400

Please note: To screw in the straight MedentiLOC abutments you need the Placement instrument hex 1,26 mm M 03-1 or M 10-1 / M 09-1 or M 11-1.

MedentiLOC abutment angled 15°

- Titanium
- TiN coated
- incl. abutment screw
- Type 1 = angled over flat
- Recommended torque: 30 Ncm








					
Implant connection	D 3.5	D 3.5	D 3.5	D 3.5	D 3.5
Gingiva height (mm)	1.0/2.0	2.0/3.0	3.0/4.0	4.0/5.0	5.0/6.0
Placement instrument	Ball Hex	Ball Hex	Ball Hex	Ball Hex	Ball Hex
Abutment screw	R 62	R 62	R 62	R 62	R 62
Article No. Type 1	R 2500-1	R 2600-1	R 2700-1	R 2800-1	R 2900-1

Please note: To screw in the angled MedentiLOC abutments you need the special Placement instrument Ball-Hex 1,26 mm M 03-7 or M 10-7.

MedentiLOC abutment straight

- Titanium
- TiN coated
- Recommended torque: 30 Ncm

					
Implant connection	D 4.5	D 4.5	D 4.5	D 4.5	D 4.5
Gingiva height	1.0 mm	2.0 mm	3.0 mm	4.0 mm	5.0 mm
Placement instrument	Hex 1,26	Hex 1,26	Hex 1,26	Hex 1,26	Hex 1,26
Article No.	R 2010	R 2110	R 2210	R 2310	R 2410

Please note: To screw in the straight MedentiLOC abutments you need the Placement instrument hex 1,26 mm M 03-1 or M 10-1 / M 09-1 or M 11-1.

AB	IPS
AT	K
B	L
BS	LX
C	MG
CX	N
D	NE
DT	OT
E	R
EV	S
F	T
GM	Y
H	Nov/Opt
I	Tools

R-Series

MedentiLOC abutment straight

- Titanium
- TiN coated
- Recommended torque: 30 Ncm




Implant connection	D 5.7
Gingiva height	1.0 mm
Placement instrument	Hex 1,26
Article No.	R 2020

Please note: To screw in the straight MedentiLOC abutments you need the Placement instrument hex 1,26 mm M 03-1 or M 10-1 / M 09-1 or M 11-1.

Novaloc Processing package

- Matrix housing, titanium/PEEK
- Retention insert white
Retention force: light
- Retention insert yellow
Retention force: medium
- Retention insert green
Retention force: strong
- Mounting collar, silicone
- 2 pcs per package
- incl. mounting insert



Material matrix housing	Titanium	PEEK
Article No.	2010.601-NOV	2010.611-NOV

Please note: The entire product overview is available in section Novaloc.

Placement instrument MedentiLOC abutment, angled

- Stainless steel
- Ball Hex



Version	Contra-angle	Manual and ratchet
Article No.	M 03-7	M 10-7

MedentiLOC Laboratory implant

- Stainless steel



Version	straight	angled
Article No.	56	57

Novaloc abutment straight

- Titanium
- ADLC coated
- Recommended torque: 30 Ncm



Implant connection	D 3.5	D 3.5	D 3.5	D 3.5	D 3.5
Gingiva height	1.0 mm	2.0 mm	3.0 mm	4.0 mm	5.0 mm
Placement instrument	Hex 1.26	Hex 1.26	Hex 1.26	Hex 1.26	Hex 1.26
Article No.	R 6000	R 6100	R 6200	R 6300	R 6400



Novaloc abutment angled 15°

- Titanium
- ADLC coated
- incl. abutment screw
- Type 1 = angled over flat
- Recommended torque: 30 Ncm



Implant connection	D 3.5	D 3.5	D 3.5	D 3.5	D 3.5
Gingiva height (mm)	1.0/2.0	2.0/3.0	3.0/4.0	4.0/5.0	5.0/6.0
Placement instrument	Ball Torx	Ball Torx	Ball Torx	Ball Torx	Ball Torx
Abutment screw	R 63	R 63	R 63	R 63	R 63
Article No.	R 6500-1	R 6600-1	R 6700-1	R 6800-1	R 6900-1

Please note: To screw in the angled Novaloc abutments you need the special Placement instrument Ball-Torx M 03-8 or M 10-8.

Novaloc abutment straight

- Titanium
- ADLC coated
- Recommended torque: 30 Ncm



Implant connection	D 4.5	D 4.5	D 4.5	D 4.5	D 4.5
Gingiva height	1.0 mm	2.0 mm	3.0 mm	4.0 mm	5.0 mm
Placement instrument	Hex 1.26	Hex 1.26	Hex 1.26	Hex 1.26	Hex 1.26
Article No.	R 6010	R 6110	R 6210	R 6310	R 6410

Novaloc abutment angled 15°

- Titanium
- ADLC coated
- incl. abutment screw
- Type 1 = angled over flat
- Recommended torque: 30 Ncm




Implant connection	D 4.5	D 4.5	D 4.5	D 4.5	D 4.5
Gingiva height (mm)	1.0/2.0	2.0/3.0	3.0/4.0	4.0/5.0	5.0/6.0
Placement instrument	Ball Torx	Ball Torx	Ball Torx	Ball Torx	Ball Torx
Abutment screw	R 63	R 63	R 63	R 63	R 63
Article No.	R 6510-1	R 6610-1	R 6710-1	R 6810-1	R 6910-1

Please note: To screw in the angled Novaloc abutments you need the special Placement instrument Ball-Torx M 03-8 or M 10-8.

Novaloc Processing package

- Matrix housing, titanium/PEEK
- Retention insert white Retention force: light
- Retention insert yellow Retention force: medium
- Retention insert green Retention force: strong
- Mounting collar, silicone
- 2 pcs per package
- incl. mounting insert



Material matrix housing	Titanium	PEEK
Article No.	2010.601-NOV	2010.611-NOV

Please note: The entire product overview is available in section Novaloc.

AB	IPS
AT	K
B	L
BS	LX
C	MG
CX	N
D	NE
DT	OT
E	R
EV	S
F	T
GM	Y
H	Nov/Opt
I	Tools

R-Series

Placement instrument Ball Torx

- Stainless steel



Version	Contra-angle	Contra-angle	Manual and ratchet
Type	L 30 mm	long	long
Article No.	6-13-06	M 03-8	M 10-8

Novaloc Laboratory implant

- Stainless steel



Version	straight	angled
Article No.	58	59

Optiloc abutment straight

- Titanium
- ADLC coated
- Recommended torque: 30 Ncm



Implant connection	D 3.5	D 3.5	D 3.5	D 3.5	D 3.5
Gingiva height	1.0 mm	2.0 mm	3.0 mm	4.0 mm	5.0 mm
Placement instrument	M 59 / M 79	M 59 / M 79	M 59 / M 79	M 59 / M 79	M 59 / M 79
Article No.	R 5000	R 5100	R 5200	R 5300	R 5400

Optiloc abutment straight

- Titanium
- ADLC coated
- Recommended torque: 30 Ncm



Implant connection	D 4.5	D 4.5	D 4.5	D 4.5	D 4.5
Gingiva height	1.0 mm	2.0 mm	3.0 mm	4.0 mm	5.0 mm
Placement instrument	M 59 / M 79	M 59 / M 79	M 59 / M 79	M 59 / M 79	M 59 / M 79
Article No.	R 5010	R 5110	R 5210	R 5310	R 5410

Optiloc Processing package

- Matrix housing, titanium
- Retention insert white
Retention force: light
- Retention insert yellow
Retention force: medium
- Retention insert green
Retention force: strong
- Mounting collar, silicone
- 2 pcs per package



Material matrix housing	Titanium
Article No.	5202.0001-OPT

Please note: The entire product overview is available in section Optiloc.



**Placement instrument
 Optiloc abutment**

• Stainless steel



Version	Manual and ratchet	Contra-angle
Article No.	M 59	M 79

Optiloc Model Analog

• Material: Al



Version	Model Analog
Article No.	2102.0024-OPT

**Planning abutment
 straight**

• metal red coated



Implant connection	D 5.7	D 3.5	D 4.5
Gingiva height	2.5 mm	2.5 mm	2.5 mm
Diameter	6.5 mm	4.5 mm	5.5 mm
Article No.	RP 120	RP 100	RP 110

**Planning abutment angled
 16°**

• metal red coated
 • Type 1 = angled over flat
 • Type 2 = angled over corner



Implant connection	D 5.7	D 3.5	D 4.5
Gingiva height	2.5 mm	2.5 mm	2.5 mm
Diameter	6.5 mm	4.5 mm	5.5 mm
Article No. Type 1	RP 220-1	RP 200-1	RP 210-1
Article No. Type 2	RP 220-2	RP 200-2	RP 210-2

Planning abutment set

• 9 piece



Article No.	RPS
Content:	RP 100, RP 110, RP 120, RP 200-1, RP 200-2, RP 210-1, RP 210-2, RP 220-1, RP 220-2

AB	IPS
AT	K
B	L
BS	LX
C	MG
CX	N
D	NE
DT	OT
E	R
EV	S
F	T
GM	Y
H	Nov/Opt
I	Tools

S-Series



The S-Series abutments are compatible with


DENTSPLY SIRONA ASTRA TECH OsseoSpeed[®]* TX





*is a registered trademark of an independent third party

I	H	GM	F	EV	E	DT	D	CX	C	BS	B	AT	AB
Tools	Nov/Opt	Y	T	S	R	OT	NE	N	MG	LX	L	K	IPS

Implant pick-up Open tray

- incl. retention screw
- Titanium



				
Implant connection	D 3.5/4.0	D 3.5/4.0	D 4.5/5.0	D 4.5/5.0
Version	short	long	short	long
Article No.	S 10	S 20	S 11	S 21

Implant pick-up Closed tray

- incl. abutment screw
- incl. Positioning cap
- Titanium







		
Implant connection	D 3.5/4.0	D 4.5/5.0
Article No.	S 30	S 32

Laboratory implant


- Titanium





				
Implant connection	D 3.0	D 3.0	D 3.5/4.0	D 3.5/4.0
Type		CADCAM		CADCAM
Placement instrument		S 83 T		S 80 T
Article No.	S 53	S 83	S 50	S 80

Laboratory implant

- Titanium



		
Implant connection	D 4.5/5.0	D 4.5/5.0
Type		CADCAM
Placement instrument		S 82 T
Article No.	S 52	S 82



Placement instrument laboratory implant CAD/CAM

• Stainless steel



Implant connection	D 3.0	D 3.5/4.0	D 4.5/5.0
Article No.	S 83 T	S 80 T	S 82 T

Abutment screw

• Titanium



Placement instrument	Hex 1.26	Hex 1.26	Ball Hex	Hex 1.26	Hex 1.26
Article No.	S 60	S 61	S 65	S 66	S 67

Please note: The correct choice of the abutment screw is stated with the respective abutment in the catalogue.

Abutment screw

• Titanium



Placement instrument	Ball Torx	Ball Torx	Ball Torx	Ball Torx
Article No.	S 68	S 69	S 70	S 71

Please note: The correct choice of the abutment screw is stated with the respective abutment in the catalogue.

Laboratory screw

• red coated



Article No.	S 60 L	S 61 L	S 67 L
-------------	--------	--------	--------

Please note: The correct choice of the laboratory screw is stated with the respective abutment in the catalogue.

Temporary abutment

• Titanium
• incl. abutment screw
• Recommended torque:
15 Ncm: D 3.0
20 Ncm: D 3.5/4.0
25 Ncm: D 4.5/5.0



Implant connection	D 3.0	D 3.5/4.0	D 4.5/5.0
Placement instrument	Hex 1.26	Hex 1.26	Hex 1.26
Abutment screw	S 67	S 60	S 61
Laboratory screw	S 67 L	S 60 L	S 61 L
Article No.	S 3530	S 3500	S 3520

AB	IPS
AT	K
B	L
BS	LX
C	MG
CX	N
D	NE
DT	OT
E	R
EV	S
F	T
GM	Y
H	Nov/Opt
I	Tools

Temporary abutment rotating

- Titanium
- incl. abutment screw
- Recommended torque:
20 Ncm: D 3.5/4.0
25 Ncm: D 4.5/5.0



Implant connection	D 3.5/4.0	D 4.5/5.0
Placement instrument	Hex 1.26	Hex 1.26
Abutment screw	S 60	S 61
Laboratory screw	S 60 L	S 61 L
Article No.	S 3700	S 3720

Standard abutment straight

- Titanium
- incl. abutment screw
- Recommended torque:
15 Ncm: D 3.0
20 Ncm: D 3.5/4.0



Implant connection	D 3.0	D 3.5/4.0	D 3.5/4.0	D 3.5/4.0	D 3.5/4.0
Gingiva height	1.5 mm	1.5 mm	1.5 mm	3.0 mm	3.0 mm
Diameter	3.5 mm	4.0 mm	5.2 mm	4.5 mm	5.2 mm
Placement instrument	Hex 1.26	Hex 1.26	Hex 1.26	Hex 1.26	Hex 1.26
Abutment screw	S 67	S 60	S 60	S 60	S 60
Laboratory screw	S 67 L	S 60 L	S 60 L	S 60 L	S 60 L
Article No.	S 130	S 100	S 110	S 100-3	S 110-3

Standard abutment straight

- Titanium
- incl. abutment screw
- Recommended torque: 25 Ncm



Implant connection	D 4.5/5.0	D 4.5/5.0
Gingiva height	1.5 mm	3.0 mm
Diameter	6.0 mm	6.5 mm
Placement instrument	Hex 1.26	Hex 1.26
Abutment screw	S 61	S 61
Laboratory screw	S 61 L	S 61 L
Article No.	S 120	S 120-3



Standard abutment angled 16°

- Titanium
- incl. abutment screw
- Recommended torque:
15 Ncm: D 3.0
20 Ncm: D 3.5/4.0



Implant connection	D 3.0	D 3.5/4.0	D 3.5/4.0	D 3.5/4.0	D 3.5/4.0
Gingiva height	1.5 mm	1.5 mm	1.5 mm	3.0 mm	3.0 mm
Diameter	3.5 mm	4.0 mm	5.2 mm	4.5 mm	5.2 mm
Placement instrument	Hex 1.26	Hex 1.26	Hex 1.26	Hex 1.26	Hex 1.26
Abutment screw	S 67	S 60	S 60	S 60	S 60
Laboratory screw	S 67 L	S 60 L	S 60 L	S 60 L	S 60 L
Article No.	S 230	S 200	S 210	S 200-3	S 210-3

Standard abutment angled 16°

- Titanium
- incl. abutment screw
- Recommended torque: 25 Ncm



Implant connection	D 4.5/5.0	D 4.5/5.0
Gingiva height	1.5 mm	3.0 mm
Diameter	6.0 mm	6.5 mm
Placement instrument	Hex 1.26	Hex 1.26
Abutment screw	S 61	S 61
Laboratory screw	S 61 L	S 61 L
Article No.	S 220	S 220-3

Castable gold abutment

- Au 60%; Pd 20%; Pt 19%; Ir 1%
- Cast-on
- incl. abutment screw
- Recommended torque:
20 Ncm: D 3.5/4.0
25 Ncm: D 4.5/5.0



Implant connection	D 3.5/4.0	D 4.5/5.0
Gold weight (g)	0,36	0,95
Placement instrument	Hex 1.26	Hex 1.26
Abutment screw	S 60	S 61
Laboratory screw	S 60 L	S 61 L
Article No.	S 300	S 320

AB	IPS
AT	K
B	L
BS	LX
C	MG
CX	N
D	NE
DT	OT
E	R
EV	S
F	T
GM	Y
H	Nov/Opt
I	Tools

Castable gold abutment rotating

- Au 60%; Pd 20%; Pt 19%; Ir 1%
- Cast-on
- incl. abutment screw
- Recommended torque:
20 Ncm: D 3.5/4.0
25 Ncm: D 4.5/5.0



Implant connection	D 3.5/4.0	D 4.5/5.0
Gold weight (g)	0,32	0,90
Placement instrument	Hex 1.26	Hex 1.26
Abutment screw	S 60	S 61
Laboratory screw	S 60 L	S 61 L
Article No.	S 300 R	S 320 R

Castable CoCr abutment

- CrCo alloy / CTE 14.1
- Cast-on
- incl. abutment screw
- Recommended torque:
20 Ncm: D 3.5/4.0
25 Ncm: D 4.5/5.0



Implant connection	D 3.5/4.0	D 4.5/5.0
Placement instrument	Hex 1.26	Hex 1.26
Abutment screw	S 60	S 61
Laboratory screw	S 60 L	S 61 L
Article No.	S 700	S 720

Please note: The Castable CoCr abutment may be cast on with NPM alloys where as the liquidus temperature does not exceed 1420°C.

Castable CoCr abutment rotating

- CrCo alloy / CTE 14.1
- Cast-on
- incl. abutment screw
- Recommended torque:
20 Ncm: D 3.5/4.0
25 Ncm: D 4.5/5.0



Implant connection	D 3.5/4.0	D 4.5/5.0
Placement instrument	Hex 1.26	Hex 1.26
Abutment screw	S 60	S 61
Laboratory screw	S 60 L	S 61 L
Article No.	S 700 R	S 720 R

Please note: The Castable CoCr abutment may be cast on with NPM alloys where as the liquidus temperature does not exceed 1420°C.



Solid abutment straight

- Titanium
- incl. abutment screw
- Recommended torque:
20 Ncm: D 3.5/4.0
25 Ncm: D 4.5/5.0

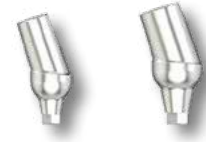


Implant connection	D 3.5/4.0	D 4.5/5.0
Gingiva height	3.5 mm	3.5 mm
Diameter	5.0 mm	6.0 mm
Placement instrument	Hex 1.26	Hex 1.26
Abutment screw	S 60	S 61
Laboratory screw	S 60 L	S 61 L
Article No.	S 400	S 420

Please note: The Solid abutment will be delivered additional with Laboratory screw.

Solid abutment angled 18°

- Titanium
- incl. abutment screw
- Recommended torque:
20 Ncm: D 3.5/4.0
25 Ncm: D 4.5/5.0



Implant connection	D 3.5/4.0	D 4.5/5.0
Gingiva height	3.5 mm	3.5 mm
Diameter	5.0 mm	6.0 mm
Placement instrument	Hex 1.26	Hex 1.26
Abutment screw	S 60	S 61
Laboratory screw	S 60 L	S 61 L
Article No.	S 500	S 520

Please note: The Solid abutment will be delivered additional with Laboratory screw.

Scanbody

- Titanium
- specially coated
- incl. retention screw



Implant connection	D 3.0	D 3.5/4.0	D 4.5/5.0
retention screw	S 67 SB	S 60 SB	S 61 SB
Article No.	S 1430	S 1400	S 1420

Please note: The Scanbody is sterilisable and for intra-oral scanning.

AB	IPS
AT	K
B	L
BS	LX
C	MG
CX	N
D	NE
DT	OT
E	R
EV	S
F	T
GM	Y
H	Nov/Opt
I	Tools

Titanium base ASC Flex

- angled screw channel
- Titanium
- incl. abutment screw
- Recommended torque:
15 Ncm: D 3.0
20 Ncm: D 3.5/4.0




Implant connection	D 3.0	D 3.0	D 3.5/4.0	D 3.5/4.0
Chimney height	3.5-6.5	3.5-6.5	3.5-6.5	3.5-6.5
Gingiva height	1.2 mm	2.5 mm	1.0 mm	2.5 mm
Placement instrument	Ball Torx	Ball Torx	Ball Torx	Ball Torx
Abutment screw	S 70	S 70	S 71	S 71
Article No.	S 1630-SF	S 1730-SF	S 1600-SF	S 1700-SF

Please note: To screw in the titanium base ASC Flex you need the Placement instrument Ball-Torx M 03-8, M 10-8 or 6-13-06. To select the desired direction of the angled screw channel, please consider the Instruction for use.

Modelling cap set

- burn-out plastic
- Scope of Delivery: four chimney heights



Modelling cap set straight	6-09-01	6-09-01	6-09-01	6-09-01
Modelling cap set angled	6-09-02	6-09-02	6-09-02	6-09-02

Titanium base ASC Flex

- angled screw channel
- Titanium
- incl. abutment screw
- Recommended torque: 25 Ncm




Implant connection	D 4.5/5.0	D 4.5/5.0
Chimney height	3.5-6.5	3.5-6.5
Gingiva height	0.7 mm	2.5 mm
Placement instrument	Ball Torx	Ball Torx
Abutment screw	S 69	S 69
Article No.	S 1620-SF	S 1720-SF

Please note: To screw in the titanium base ASC Flex you need the Placement instrument Ball-Torx M 03-8, M 10-8 or 6-13-06. To select the desired direction of the angled screw channel, please consider the Instruction for use.

Modelling cap set

- burn-out plastic
- Scope of Delivery: four chimney heights



Modelling cap set straight	6-09-25	6-09-25
Modelling cap set angled	6-09-26	6-09-26



Titanium base ASC Flex rotating

- angled screw channel
- Titanium
- incl. abutment screw
- Recommended torque:
15 Ncm: D 3.0
20 Ncm: D 3.5/4.0
25 Ncm: D 4.5/5.0



Implant connection	D 3.0	D 3.5/4.0	D 4.5/5.0
Chimney height	3.5-6.5	3.5-6.5	3.5-6.5
Gingiva height	1.2 mm	1.0 mm	0.7 mm
Placement instrument	Ball Torx	Ball Torx	Ball Torx
Abutment screw	S 70	S 71	S 69
Article No.	S 1830	S 1800	S 1820

Please note: To screw in the titanium base ASC Flex you need the Placement instrument Ball-Torx M 03-8, M 10-8 or 6-13-06.

Modelling cap set

- burn-out plastic
- Scope of Delivery: four chimney heights



Modelling cap set straight	6-09-01	6-09-01	6-09-25
Modelling cap set angled	6-09-02	6-09-02	6-09-26

Titanium base 2nd Generation


- Titanium
- incl. abutment screw
- Recommended torque: 15 Ncm



Implant connection	D 3.0	D 3.0
Chimney height	3.5 mm	5.5 mm
Gingiva height	0.6 mm	0.6 mm
Placement instrument	Hex 1.26	Hex 1.26
Abutment screw	S 67	S 67
Laboratory screw	S 67 L	S 67 L
Article No.	S 1030	S 1130

Titanium base 2nd Generation

- Titanium
- incl. abutment screw
- Recommended torque: 20 Ncm



Implant connection	D 3.5/4.0	D 3.5/4.0	D 3.5/4.0	D 3.5/4.0
Chimney height	3.5 mm	3.5 mm	5.5 mm	5.5 mm
Gingiva height	0.6 mm	1.1 mm	0.6 mm	1.1 mm
Placement instrument	Hex 1.26	Hex 1.26	Hex 1.26	Hex 1.26
Abutment screw	S 60	S 60	S 60	S 60
Laboratory screw	S 60 L	S 60 L	S 60 L	S 60 L
Article No.	S 1000	S 1200	S 1100	S 1300

AB	IPS
AT	K
B	L
BS	LX
C	MG
CX	N
D	NE
DT	OT
E	R
EV	S
F	T
GM	Y
H	Nov/Opt
I	Tools

Titanium base 2nd Generation

- Titanium
- incl. abutment screw
- Recommended torque: 25 Ncm



	■	■	■	■
Implant connection	D 4.5/5.0	D 4.5/5.0	D 4.5/5.0	D 4.5/5.0
Chimney height	3.5 mm	3.5 mm	5.5 mm	5.5 mm
Gingiva height	0.6 mm	1.1 mm	0.6 mm	1.1 mm
Placement instrument	Hex 1.26	Hex 1.26	Hex 1.26	Hex 1.26
Abutment screw	S 61	S 61	S 61	S 61
Laboratory screw	S 61 L	S 61 L	S 61 L	S 61 L
Article No.	S 1020	S 1220	S 1120	S 1320

Titanium base Bridges/ bars 2nd Generation

- rotating
- Titanium
- incl. abutment screw
- Recommended torque:
20 Ncm: D 3.5/4.0
25 Ncm: D 4.5/5.0



	■	■
Implant connection	D 3.5/4.0	D 4.5/5.0
Chimney height	3.5 mm	3.5 mm
Gingiva height	0.6 mm	0.6 mm
Placement instrument	Hex 1.26	Hex 1.26
Abutment screw	S 60	S 61
Laboratory screw	S 60 L	S 61 L
Article No.	S 1500	S 1520

PreFace abutment Titanium

- incl. abutment screw
- Recommended torque:
15 Ncm: D 3.0
20 Ncm: D 3.5/4.0
25 Ncm: D 4.5/5.0



	■	■	■	■	■
Implant connection	D 3.0	D 3.5/4.0	D 3.5/4.0	D 4.5/5.0	D 4.5/5.0
Diameter	11.5 mm	11.5 mm	16.0 mm	11.5 mm	16.0 mm
Placement instrument	Hex 1.26	Hex 1.26	Hex 1.26	Hex 1.26	Hex 1.26
Abutment screw	S 67	S 60	S 60	S 61	S 61
Laboratory screw	S 67 L	S 60 L	S 60 L	S 61 L	S 61 L
Article No.	S 9030-R	S 9000-R	S 9000-16R	S 9020-R	S 9020-16R

PreFace abutment CrCo alloy / CTE 14.1

- incl. abutment screw
- Recommended torque:
15 Ncm: D 3.0
20 Ncm: D 3.5/4.0
25 Ncm: D 4.5/5.0



	■	■	■
Implant connection	D 3.0	D 3.5/4.0	D 4.5/5.0
Diameter	11.5 mm	16.0 mm	16.0 mm
Placement instrument	Hex 1.26	Hex 1.26	Hex 1.26
Abutment screw	S 67	S 60	S 61
Laboratory screw	S 67 L	S 60 L	S 61 L
Article No.	S 9830-R	S 9800-16R	S 9820-16R

TI-Forms-Abutment for M-Series

- Titanium
- incl. abutment screw
- Recommended torque:
20 Ncm: D 3.5/4.0
25 Ncm: D 4.5/5.0



Implant connection	D 3.5/4.0	D 4.5/5.0
Diameter	11.5 mm	11.5 mm
Placement instrument	Hex 1.26	Hex 1.26
Abutment screw	S 60	S 61
Laboratory screw	S 60 L	S 61 L
Article No.	S 9000-ST	S 9020-ST

Please note: This is used with Straumann/M-series.

MedentiBASE abutment straight

- Titanium
- Recommended torque: 25 Ncm



Implant connection	D 3.5/4.0	D 3.5/4.0	D 3.5/4.0	D 3.5/4.0	D 3.5/4.0
Gingiva height	0.5 mm	1.5 mm	2.5 mm	3.5 mm	4.5 mm
Placement instrument	M 11-6	M 11-6	M 11-6	M 11-6	M 11-6
Article No.	S 4000	S 4100	S 4200	S 4300	S 4400

MedentiBASE abutment straight

- Titanium
- Recommended torque: 25 Ncm



Implant connection	D 4.5/5.0	D 4.5/5.0	D 4.5/5.0	D 4.5/5.0	D 4.5/5.0
Gingiva height	0.5 mm	1.5 mm	2.5 mm	3.5 mm	4.5 mm
Placement instrument	M 11-6	M 11-6	M 11-6	M 11-6	M 11-6
Article No.	S 4020	S 4120	S 4220	S 4320	S 4420

MedentiBASE bridge screw

- Titanium
- Recommended torque: 15 Ncm



Placement instrument	Ball Torx	Hex 1.26
Article No.	6-28-01	S 7600

AB	IPS
AT	K
B	L
BS	LX
C	MG
CX	N
D	NE
DT	OT
E	R
EV	S
F	T
GM	Y
H	Nov/Opt
I	Tools

MedentiBASE prosthetic components

- incl. bridge screw
- Recommended torque: 15 Ncm
- titanium base / titanium cap:
incl. bridge screw
Material: Titanium
- Material scanbody: Titanium

			
Description	titanium base ASC	titanium cap Flex	titanium base
Placement instrument	Ball Torx	Hex 1.26	Hex 1.26
Abutment screw	6-28-01	S 7600	S 7600
Article No.	6-28-02	S 4730	S 4840





MedentiBASE prosthetic components

- incl. bridge screw
- Material plastic coping: Tecanat (PC)
- Material HSL coping:
Au 60%; Pd 20%; Pt 19%; Ir 1%

		
Description	plastic cap	gold cap, castable
Article No.	S 4710	S 4720


MedentiBASE Prosthetic components for passive fit

- incl. bridge screw
- Recommended torque: 15 Ncm
- adhesive cap Material: Titanium
- adhesive casing incl. Modelling screw

				
Description	adhesive cap	adhesive casing Short	adhesive cap	adhesive casing Long
Version	Short	Short	Long	Long
Placement instrument	Hex 1.26		Hex 1.26	
Abutment screw	S 7600		S 7600	
Article No.	S 4800	S 4810	S 4820	S 4830






MedentiBASE scanbody

- Titanium specially coated
- incl. bridge screw

	
Article No.	S 4900
Please note: The Scanbody is sterilisable and for intra-oral scanning.	

MedentiBASE accessories

- Material cover cap: Titanium
- Material implant pick-up: Titanium
- Material laboratory implant: Titanium
- Material laboratory implant CAD/CAM: Stainless steel
- Material placement instrument: Stainless steel

					
Description	cover cap	implant pick-up	Laboratory implant	Laboratory implant CAD-CAM	Placement instrument
Placement instrument				M 11-6	
Article No.	S 4610	S 4620	4630	80	M 11-6



Multi-unit abutment straight

- Titanium
- Sterile packaged
- Recommended torque: 20 Ncm



Implant connection	D 3.5/4.0	D 3.5/4.0
Gingiva height	1.5 mm	3.5 mm
Placement instrument	M 11-11	M 11-11
Article No.	S 8000	S 8001

Please note: To screw in the Multi-unit abutment straight you need the Placement instrument M 11-11.

Multi-unit abutment angled 17°

- Titanium
- Sterile packaged
- incl. abutment screw
- Recommended torque: 20 Ncm



Implant connection	D 3.5/4.0	D 3.5/4.0
Gingiva height (mm)	1.1/2.5	2.1/3.5
Placement instrument	Hex 1,26	Hex 1,26
Abutment screw	S 65	S 65
Article No.	S 8100	S 8101

Multi-unit abutment angled 30°

- Titanium
- Sterile packaged
- incl. abutment screw
- Recommended torque: 20 Ncm



Implant connection	D 3.5/4.0	D 3.5/4.0
Gingiva height (mm)	0.6/3.0	1.6/4.0
Placement instrument	Hex 1,26	Hex 1,26
Abutment screw	S 65	S 65
Article No.	S 8300	S 8301

Multi-unit abutment straight

- Titanium
- Sterile packaged
- Recommended torque: 25 Ncm



Implant connection	D 4.5/5.0	D 4.5/5.0
Gingiva height	1.5 mm	3.5 mm
Placement instrument	M 11-11	M 11-11
Article No.	S 8020	S 8021

Please note: To screw in the Multi-unit abutment straight you need the Placement instrument M 11-11.

AB	IPS
AT	K
B	L
BS	LX
C	MG
CX	N
D	NE
DT	OT
E	R
EV	S
F	T
GM	Y
H	Nov/Opt
I	Tools

Multi-unit abutment angled 17°

- Titanium
- Sterile packaged
- incl. abutment screw
- Recommended torque: 25 Ncm



Implant connection	D 4.5/5.0	D 4.5/5.0
Gingiva height (mm)	1.1/2.5	2.1/3.5
Placement instrument	Hex 1,26	Hex 1,26
Abutment screw	S 66	S 66
Article No.	S 8120	S 8121

Multi-unit abutment angled 30°

- Titanium
- Sterile packaged
- incl. abutment screw
- Recommended torque: 25 Ncm



Implant connection	D 4.5/5.0	D 4.5/5.0
Gingiva height (mm)	0.6/3.0	1.6/4.0
Placement instrument	Hex 1,26	Hex 1,26
Abutment screw	S 66	S 66
Article No.	S 8320	S 8321

Multi-unit bridge screw

- Material: Titanium
- Recommended torque: 15 Ncm



Placement instrument	Ball Torx	Hex 1,26
Article No.	6-31-01	S 8501

Multi-unit prosthetic components

- Recommended torque: 15 Ncm
- titanium base / titanium cap: incl. bridge screw
- Material: Titanium
- modelling sleeve: without Bridge screw
- Material: Tecanat (PC)





Description	titanium base ASC	titanium base	titanium cap Flex	modelling sleeve
Placement instrument	Ball Torx	Hex 1,26	Hex 1,26	
Screw	6-31-01	S 8501	S 8501	
Article No.	6-31-02	S 8508	S 8519	8510

Please note: The Multi-unit modelling sleeve can be used with the Multi-unit titanium base and Multi-unit titanium cap.





Multi-unit prosthetic components

- incl. bridge screw
- Recommended torque: 15 Ncm
- Material gold cap, castable:
Au 60%; Pd 20%; Pt 19%; Ir 1%
- Material CoCr cap:
CrCo alloy / CTE 14.1

		
Description	gold cap, castable	CoCr cap
Placement instrument	Hex 1,26	Hex 1,26
Screw	S 8501	S 8501
Article No.	S 8506	S 8507



Multi-unit screw matrix

- Material MedentiLOC:
Titanium TiN coated
- Material Novaloc:
Titanium ADLC coated
- Recommended torque: 15 Ncm

		
Description	MedentiLOC	Novaloc
Placement instrument	Hex 1,26	Hex 1,26
Article No.	S 8517	S 8518




Multi-unit scanbody

- Titanium specially coated
- incl. bridge screw

		
Version	straight	angled
Placement instrument	Hex 1,26	Hex 1,26
Screw	S 8501	S 8501
Article No.	S 8500	S 8513
Please note:	The Scanbody is sterilisable and for intra-oral scanning.	

Multi-unit Laboratory implant

- Titanium

			
Version	straight	angled	angled
Type		17°	30°
Article No.	8504	8514-17	8514-30

Multi-unit Laboratory implant CAD/CAM





- Titanium

			
Version	straight	angled	angled
Type		17°	30°
Placement instrument	M 11-11	8515 T	8515 T
Article No.	8509	8515-17	8515-30

AB	IPS
AT	K
B	L
BS	LX
C	MG
CX	N
D	NE
DT	OT
E	R
EV	S
F	T
GM	Y
H	Nov/Opt
I	Tools






Multi-unit accessories

- Material cover cap: Titanium
- Material implant pick-up: Titanium
- Material placement instrument: Stainless steel
- Placement instrument laboratory implant: Stainless steel

Description				
Article No.	S 8502	S 8503	M 11-11	8515 T

MedentiLOC abutment straight






- Titanium
- TiN coated
- Recommended torque: 25 Ncm

					
Implant connection	D 3.5/4.0	D 3.5/4.0	D 3.5/4.0	D 3.5/4.0	D 3.5/4.0
Gingiva height	1.5 mm	2.5 mm	3.5 mm	4.5 mm	5.5 mm
Placement instrument	Hex 1,26	Hex 1,26	Hex 1,26	Hex 1,26	Hex 1,26
Article No.	S 2000	S 2100	S 2200	S 2300	S 2400

Please note: To screw in the straight MedentiLOC abutments you need the Placement instrument hex 1,26 mm M 03-1 or M 10-1 / M 09-1 or M 11-1.

MedentiLOC abutment angled 15°






- Titanium
- TiN coated
- incl. abutment screw
- Recommended torque: 20 Ncm

					
Implant connection	D 3.5/4.0	D 3.5/4.0	D 3.5/4.0	D 3.5/4.0	D 3.5/4.0
Gingiva height (mm)	1.0/2.0	2.0/3.0	3.0/4.0	4.0/5.0	5.0/6.0
Placement instrument	Ball Hex	Ball Hex	Ball Hex	Ball Hex	Ball Hex
Abutment screw	S 65	S 65	S 65	S 65	S 65
Article No.	S 2500	S 2600	S 2700	S 2800	S 2900

Please note: To screw in the angled MedentiLOC abutments you need the special Placement instrument Ball-Hex 1,26 mm M 03-7 or M 10-7.

MedentiLOC abutment straight

- Titanium
- TiN coated
- Recommended torque: 25 Ncm


					
Implant connection	D 4.5/5.0	D 4.5/5.0	D 4.5/5.0	D 4.5/5.0	D 4.5/5.0
Gingiva height	1.5 mm	2.5 mm	3.5 mm	4.5 mm	5.5 mm
Placement instrument	Hex 1,26	Hex 1,26	Hex 1,26	Hex 1,26	Hex 1,26
Article No.	S 2020	S 2120	S 2220	S 2320	S 2420

Please note: To screw in the straight MedentiLOC abutments you need the Placement instrument hex 1,26 mm M 03-1 or M 10-1 / M 09-1 or M 11-1.



Novaloc Processing package

- Matrix housing, titanium/PEEK
- Retention insert white
Retention force: light
- Retention insert yellow
Retention force: medium
- Retention insert green
Retention force: strong
- Mounting collar, silicone
- 2 pcs per package
- incl. mounting insert



Material matrix housing	Titanium	PEEK
Article No.	2010.601-NOV	2010.611-NOV
Please note:	The entire product overview is available in section Novaloc.	

Placement instrument MedentiLOC abutment, angled

- Stainless steel
- Ball Hex



Version	Contra-angle	Manual and ratchet
Article No.	M 03-7	M 10-7

MedentiLOC Laboratory implant

- Stainless steel



Version	straight	angled
Article No.	56	57

Novaloc abutment straight

- Titanium
- ADLC coated
- Recommended torque: 25 Ncm



Implant connection	D 3.5/4.0	D 3.5/4.0	D 3.5/4.0	D 3.5/4.0	D 3.5/4.0
Gingiva height	1.0 mm	2.0 mm	3.0 mm	4.0 mm	5.0 mm
Placement instrument	Hex 1.26	Hex 1.26	Hex 1.26	Hex 1.26	Hex 1.26
Article No.	S 6000	S 6100	S 6200	S 6300	S 6400

AB	IPS
AT	K
B	L
BS	LX
C	MG
CX	N
D	NE
DT	OT
E	R
EV	S
F	T
GM	Y
H	Nov/Opt
I	Tools

Novaloc abutment angled 15°

- Titanium
- ADLC coated
- incl. abutment screw
- Recommended torque: 20 Ncm



Implant connection	D 3.5/4.0	D 3.5/4.0	D 3.5/4.0	D 3.5/4.0	D 3.5/4.0
Gingiva height (mm)	1.0/2.0	2.0/3.0	3.0/4.0	4.0/5.0	5.0/6.0
Placement instrument	Ball Torx	Ball Torx	Ball Torx	Ball Torx	Ball Torx
Abutment screw	S 68	S 68	S 68	S 68	S 68
Article No.	S 6500	S 6600	S 6700	S 6800	S 6900

Please note: To screw in the angled Novaloc abutments you need the special Placement instrument Ball-Torx M 03-8 or M 10-8.

Novaloc abutment straight

- Titanium
- ADLC coated
- Recommended torque: 25 Ncm



Implant connection	D 4.5/5.0	D 4.5/5.0	D 4.5/5.0	D 4.5/5.0	D 4.5/5.0
Gingiva height	1.0 mm	2.0 mm	3.0 mm	4.0 mm	5.0 mm
Placement instrument	Hex 1.26	Hex 1.26	Hex 1.26	Hex 1.26	Hex 1.26
Article No.	S 6020	S 6120	S 6220	S 6320	S 6420

Novaloc Processing package

- Matrix housing, titanium/PEEK
- Retention insert white
Retention force: light
- Retention insert yellow
Retention force: medium
- Retention insert green
Retention force: strong
- Mounting collar, silicone
- 2 pcs per package
- incl. mounting insert



Material matrix housing	Titanium	PEEK
Article No.	2010.601-NOV	2010.611-NOV

Please note: The entire product overview is available in section Novaloc.

Placement instrument Ball Torx

- Stainless steel



Version	Contra-angle	Contra-angle	Manual and ratchet
Type	L 30 mm	long	long
Article No.	6-13-06	M 03-8	M 10-8



Novaloc Laboratory implant


- Stainless steel



Version	straight	angled
Article No.	58	59

Optiloc abutment straight

- Titanium
- ADLC coated
- Recommended torque: 25 Ncm



Implant connection	D 3.5/4.0	D 3.5/4.0	D 3.5/4.0	D 3.5/4.0	D 3.5/4.0
Gingiva height	1.0 mm	2.0 mm	3.0 mm	4.0 mm	5.0 mm
Placement instrument	M 59 / M 79	M 59 / M 79	M 59 / M 79	M 59 / M 79	M 59 / M 79
Article No.	S 5000	S 5100	S 5200	S 5300	S 5400

Optiloc abutment straight

- Titanium
- ADLC coated
- Recommended torque: 25 Ncm



Implant connection	D 4.5/5.0	D 4.5/5.0	D 4.5/5.0	D 4.5/5.0	D 4.5/5.0
Gingiva height	1.0 mm	2.0 mm	3.0 mm	4.0 mm	5.0 mm
Placement instrument	M 59 / M 79	M 59 / M 79	M 59 / M 79	M 59 / M 79	M 59 / M 79
Article No.	S 5020	S 5120	S 5220	S 5320	S 5420

Optiloc Processing package

- Matrix housing, titanium
- Retention insert white
Retention force: light
- Retention insert yellow
Retention force: medium
- Retention insert green
Retention force: strong
- Mounting collar, silicone
- 2 pcs per package



Material matrix housing	Titanium
Article No.	5202.0001-OPT

Please note: The entire product overview is available in section Optiloc.

Placement instrument Optiloc abutment

- Stainless steel



Version	Manual and ratchet	Contra-angle
Article No.	M 59	M 79

AB	IPS
AT	K
B	L
BS	LX
C	MG
CX	N
D	NE
DT	OT
E	R
EV	S
F	T
GM	Y
H	Nov/Opt
I	Tools

Optiloc Model Analog

· Material: Al



Version	Model Analog
Article No.	2102.0024-OPT

Planning abutment straight

· metal red coated



	■	■	■
Implant connection	D 3.5/4.0	D 3.5/4.0	D 4.5/5.0
Gingiva height (mm)	1.5/3.0	1.5/3.0	1.5/3.0
Diameter	4.5 mm	5.2 mm	6.5 mm
Article No.	SP 100-3	SP 110-3	SP 120-3

Planning abutment angled 16°

· metal red coated



	■	■	■
Implant connection	D 3.5/4.0	D 3.5/4.0	D 4.5/5.0
Gingiva height (mm)	1.5/3.0	1.5/3.0	1.5/3.0
Diameter	4.5 mm	5.2 mm	6.5 mm
Article No.	SP 200-3	SP 210-3	SP 220-3

Planning abutment set

· 6 piece



Article No.	SPS
Content:	SP 100-3, SP 110-3, SP 120-3, SP 200-3, SP 210-3, SP 220-3



I	H	GM	F	EV	E	DT	D	CX	C	BS	B	AT	AB
Tools	Nov/Opt	Y	T	S	R	OT	NE	N	MG	LX	L	K	IPS

*is a registered trademark of an independent third party

T-Series



The T-Series abutments are compatible with

DENTSPLY SIRONA XiVE^{®*} S

DETAILED VIEW

Exact view of the direction of the angulation (indexing) of all angled abutments.



Type 1

angled over flat



Type 2

angled over corner


*is a registered trademark of an independent third party



AB	IPS
AT	K
B	L
BS	LX
C	MG
CX	N
D	NE
DT	OT
E	R
EV	S
F	T
GM	Y
H	Nov/Opt
I	Tools

Implant pick-up Open tray


- incl. retention screw
- Titanium



Implant connection	D 3.4	D 3.4	D 3.8	D 3.8
Version	short	long	short	long
Article No.	T 10	T 20	T 15	T 25

Implant pick-up Open tray

- incl. retention screw
- Titanium



Implant connection	D 4.5	D 4.5	D 5.5	D 5.5
Version	short	long	short	long
Article No.	T 11	T 21	T 12	T 22

Implant pick-up Closed tray

- incl. abutment screw
- incl. Positioning cap
- Titanium



Implant connection	D 3.4	D 3.8	D 4.5	D 5.5
Article No.	T 30	T 35	T 31	T 32

Laboratory implant

- Titanium



Implant connection	D 3.4	D 3.4	D 3.8	D 3.8
Type		CADCAM		CADCAM
Placement instrument		T 80 T		T 85 T
Article No.	T 50	T 80	T 55	T 85



Laboratory implant


• Titanium



Implant connection	D 4.5	D 4.5	D 5.5	D 5.5
Type		CADCAM		CADCAM
Placement instrument		T 81 T		T 82 T
Article No.	T 51	T 81	T 52	T 82

Placement instrument laboratory implant CADCAM

• Stainless steel



Implant connection	D 3.4	D 3.8	D 4.5	D 5.5
Article No.	T 80 T	T 85 T	T 81 T	T 82 T

Abutment screw

• Titanium



Placement instrument	Hex 1.2	Ball Hex	Ball Torx
Article No.	T 60	T 62	T 63

Please note: The correct choice of the abutment screw is stated with the respective abutment in the catalogue.

Laboratory screw

• red coated



Article No.	T 60 L
-------------	--------

Please note: The correct choice of the laboratory screw is stated with the respective abutment in the catalogue.

AB	IPS
AT	K
B	L
BS	LX
C	MG
CX	N
D	NE
DT	OT
E	R
EV	S
F	T
GM	Y
H	Nov/Opt
I	Tools

Temporary abutment


- Titanium
- incl. abutment screw
- Recommended torque: 25 Ncm



Implant connection	D 3.4	D 3.8	D 4.5
Placement instrument	Hex 1.2	Hex 1.2	Hex 1.2
Abutment screw	T 60	T 60	T 60
Laboratory screw	T 60 L	T 60 L	T 60 L
Article No.	T 3500	T 3505	T 3510

Standard abutment straight

- Titanium
- incl. abutment screw
- Recommended torque: 25 Ncm



Implant connection	D 3.4	D 3.4	D 3.8	D 3.8
Gingiva height	1.0 mm	2.5 mm	1.0 mm	2.5 mm
Diameter	3.8 mm	4.5 mm	4.5 mm	5.0 mm
Placement instrument	Hex 1.2	Hex 1.2	Hex 1.2	Hex 1.2
Abutment screw	T 60	T 60	T 60	T 60
Laboratory screw	T 60 L	T 60 L	T 60 L	T 60 L
Article No.	T 100-1	T 100	T 105-1	T 105

Standard abutment straight

- Titanium
- incl. abutment screw
- Recommended torque: 25 Ncm




Implant connection	D 4.5	D 4.5	D 5.5	D 5.5
Gingiva height	1.0 mm	2.5 mm	1.0 mm	2.5 mm
Diameter	5.2 mm	5.7 mm	6.2 mm	6.7 mm
Placement instrument	Hex 1.2	Hex 1.2	Hex 1.2	Hex 1.2
Abutment screw	T 60	T 60	T 60	T 60
Laboratory screw	T 60 L	T 60 L	T 60 L	T 60 L
Article No.	T 110-1	T 110	T 120-1	T 120



Standard abutment angled 16°

- Titanium
- incl. abutment screw
- Type 1 = angled over flat
- Type 2 = angled over corner
- Recommended torque: 25 Ncm



Implant connection	D 3.4	D 3.4	D 3.8	D 3.8
Gingiva height	1.0 mm	2.5 mm	1.0 mm	2.5 mm
Diameter	3.8 mm	4.5 mm	4.5 mm	5.0 mm
Placement instrument	Hex 1.2	Hex 1.2	Hex 1.2	Hex 1.2
Abutment screw	T 60	T 60	T 60	T 60
Laboratory screw	T 60 L	T 60 L	T 60 L	T 60 L
Article No. Type 1	T 200-1-1	T 200-1	T 205-1-1	T 205-1
Article No. Type 2	T 200-2-1	T 200-2	T 205-2-1	T 205-2

Standard abutment angled 16°

- Titanium
- incl. abutment screw
- Type 1 = angled over flat
- Type 2 = angled over corner
- Recommended torque: 25 Ncm



Implant connection	D 4.5	D 4.5	D 5.5	D 5.5
Gingiva height	1.0 mm	2.5 mm	1.0 mm	2.5 mm
Diameter	5.2 mm	5.7 mm	6.2 mm	6.7 mm
Placement instrument	Hex 1.2	Hex 1.2	Hex 1.2	Hex 1.2
Abutment screw	T 60	T 60	T 60	T 60
Laboratory screw	T 60 L	T 60 L	T 60 L	T 60 L
Article No. Type 1	T 210-1-1	T 210-1	T 220-1-1	T 220-1
Article No. Type 2	T 210-2-1	T 210-2	T 220-2-1	T 220-2

Castable gold abutment

- Au 60%; Pd 20%; Pt 19%; Ir 1%
- Cast-on
- incl. abutment screw
- Recommended torque: 25 Ncm



Implant connection	D 3.4	D 3.8	D 4.5	D 5.5
Gold weight (g)	0,47	0,69	0,75	1,02
Placement instrument	Hex 1.2	Hex 1.2	Hex 1.2	Hex 1.2
Abutment screw	T 60	T 60	T 60	T 60
Laboratory screw	T 60 L	T 60 L	T 60 L	T 60 L
Article No.	T 300	T 305	T 310	T 320

AB	IPS
AT	K
B	L
BS	LX
C	MG
CX	N
D	NE
DT	OT
E	R
EV	S
F	T
GM	Y
H	Nov/Opt
I	Tools

Castable gold abutment rotating

- Au 60%; Pd 20%; Pt 19%; Ir 1%
- Cast-on
- incl. abutment screw
- Recommended torque: 25 Ncm



	■	■	■
	■	■	■
Implant connection	D 3.4	D 3.8	D 4.5
Gold weight (g)	0,38	0,54	0,60
Placement instrument	Hex 1.2	Hex 1.2	Hex 1.2
Abutment screw	T 60	T 60	T 60
Laboratory screw	T 60 L	T 60 L	T 60 L
Article No.	T 300 R	T 305 R	T 310 R

Castable CoCr abutment

- CrCo alloy / CTE 14.1
- Cast-on
- incl. abutment screw
- Recommended torque: 25 Ncm



	■	■	■	■
	■	■	■	■
Implant connection	D 3.4	D 3.8	D 4.5	D 5.5
Placement instrument	Hex 1.2	Hex 1.2	Hex 1.2	Hex 1.2
Abutment screw	T 60	T 60	T 60	T 60
Laboratory screw	T 60 L	T 60 L	T 60 L	T 60 L
Article No.	T 700	T 705	T 710	T 720

Please note: The Castable CoCr abutment may be cast on with NPM alloys where as the liquidus temperature does not exceed 1420°C.

Castable CoCr abutment rotating

- CrCo alloy / CTE 14.1
- Cast-on
- incl. abutment screw
- Recommended torque: 25 Ncm



	■	■	■
	■	■	■
Implant connection	D 3.4	D 3.8	D 4.5
Placement instrument	Hex 1.2	Hex 1.2	Hex 1.2
Abutment screw	T 60	T 60	T 60
Laboratory screw	T 60 L	T 60 L	T 60 L
Article No.	T 700 R	T 705 R	T 710 R

Please note: The Castable CoCr abutment may be cast on with NPM alloys where as the liquidus temperature does not exceed 1420°C.



Solid abutment straight

- Titanium
- incl. abutment screw
- Recommended torque: 25 Ncm



	■	■	■	■
Implant connection	D 3.4	D 3.8	D 4.5	D 5.5
Gingiva height	3.5 mm	3.5 mm	3.5 mm	3.5 mm
Diameter	4.6 mm	5.0 mm	5.5 mm	6.5 mm
Placement instrument	Hex 1.2	Hex 1.2	Hex 1.2	Hex 1.2
Abutment screw	T 60	T 60	T 60	T 60
Laboratory screw	T 60 L	T 60 L	T 60 L	T 60 L
Article No.	T 400	T 405	T 410	T 420

Please note: The Solid abutment will be delivered additional with Laboratory screw.

Solid abutment angled 18°

- Titanium
- incl. abutment screw
- Type 1 = angled over flat
- Type 2 = angled over corner
- Recommended torque: 25 Ncm



	■	■	■	■
Implant connection	D 3.4	D 3.8	D 4.5	D 5.5
Gingiva height	3.5 mm	3.5 mm	3.5 mm	3.5 mm
Diameter	4.6 mm	5.0 mm	5.7 mm	6.5 mm
Placement instrument	Hex 1.2	Hex 1.2	Hex 1.2	Hex 1.2
Abutment screw	T 60	T 60	T 60	T 60
Laboratory screw	T 60 L	T 60 L	T 60 L	T 60 L
Article No. Type 1	T 500-1	T 505-1	T 510-1	T 520-1
Article No. Type 2	T 500-2	T 505-2	T 510-2	T 520-2

Please note: The Solid abutment will be delivered additional with Laboratory screw.

Scanbody

- Titanium
- specially coated
- incl. retention screw




	■	■	■
Implant connection	D 3.4	D 3.8	D 4.5/5.5
retention screw	T 60 SB	T 60 SB	T 60 SB
Article No.	T 1400	T 1405	T 1410

Please note: The Scanbody is sterilisable and for intra-oral scanning.

AB	IPS
AT	K
B	L
BS	LX
C	MG
CX	N
D	NE
DT	OT
E	R
EV	S
F	T
GM	Y
H	Nov/Opt
I	Tools

Titanium base ASC Flex

- angled screw channel
- Titanium
- incl. abutment screw
- Type SF = Screw channel angled over the flat of the scanbody Type
- Recommended torque: 25 Ncm




Implant connection	D 3.4	D 3.8	D 4.5	D 5.5
Chimney height	3.5-6.5	3.5-6.5	3.5-6.5	3.5-6.5
Gingiva height	0.35 mm	0.35 mm	0.6 mm	0.6 mm
Placement instrument	Ball Torx	Ball Torx	Ball Torx	Ball Torx
Abutment screw	T 63	T 63	T 63	T 63
Article No. Type 1	T 1600-1-SF	T 1605-1-SF	T 1610-1-SF	T 1620-1-SF

Please note: To screw in the titanium base ASC Flex you need the Placement instrument Ball-Torx M 03-8, M 10-8 or 6-13-06. To select the desired direction of the angled screw channel, please consider the Instruction for use.

Modelling cap set

- burn-out plastic
- Scope of Delivery: four chimney heights



Modelling cap set straight	6-09-01	6-09-01	6-09-21	6-09-15
Modelling cap set angled	6-09-02	6-09-02	6-09-22	6-09-16

Titanium base ASC Flex rotating

- angled screw channel
- Titanium
- incl. abutment screw
- Recommended torque: 25 Ncm




Implant connection	D 3.4	D 3.8	D 4.5	D 5.5
Chimney height	3.5-6.5	3.5-6.5	3.5-6.5	3.5-6.5
Gingiva height	0.35 mm	0.35 mm	0.6 mm	0.6 mm
Placement instrument	Ball Torx	Ball Torx	Ball Torx	Ball Torx
Abutment screw	T 63	T 63	T 63	T 63
Article No.	T 1800	T 1805	T 1810	T 1820

Please note: To screw in the titanium base ASC Flex you need the Placement instrument Ball-Torx M 03-8, M 10-8 or 6-13-06.

Modelling cap set

- burn-out plastic
- Scope of Delivery: four chimney heights



Modelling cap set straight	6-09-01	6-09-01	6-09-21	6-09-15
Modelling cap set angled	6-09-02	6-09-02	6-09-22	6-09-16



Titanium base 2nd Generation

- Titanium
- incl. abutment screw
- Recommended torque: 25 Ncm



Implant connection	D 3.4	D 3.4	D 3.8	D 3.8
Chimney height	3.5 mm	5.5 mm	3.5 mm	5.5 mm
Gingiva height	0.3 mm	0.3 mm	0.3 mm	0.3 mm
Placement instrument	Hex 1.2	Hex 1.2	Hex 1.2	Hex 1.2
Abutment screw	T 60	T 60	T 60	T 60
Laboratory screw	T 60 L	T 60 L	T 60 L	T 60 L
Article No.	T 1000	T 1100	T 1005	T 1105

Titanium base 2nd Generation

- Titanium
- incl. abutment screw
- Recommended torque: 25 Ncm



Implant connection	D 4.5	D 4.5	D 5.5	D 5.5
Chimney height	3.5 mm	5.5 mm	3.5 mm	5.5 mm
Gingiva height	0.6 mm	0.6 mm	0.6 mm	0.6 mm
Placement instrument	Hex 1.2	Hex 1.2	Hex 1.2	Hex 1.2
Abutment screw	T 60	T 60	T 60	T 60
Laboratory screw	T 60 L	T 60 L	T 60 L	T 60 L
Article No.	T 1010	T 1110	T 1020	T 1120

Titanium base Bridges/ bars 2nd Generation

- rotating
- Titanium
- incl. abutment screw
- Recommended torque: 25 Ncm



Implant connection	D 3.4	D 3.8	D 4.5	D 5.5
Chimney height	3.5 mm	3.5 mm	3.5 mm	3.5 mm
Gingiva height	0.3 mm	0.3 mm	0.6 mm	0.6 mm
Placement instrument	Hex 1.2	Hex 1.2	Hex 1.2	Hex 1.2
Abutment screw	T 60	T 60	T 60	T 60
Laboratory screw	T 60 L	T 60 L	T 60 L	T 60 L
Article No.	T 1500	T 1505	T 1510	T 1520

	AB	IPS
	AT	K
	B	L
	BS	LX
	C	MG
	CX	N
	D	NE
	DT	OT
	E	R
	EV	S
	F	T
	GM	Y
	H	Nov/Opt
I	Tools	

**PreFace abutment
Titanium**

- incl. abutment screw
- Recommended torque: 25 Ncm



Implant connection	D 3.4	D 3.8	D 3.8	D 4.5	D 4.5
Diameter	11.5 mm	11.5 mm	16.0 mm	11.5 mm	16.0 mm
Placement instrument	Hex 1.2	Hex 1.2	Hex 1.2	Hex 1.2	Hex 1.2
Abutment screw	T 60	T 60	T 60	T 60	T 60
Laboratory screw	T 60 L	T 60 L	T 60 L	T 60 L	T 60 L
Article No.	T 9000-R	T 9005-R	T 9005-16R	T 9010-R	T 9010-16R

**PreFace abutment
Titanium**

- incl. abutment screw
- Recommended torque: 25 Ncm



Implant connection	D 5.5
Diameter	16.0 mm
Placement instrument	Hex 1.2
Abutment screw	T 60
Laboratory screw	T 60 L
Article No.	T 9020-16R

**PreFace abutment
CrCo alloy / CTE 14.1**

- incl. abutment screw
- Recommended torque: 25 Ncm



Implant connection	D 3.4	D 3.8	D 4.5	D 5.5
Diameter	11.5 mm	16.0 mm	16.0 mm	16.0 mm
Placement instrument	Hex 1.2	Hex 1.2	Hex 1.2	Hex 1.2
Abutment screw	T 60	T 60	T 60	T 60
Laboratory screw	T 60 L	T 60 L	T 60 L	T 60 L
Article No.	T 9800-R	T 9805-16R	T 9810-16R	T 9820-16R



TI-Forms-Abutment for M-Series

- Titanium
- incl. abutment screw
- Recommended torque: 25 Ncm



Implant connection	D 3.4	D 3.8	D 4.5	D 5.5
Diameter	11.5 mm	11.5 mm	11.5 mm	11.5 mm
Placement instrument	Hex 1.2	Hex 1.2	Hex 1.2	Hex 1.2
Abutment screw	T 60	T 60	T 60	T 60
Laboratory screw	T 60 L	T 60 L	T 60 L	T 60 L
Article No.	T 9000-ST	T 9005-ST	T 9010-ST	T 9020-ST

Please note: This is used with Straumann/M-series.

MedentiBASE abutment straight

- Titanium
- Recommended torque: 25 Ncm



Implant connection	D 3.4	D 3.4	D 3.4	D 3.4	D 3.4
Gingiva height	0.5 mm	1.5 mm	2.5 mm	3.5 mm	4.5 mm
Placement instrument	M 11-6	M 11-6	M 11-6	M 11-6	M 11-6
Article No.	T 4000	T 4100	T 4200	T 4300	T 4400

MedentiBASE abutment straight

- Titanium
- Recommended torque: 25 Ncm



Implant connection	D 3.8	D 3.8	D 3.8	D 3.8	D 3.8
Gingiva height	0.5 mm	1.5 mm	2.5 mm	3.5 mm	4.5 mm
Placement instrument	M 11-6	M 11-6	M 11-6	M 11-6	M 11-6
Article No.	T 4005	T 4105	T 4205	T 4305	T 4405

MedentiBASE abutment straight

- Titanium
- Recommended torque: 25 Ncm



Implant connection	D 4.5	D 4.5	D 4.5	D 4.5	D 4.5
Gingiva height	0.5 mm	1.5 mm	2.5 mm	3.5 mm	4.5 mm
Placement instrument	M 11-6	M 11-6	M 11-6	M 11-6	M 11-6
Article No.	T 4010	T 4110	T 4210	T 4310	T 4410

AB	IPS
AT	K
B	L
BS	LX
C	MG
CX	N
D	NE
DT	OT
E	R
EV	S
F	T
GM	Y
H	Nov/Opt
I	Tools

MedentiBASE bridge screw

- Titanium
- Recommended torque: 15 Ncm




Placement instrument
Article No.

	
Ball Torx	Hex 1.2
6-28-01	T 7600

MedentiBASE prosthetic components

- incl. bridge screw
- Recommended torque: 15 Ncm
- titanium base / titanium cap: incl. bridge screw
- Material: Titanium
- Material scanbody: Titanium

Description
Placement instrument
Abutment screw
Article No.

		
titanium base ASC	titanium cap Flex	titanium base
Ball Torx	Hex 1.2	Hex 1.2
6-28-01	T 7600	T 7600
6-28-02	T 4730	T 4840

MedentiBASE prosthetic components

- incl. bridge screw
- Material plastic coping: Tecanat (PC)
- Material HSL coping: Au 60%; Pd 20%; Pt 19%; Ir 1%

Description
Article No.

	
plastic cap	gold cap, castable
T 4710	T 4720

MedentiBASE Prosthetic components for passive fit

- incl. bridge screw
- Recommended torque: 15 Ncm
- adhesive cap Material: Titanium
- adhesive casing incl. Modelling screw

Description
Version
Placement instrument
Abutment screw
Article No.

			
adhesive cap	adhesive casing	adhesive cap	adhesive casing
Short	Short	Long	Long
Hex 1.2	Hex 1.2	Hex 1.2	
T 7600	T 7600	T 7600	
T 4800	T 4810	T 4820	T 4830

MedentiBASE scanbody

- Titanium specially coated
- incl. bridge screw

Article No.


T 4900

Please note: The Scanbody is sterilisable and for intra-oral scanning.



MedentiBASE accessories

- Material cover cap: Titanium
- Material implant pick-up: Titanium
- Material laboratory implant: Titanium
- Material laboratory implant CAD/CAM: Stainless steel
- Material placement instrument: Stainless steel

Description	cover cap	implant pick-up	Laboratory implant	Laboratory implant CAD-CAM	Placement instrument
Placement instrument				M 11-6	
Article No.	T 4610	T 4620	4630	80	M 11-6

MedentiLOC abutment straight

- Titanium
- TiN coated
- Recommended torque: 25 Ncm

Implant connection	D 3.4	D 3.4	D 3.4	D 3.4	D 3.4
Gingiva height	1.0 mm	2.0 mm	3.0 mm	4.0 mm	5.0 mm
Placement instrument	Hex 1,26	Hex 1,26	Hex 1,26	Hex 1,26	Hex 1,26
Article No.	T 2000	T 2100	T 2200	T 2300	T 2400

Please note: To screw in the straight MedentiLOC abutments you need the Placement instrument hex 1,26 mm M 03-1 or M 10-1 / M 09-1 or M 11-1.

MedentiLOC abutment angled 15°

- Titanium
- TiN coated
- incl. abutment screw
- Type 1 = angled over flat
- Recommended torque: 25 Ncm



Implant connection	D 3.4	D 3.4	D 3.4	D 3.4	D 3.4
Gingiva height (mm)	1.0/2.0	2.0/3.0	3.0/4.0	4.0/5.0	5.0/6.0
Placement instrument	Ball Hex	Ball Hex	Ball Hex	Ball Hex	Ball Hex
Abutment screw	T 62	T 62	T 62	T 62	T 62
Article No. Type 1	T 2500-1	T 2600-1	T 2700-1	T 2800-1	T 2900-1

Please note: To screw in the angled MedentiLOC abutments you need the special Placement instrument Ball-Hex 1,26 mm M 03-7 or M 10-7.

MedentiLOC abutment straight

- Titanium
- TiN coated
- Recommended torque: 25 Ncm

Implant connection	D 3.8	D 3.8	D 3.8	D 3.8	D 3.8
Gingiva height	1.0 mm	2.0 mm	3.0 mm	4.0 mm	5.0 mm
Placement instrument	Hex 1,26	Hex 1,26	Hex 1,26	Hex 1,26	Hex 1,26
Article No.	T 2005	T 2105	T 2205	T 2305	T 2405

Please note: To screw in the straight MedentiLOC abutments you need the Placement instrument hex 1,26 mm M 03-1 or M 10-1 / M 09-1 or M 11-1.

AB	IPS
AT	K
B	L
BS	LX
C	MG
CX	N
D	NE
DT	OT
E	R
EV	S
F	T
GM	Y
H	Nov/Opt
I	Tools

MedentiLOC abutment angled 15°

- Titanium
- TiN coated
- incl. abutment screw
- Type 1 = angled over flat
- Recommended torque: 25 Ncm



Implant connection	D 3.8	D 3.8	D 3.8	D 3.8	D 3.8
Gingiva height (mm)	1.0/2.0	2.0/3.0	3.0/4.0	4.0/5.0	5.0/6.0
Placement instrument	Ball Hex	Ball Hex	Ball Hex	Ball Hex	Ball Hex
Abutment screw	T 62	T 62	T 62	T 62	T 62
Article No. Type 1	T 2505-1	T 2605-1	T 2705-1	T 2805-1	T 2905-1

Please note: To screw in the angled MedentiLOC abutments you need the special Placement instrument Ball-Hex 1,26 mm M 03-7 or M 10-7.

MedentiLOC abutment straight

- Titanium
- TiN coated
- Recommended torque: 25 Ncm



Implant connection	D 4.5	D 4.5	D 4.5	D 4.5	D 4.5
Gingiva height	1.0 mm	2.0 mm	3.0 mm	4.0 mm	5.0 mm
Placement instrument	Hex 1,26	Hex 1,26	Hex 1,26	Hex 1,26	Hex 1,26
Article No.	T 2010	T 2110	T 2210	T 2310	T 2410

Please note: To screw in the straight MedentiLOC abutments you need the Placement instrument hex 1,26 mm M 03-1 or M 10-1 / M 09-1 or M 11-1.

MedentiLOC abutment angled 15°

- Titanium
- TiN coated
- incl. abutment screw
- Type 1 = angled over flat
- Recommended torque: 25 Ncm



Implant connection	D 4.5	D 4.5	D 4.5	D 4.5	D 4.5
Gingiva height (mm)	1.0/2.0	2.0/3.0	3.0/4.0	4.0/5.0	5.0/6.0
Placement instrument	Ball Hex	Ball Hex	Ball Hex	Ball Hex	Ball Hex
Abutment screw	T 62	T 62	T 62	T 62	T 62
Article No. Type 1	T 2510-1	T 2610-1	T 2710-1	T 2810-1	T 2910-1

Please note: To screw in the angled MedentiLOC abutments you need the special Placement instrument Ball-Hex 1,26 mm M 03-7 or M 10-7.

Novaloc Processing package

- Matrix housing, titanium/PEEK
- Retention insert white
Retention force: light
- Retention insert yellow
Retention force: medium
- Retention insert green
Retention force: strong
- Mounting collar, silicone
- 2 pcs per package
- incl. mounting insert



Material matrix housing	Titanium	PEEK
Article No.	2010.601-NOV	2010.611-NOV

Please note: The entire product overview is available in section Novaloc.



Placement instrument MedentiLOC abutment, angled

- Stainless steel
- Ball Hex

Version

Contra-angle

Manual and
ratchet

Article No.

M 03-7

M 10-7



MedentiLOC Laboratory implant

- Stainless steel

Version

straight

angled

Article No.

56

57



Novaloc abutment straight

- Titanium
- ADLC coated
- Recommended torque: 25 Ncm



Implant connection

D 3.4

D 3.4

D 3.4

D 3.4

D 3.4

Gingiva height

1.0 mm

2.0 mm

3.0 mm

4.0 mm

5.0 mm

Placement
instrument

Hex 1.2

Hex 1.2

Hex 1.2

Hex 1.2

Hex 1.2

Article No.

T 6000

T 6100

T 6200

T 6300

T 6400

Novaloc abutment angled 15°

- Titanium
- ADLC coated
- incl. abutment screw
- Type 1 = angled over flat
- Recommended torque: 25 Ncm

Type 1



Implant connection

D 3.4

D 3.4

D 3.4

D 3.4

D 3.4

Gingiva height (mm)

1.0/2.0

2.0/3.0

3.0/4.0

4.0/5.0

5.0/6.0

Placement
instrument

Ball Torx

Ball Torx

Ball Torx

Ball Torx

Ball Torx

Abutment screw

T 63

T 63

T 63

T 63

T 63

Article No.

T 6500-1

T 6600-1

T 6700-1

T 6800-1

T 6900-1

Please note:

To screw in the angled Novaloc abutments you need the special Placement instrument Ball-Torx M 03-8 or M 10-8.

AB	IPS
AT	K
B	L
BS	LX
C	MG
CX	N
D	NE
DT	OT
E	R
EV	S
F	T
GM	Y
H	Nov/Opt
I	Tools

Novaloc abutment straight

- Titanium
- ADLC coated
- Recommended torque: 25 Ncm



	■	■	■	■	■
Implant connection	D 3.8	D 3.8	D 3.8	D 3.8	D 3.8
Gingiva height	1.0 mm	2.0 mm	3.0 mm	4.0 mm	5.0 mm
Placement instrument	Hex 1.2	Hex 1.2	Hex 1.2	Hex 1.2	Hex 1.2
Article No.	T 6005	T 6105	T 6205	T 6305	T 6405

Novaloc abutment angled 15°

- Titanium
- ADLC coated
- incl. abutment screw
- Type 1 = angled over flat
- Recommended torque: 25 Ncm

Type 1



	■	■	■	■	■
Implant connection	D 3.8	D 3.8	D 3.8	D 3.8	D 3.8
Gingiva height (mm)	1.0/2.0	2.0/3.0	3.0/4.0	4.0/5.0	5.0/6.0
Placement instrument	Ball Torx	Ball Torx	Ball Torx	Ball Torx	Ball Torx
Abutment screw	T 63	T 63	T 63	T 63	T 63
Article No.	T 6505-1	T 6605-1	T 6705-1	T 6805-1	T 6905-1

Please note: To screw in the angled Novaloc abutments you need the special Placement instrument Ball-Torx M 03-8 or M 10-8.

Novaloc abutment straight

- Titanium
- ADLC coated
- Recommended torque: 25 Ncm



	■	■	■	■	■
Implant connection	D 4.5	D 4.5	D 4.5	D 4.5	D 4.5
Gingiva height	1.0 mm	2.0 mm	3.0 mm	4.0 mm	5.0 mm
Placement instrument	Hex 1.2	Hex 1.2	Hex 1.2	Hex 1.2	Hex 1.2
Article No.	T 6010	T 6110	T 6210	T 6310	T 6410

Novaloc abutment angled 15°

- Titanium
- ADLC coated
- incl. abutment screw
- Type 1 = angled over flat
- Recommended torque: 25 Ncm

Type 1



	■	■	■	■	■
Implant connection	D 4.5	D 4.5	D 4.5	D 4.5	D 4.5
Gingiva height (mm)	1.0/2.0	2.0/3.0	3.0/4.0	4.0/5.0	5.0/6.0
Placement instrument	Ball Torx	Ball Torx	Ball Torx	Ball Torx	Ball Torx
Abutment screw	T 63	T 63	T 63	T 63	T 63
Article No.	T 6510-1	T 6610-1	T 6710-1	T 6810-1	T 6910-1

Please note: To screw in the angled Novaloc abutments you need the special Placement instrument Ball-Torx M 03-8 or M 10-8.



Novaloc Processing package

- Matrix housing, titanium/PEEK
- Retention insert white
Retention force: light
- Retention insert yellow
Retention force: medium
- Retention insert green
Retention force: strong
- Mounting collar, silicone
- 2 pcs per package
- incl. mounting insert



Material matrix housing	Titanium	PEEK
Article No.	2010.601-NOV	2010.611-NOV

Please note: The entire product overview is available in section Novaloc.

Placement instrument Ball Torx

- Stainless steel



Version	Contra-angle	Contra-angle	Manual and ratchet
Type	L 30 mm	long	long
Article No.	6-13-06	M 03-8	M 10-8

Novaloc Laboratory implant

- Stainless steel



Version	straight	angled
Article No.	58	59

Optiloc abutment straight

- Titanium
- ADLC coated
- Recommended torque: 25 Ncm



Implant connection	D 3.4	D 3.4	D 3.4	D 3.4	D 3.4
Gingiva height	1.0 mm	2.0 mm	3.0 mm	4.0 mm	5.0 mm
Placement instrument	M 59 / M 79	M 59 / M 79	M 59 / M 79	M 59 / M 79	M 59 / M 79
Article No.	T 5000	T 5100	T 5200	T 5300	T 5400

Optiloc abutment straight

- Titanium
- ADLC coated
- Recommended torque: 25 Ncm



Implant connection	D 3.8	D 3.8	D 3.8	D 3.8	D 3.8
Gingiva height	1.0 mm	2.0 mm	3.0 mm	4.0 mm	5.0 mm
Placement instrument	M 59 / M 79	M 59 / M 79	M 59 / M 79	M 59 / M 79	M 59 / M 79
Article No.	T 5005	T 5105	T 5205	T 5305	T 5405

AB	IPS
AT	K
B	L
BS	LX
C	MG
CX	N
D	NE
DT	OT
E	R
EV	S
F	T
GM	Y
H	Nov/Opt
I	Tools

Optiloc abutment straight

- Titanium
- ADLC coated
- Recommended torque: 25 Ncm



	■	■	■	■	■
Implant connection	D 4.5	D 4.5	D 4.5	D 4.5	D 4.5
Gingiva height	1.0 mm	2.0 mm	3.0 mm	4.0 mm	5.0 mm
Placement instrument	M 59 / M 79	M 59 / M 79	M 59 / M 79	M 59 / M 79	M 59 / M 79
Article No.	T 5010	T 5110	T 5210	T 5310	T 5410

Optiloc Processing package

- Matrix housing, titanium
- Retention insert white
Retention force: light
- Retention insert yellow
Retention force: medium
- Retention insert green
Retention force: strong
- Mounting collar, silicone
- 2 pcs per package



Material matrix housing	Titanium
Article No.	5202.0001-OPT
<i>Please note: The entire product overview is available in section Optiloc.</i>	

Placement instrument Optiloc abutment

- Stainless steel



Version	Manual and ratchet	Contra-angle
Article No.	M 59	M 79

Optiloc® Model Analog

- Material: Al



Version	Model Analog
Article No.	2102.0024-OPT

Planning abutment straight

- metal red coated



	■	■	■	■
Implant connection	D 3.4	D 3.8	D 5.5	D 4.5
Gingiva height (mm)	1.0/2.5	1.0/2.5	1.0/2.5	1.0/2.5
Diameter	4.5 mm	5.0 mm	6.7 mm	5.7 mm
Article No.	TP 100	TP 105	TP 120	TP 110



**Planning abutment angled
16°**

- metal red coated
- Type 1 = angled over flat
- Type 2 = angled over corner



Implant connection	D 3.4	D 3.8	D 5.5	D 4.5
Gingiva height (mm)	1.0/2.5	1.0/2.5	1.0/2.5	1.0/2.5
Diameter	4.5 mm	5.0 mm	6.7 mm	5.7 mm
Article No. Type 1	TP 200-1	TP 205-1	TP 220-1	TP 210-1
Article No. Type 2	TP 200-2	TP 205-2	TP 220-2	TP 210-2

Planning abutment set

- 12 piece



Article No.	TPS
Content:	TP 100, TP 105, TP 110, TP 120, TP 200-1, TP 200-2, TP 205-1, TP 205-2, TP 210-1, TP 210-2, TP 220-1, TP 220-2

AB	IPS
AT	K
B	L
BS	LX
C	MG
CX	N
D	NE
DT	OT
E	R
EV	S
F	T
GM	Y
H	Nov/Opt
I	Tools

Y-Series



The Y-Series abutments are compatible with

DENTSPLY SIRONA ANKYLOS^{®*} C/X

DETAILED VIEW

Exact view of the direction of the angulation (indexing) of all angled abutments.



Type 1

angled over flat

*is a registered trademark of an independent third party



AB	AT	B	BS	C	CX	D	DT	E	EV	F	GM	H	I
IPS	K	L	LX	MG	N	NE	OT	R	S	T	Y	Nov/Opt	Tools

Laboratory implant

• Titanium



Implant connection	C/X 3.5-7.0	C/X 3.5-7.0
Type		CADCAM
Placement instrument		Y 80X T
Article No.	Y 50X	Y 80X

Placement instrument laboratory implant CADCAM

• Stainless steel



Implant connection	C/X 3.5-7.0
Article No.	Y 80X T

Abutment screw

• Titanium



Placement instrument	Hex 1.0
Article No.	Y 61

Please note: The correct choice of the abutment screw is stated with the respective abutment in the catalogue.

Laboratory screw

• red coated



Article No.	Y 61 L
-------------	--------

Please note: The correct choice of the laboratory screw is stated with the respective abutment in the catalogue.

Scanbody

• Titanium
• specially coated
• incl. retention screw

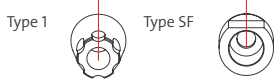


Implant connection	C/ 3.5-7.0	/X 3.5-7.0
retention screw	Y 61	
Article No.	Y 1400	Y 1400X-L

Please note: The Scanbody is sterilisable and for intra-oral scanning.

Titanium base ASC Flex

- angled screw channel
- Titanium
- incl. abutment screw
- Type SF = Screw channel angled over the flat of the scanbody Type
- Recommended torque: 15 Ncm




Implant connection	/X 3.5-7.0	/X 3.5-7.0
Chimney height	3.5-6.5	3.5-6.5
Gingiva height	1.2 mm	2.5 mm
Placement instrument		
Abutment screw		
Article No. Type 1	Y 1600X-1-SF	Y 1700X-1-SF

Please note: To screw in the titanium base ASC Flex you need the Placement instrument Ball-Torx M 03-8, M 10-8 or 6-13-06. To select the desired direction of the angled screw channel, please consider the Instruction for use.

Modelling cap set

- burn-out plastic
- Scope of Delivery: four chimney heights



Modelling cap set straight	6-09-01	6-09-01
Modelling cap set angled	6-09-02	6-09-02

Titanium base ASC Flex rotating

- angled screw channel
- Titanium
- incl. abutment screw
- Recommended torque: 15 Ncm



Implant connection	C/ 3.5-7.0
Chimney height	3.5-6.5
Gingiva height	1.2 mm
Placement instrument	Ball Torx
Article No.	Y 1800C

Please note: To screw in the titanium base ASC Flex you need the Placement instrument Ball-Torx M 03-8, M 10-8 or 6-13-06.

Modelling cap set

- burn-out plastic
- Scope of Delivery: four chimney heights



Modelling cap set straight	6-09-01
Modelling cap set angled	6-09-02

AB	IPS
AT	K
B	L
BS	LX
C	MG
CX	N
D	NE
DT	OT
E	R
EV	S
F	T
GM	Y
H	Nov/Opt
I	Tools

**Titanium base
2nd Generation**

- rotating
- Titanium
- incl. abutment screw
- Recommended torque: 15 Ncm



Implant connection	C/ 3.5-7.0	C/ 3.5-7.0	C/ 3.5-7.0	C/ 3.5-7.0
Chimney height	3.5 mm	3.5 mm	5.5 mm	5.5 mm
Gingiva height	0.65 mm	1.15 mm	0.65 mm	1.15 mm
Placement instrument	Hex 1.0	Hex 1.0	Hex 1.0	Hex 1.0
Abutment screw	Y 61	Y 61	Y 61	Y 61
Laboratory screw	Y 61 L	Y 61 L	Y 61 L	Y 61 L
Article No.	Y 1500	Y 1700	Y 1600	Y 1800

**PreFace abutment
Titanium**

- incl. abutment screw
- Recommended torque: 15 Ncm

NEW



Implant connection	C/ 3.5-7.0	/X 3.5-7.0
Diameter	11.5 mm	11.5 mm
Placement instrument	Hex 1.0	Hex 1.0
Article No.	Y 9000-R	Y 9000X-R

**TI-Forms-Abutment for
M-Series**

- Titanium
- incl. abutment screw
- Recommended torque: 15 Ncm



Implant connection	/X 3.5-7.0
Diameter	11.5 mm
Placement instrument	Hex 1.0
Article No.	Y 9000X-ST

Please note: This is used with Straumann/M-series.

**MedentiBASE abutment
straight**

- Titanium
- Recommended torque: 25 Ncm



Implant connection	C/ 3.5-7.0	C/ 3.5-7.0	C/ 3.5-7.0	C/ 3.5-7.0	C/ 3.5-7.0
Gingiva height	0.5 mm	1.5 mm	2.5 mm	3.5 mm	4.5 mm
Placement instrument	M 11-6	M 11-6	M 11-6	M 11-6	M 11-6
Article No.	Y 4000	Y 4100	Y 4200	Y 4300	Y 4400



MedentiBASE bridge screw

- Titanium
- Recommended torque: 15 Ncm




Placement
instrument
Article No.

	
Ball Torx	Hex 1.0
6-28-01	Y 7600

MedentiBASE prosthetic components

- incl. bridge screw
- Recommended torque: 15 Ncm
- titanium base / titanium cap:
incl. bridge screw
Material: Titanium
- Material scanbody: Titanium

Description
Placement
instrument
Abutment screw
Article No.

		
titanium base ASC	titanium cap Flex	titanium base
Ball Torx	Hex 1.0	Hex 1.0
6-28-01	Y 7600	Y 7600
6-28-02	Y 4730	Y 4840

MedentiBASE prosthetic components

- incl. bridge screw
- Material plastic coping: Tecanat (PC)
- Material HSL coping:
Au 60%; Pd 20%; Pt 19%; Ir 1%

Description
Article No.

	
plastic cap	gold cap, castable
Y 4710	Y 4720

MedentiBASE Prosthetic components for passive fit

- incl. bridge screw
- Recommended torque: 15 Ncm
- adhesive cap Material: Titanium
- adhesive casing incl. Modelling
screw

Description
Version
Placement
instrument
Abutment screw
Article No.

			
adhesive cap	adhesive casing	adhesive cap	adhesive casing
Short	Short	Long	Long
Hex 1.0		Hex 1.0	
Y 7600		Y 7600	
Y 4800	Y 4810	Y 4820	Y 4830

MedentiBASE scanbody

- Titanium specially coated
- incl. bridge screw

Article No.


Y 4900

Please note: The Scanbody is sterilisable and for intra-oral scanning.

AB	IPS
AT	K
B	L
BS	LX
C	MG
CX	N
D	NE
DT	OT
E	R
EV	S
F	T
GM	Y
H	Nov/Opt
I	Tools

MedentiBASE accessories

- Material cover cap: Titanium
- Material implant pick-up: Titanium
- Material laboratory implant: Titanium
- Material laboratory implant CAD/CAM: Stainless steel
- Material placement instrument: Stainless steel



Description	cover cap	implant pick-up	Laboratory implant	Laboratory implant CAD-CAM	Placement instrument
Placement instrument				M 11-6	
Article No.	Y 4610	Y 4620	4630	80	M 11-6

Multi-unit abutment straight

- Titanium
- Sterile packaged
- Recommended torque: 25 Ncm



Implant connection	C/ 3.5-7.0	C/ 3.5-7.0	C/ 3.5-7.0
Gingiva height	1.5 mm	3.5 mm	5.5 mm
Placement instrument	M 11-11	M 11-11	M 11-11
Article No.	Y 8000	Y 8001	Y 8002

Please note: To screw in the Multi-unit abutment straight you need the Placement instrument M 11-11.

Multi-unit abutment angled 17°

- Titanium
- Sterile packaged
- incl. abutment screw
- Recommended torque: 15 Ncm



Implant connection	/X 3.5-7.0	/X 3.5-7.0	/X 3.5-7.0
Gingiva height (mm)	1.1/2.5	2.1/3.5	4.1/5.5
Placement instrument	Hex 1.0	Hex 1.0	Hex 1.0
Article No.	Y 8100X	Y 8101X	Y 8102X

Multi-unit abutment angled 30°

- Titanium
- Sterile packaged
- incl. abutment screw
- Recommended torque: 15 Ncm



Implant connection	/X 3.5-7.0	/X 3.5-7.0	/X 3.5-7.0
Gingiva height (mm)	0.6/3.0	1.6/4.0	3.1/5.5
Placement instrument	Hex 1.0	Hex 1.0	Hex 1.0
Article No.	Y 8300X	Y 8301X	Y 8302X







Multi-unit bridge screw

- Material: Titanium
- Recommended torque: 15 Ncm

		
Placement instrument	Ball Torx	Hex 1.0
Article No.	6-31-01	Y 8501

Multi-unit prosthetic components

- Recommended torque: 15 Ncm
- titanium base / titanium cap: incl. bridge screw
Material: Titanium
- modelling sleeve: without Bridge screw
Material: Tecanat (PC)

				
Description	titanium base ASC	titanium base	titanium cap Flex	modelling sleeve
Placement instrument	Ball Torx	Hex 1.0	Hex 1.0	
Screw	6-31-01	Y 8501	Y 8501	
Article No.	6-31-02	Y 8508	Y 8519	8510
Please note:	The Multi-unit modelling sleeve can be used with the Multi-unit titanium base and Multi-unit titanium cap.			



Multi-unit prosthetic components

- incl. bridge screw
- Recommended torque: 15 Ncm
- Material gold cap, castable: Au 60%; Pd 20%; Pt 19%; Ir 1%
- Material CoCr cap: CrCo alloy / CTE 14.1

		
Description	gold cap, castable	CoCr cap
Placement instrument	Hex 1.0	Hex 1.0
Screw	Y 8501	Y 8501
Article No.	Y 8506	Y 8507

Multi-unit screw patrix

- Material MedentiLOC: Titanium TiN coated
- Material Novaloc: Titanium ADLC coated
- Recommended torque: 15 Ncm

		
Description	MedentiLOC	Novaloc
Placement instrument	Hex 1.0	Hex 1.0
Article No.	Y 8517	Y 8518

AB	IPS
AT	K
B	L
BS	LX
C	MG
CX	N
D	NE
DT	OT
E	R
EV	S
F	T
GM	Y
H	Nov/Opt
I	Tools

Multi-unit scanbody

- Titanium specially coated
- incl. bridge screw



Version	straight	angled
Placement instrument	Hex 1.0	Hex 1.0
Screw	Y 8501	Y 8501
Article No.	Y 8500	Y 8513
Please note: The Scanbody is sterilisable and for intra-oral scanning.		

Multi-unit Laboratory implant

- Titanium



Version	straight	angled	angled
Type		17°	30°
Article No.	8504	8514-17	8514-30

Multi-unit Laboratory implant CAD/CAM

- Titanium



Version	straight	angled	angled
Type		17°	30°
Placement instrument	M 11-11	8515 T	8515 T
Article No.	8509	8515-17	8515-30

Multi-unit accessories

- Material cover cap: Titanium
- Material implant pick-up: Titanium
- Material placement instrument: Stainless steel
- Placement instrument laboratory implant: Stainless steel



Description	cover cap	implant pick-up	Placement instrument	Placement instrument laboratory implant
Article No.	Y 8502	Y 8503	M 11-11	8515 T



MedentiLOC abutment straight

- Titanium
- TiN coated
- Recommended torque: 25 Ncm



Implant connection	C/ 3.5-7.0	C/ 3.5-7.0	C/ 3.5-7.0	C/ 3.5-7.0	C/ 3.5-7.0
Gingiva height	1.0 mm	2.0 mm	3.0 mm	4.0 mm	5.0 mm
Placement instrument	Hex 1,26	Hex 1,26	Hex 1,26	Hex 1,26	Hex 1,26
Article No.	Y 2000	Y 2100	Y 2200	Y 2300	Y 2400

Please note: To screw in the straight MedentiLOC abutments you need the Placement instrument hex 1,26 mm M 03-1 or M 10-1 / M 09-1 or M 11-1.

Novaloc Processing package

- Matrix housing, titanium/PEEK
- Retention insert white
Retention force: light
- Retention insert yellow
Retention force: medium
- Retention insert green
Retention force: strong
- Mounting collar, silicone
- 2 pcs per package
- incl. mounting insert



Material matrix housing	Titanium	PEEK
Article No.	2010.601-NOV	2010.611-NOV

Please note: The entire product overview is available in section Novaloc.

MedentiLOC Laboratory implant

- Stainless steel



Version	straight
Article No.	56

Novaloc abutment straight

- Titanium
- ADLC coated
- Recommended torque: 25 Ncm



Implant connection	C/ 3.5-7.0	C/ 3.5-7.0	C/ 3.5-7.0	C/ 3.5-7.0	C/ 3.5-7.0
Gingiva height	1.0 mm	2.0 mm	3.0 mm	4.0 mm	5.0 mm
Placement instrument	Hex 1.0	Hex 1.0	Hex 1.0	Hex 1.0	Hex 1.0
Article No.	Y 6000	Y 6100	Y 6200	Y 6300	Y 6400

AB	IPS
AT	K
B	L
BS	LX
C	MG
CX	N
D	NE
DT	OT
E	R
EV	S
F	T
GM	Y
H	Nov/Opt
I	Tools

Novaloc abutment angled 15°

- Titanium
- ADLC coated
- incl. abutment screw
- Type 1 = angled over flat
- Recommended torque: 15 Ncm



Implant connection	/X 3.5-7.0	/X 3.5-7.0	/X 3.5-7.0	/X 3.5-7.0	/X 3.5-7.0
Gingiva height (mm)	1.0/2.0	2.0/3.0	3.0/4.0	4.0/5.0	5.0/6.0
Placement instrument	Ball Torx	Ball Torx	Ball Torx	Ball Torx	Ball Torx
Article No.	Y 6500X-1	Y 6600X-1	Y 6700X-1	Y 6800X-1	Y 6900X-1

Please note: To screw in the angled Novaloc abutments you need the special Placement instrument Ball-Torx M 03-8 or M 10-8.

Novaloc Processing package

- Matrix housing, titanium/PEEK
- Retention insert white
Retention force: light
- Retention insert yellow
Retention force: medium
- Retention insert green
Retention force: strong
- Mounting collar, silicone
- 2 pcs per package
- incl. mounting insert



Material matrix housing	Titanium	PEEK
Article No.	2010.601-NOV	2010.611-NOV

Please note: The entire product overview is available in section Novaloc.

Placement instrument Ball Torx

- Stainless steel



Version	Contra-angle	Contra-angle	Manual and ratchet
Type	L 30 mm	long	long
Article No.	6-13-06	M 03-8	M 10-8

Novaloc Laboratory implant

- Stainless steel



Version	straight	angled
Article No.	58	59

Optiloc abutment straight

- Titanium
- ADLC coated
- Recommended torque: 25 Ncm



Implant connection	C/ 3.5-7.0	C/ 3.5-7.0	C/ 3.5-7.0	C/ 3.5-7.0	C/ 3.5-7.0
Gingiva height	1.0 mm	2.0 mm	3.0 mm	4.0 mm	5.0 mm
Placement instrument	M 59 / M 79	M 59 / M 79	M 59 / M 79	M 59 / M 79	M 59 / M 79
Article No.	Y 5000	Y 5100	Y 5200	Y 5300	Y 5400

Optiloc Processing package

- Matrix housing, titanium
- Retention insert white
Retention force: light
- Retention insert yellow
Retention force: medium
- Retention insert green
Retention force: strong
- Mounting collar, silicone
- 2 pcs per package



Material matrix housing

Titanium

Article No. 5202.0001-OPT

Please note: The entire product overview is available in section Optiloc.

Placement instrument Optiloc abutment

- Stainless steel



Version

Manual and ratchet

Contra-angle

Article No.

M 59

M 79

Optiloc Model Analog

- Material: Al



Version

Model Analog


Article No.

2102.0024-OPT

AB	IPS
AT	K
B	L
BS	LX
C	MG
CX	N
D	NE
DT	OT
E	R
EV	S
F	T
GM	Y
H	Nov/Opt
I	Tools

Novaloc





I	H	GM	F	EV	E	DT	D	CX	C	BS	B	AT	AB
Tools	Nov/Opt	Y	T	S	R	OT	NE	N	MG	LX	L	K	IPS



Picture	Part no.	Part description	Specifications	Amount per package
	2010.101-NOV	Novaloc Equipment Box	Incl. 3 tools Instrument brown 2010.741-NOV Instrument blue 2010.731-NOV Instrument grey 2010.751-NOV (without load)	1 pc
	2010.601-NOV	Novaloc Processing package titanium	<ul style="list-style-type: none"> • Titanium matrix housing incl. mounting insert • Retention insert white • Retention insert yellow • Retention insert green • Mounting collar, silicone 	2 pcs
	2010.611-NOV	Novaloc Processing package PEEK	<ul style="list-style-type: none"> • PEEK matrix housing incl. mounting insert • Retention insert white • Retention insert yellow • Retention insert green • Mounting collar, silicone 	2 pcs
	2010.701-NOV	Novaloc Matrix housing, titanium (incl. mounting insert)	Matrix housing: titanium Mounting insert: POM	4 pcs
	2010.702-NOV	Novaloc Matrix housing, PEEK (incl. mounting insert)	Matrix housing: PEEK Mounting insert: POM	4 pcs
	special accessory 2010.703-NOV	Novaloc Matrix housing, titanium with attachment option (incl. mounting insert)	Matrix housing: titanium Mounting insert: POM	4 pcs
	special accessory 2010.710-NOV	Novaloc Retention insert red	PEEK Retention force: extra-light	4 pcs
	2010.711-NOV	Novaloc Retention insert white	PEEK Retention force: light	4 pcs
	2010.712-NOV	Novaloc Retention insert yellow	PEEK Retention force: medium	4 pcs
	2010.713-NOV	Novaloc Retention insert green	PEEK Retention force: strong	4 pcs
	2010.714-NOV	Novaloc Retention insert blue	PEEK Retention force: extra-strong	4 pcs
	special accessory 2010.715-NOV	Novaloc Retention insert black	PEEK Retention force: ultra-strong	4 pcs
	2010.721-NOV	Novaloc Model analogue	Aluminium	4 pcs
	2010.722-NOV	Novaloc Forming / fixing matrix	PEEK	4 pcs
	2010.723-NOV	Novaloc Processing spacer, white	POM	4 pcs
	2010.724-NOV	Novaloc Mounting collar, silicone	Silicone	10 pcs
	2010.725-NOV	Novaloc Mounting insert white	POM	4 pcs
	2010.726-NOV 2010.727-NOV	Novaloc Scanbody COMING SOON	PEEK	4 pcs 10 pcs
	2010.728-NOV 2010.729-NOV	Novaloc Model Analog CAD/CAM COMING SOON	Titanium	4 pcs 10 pcs




Picture	Part no.	Part description	Specifications	Amount per package
	2010.731-NOV	Novaloc Demounting tool for mounting inserts + model analogue reposition aid (blue)	Aluminium, steel	1 pc
	2010.741-NOV	Novaloc Mounting and demounting tool for retention inserts (brown)	Aluminium, steel	1 pc
	2010.751-NOV	Novaloc Matrix housing extractor (grey)	Aluminium, steel	1 pc

AB	IPS
AT	K
B	L
BS	LX
C	MG
CX	N
D	NE
DT	OT
E	R
EV	S
F	T
GM	Y
H	Nov/Opt
I	Tools



Optiloc








I	H	GM	F	EV	E	DT	D	CX	C	BS	B	AT	AB
Tools	Nov/Opt	Y	T	S	R	OT	NE	N	MG	LX	L	K	IPS




Picture	Part no.	Part description	Specifications	Amount per package
	5102.0000-OPT	Optiloc Equipment Box	Incl. 3 tools Instrument brown 3202.0001-OPT Instrument blue 3202.0002-OPT Instrument grey 3202.0003-OPT (without load)	1 pc
	5202.0001-OPT	Optiloc Processing package titanium	<ul style="list-style-type: none"> • Titanium matrix housing • Retention insert white • Retention insert yellow • Retention insert green • Mounting collar, silicone 	2 pcs
	2102.0001-OPT	Optiloc Matrix housing, titanium	Matrix housing: titanium	4 pcs
	2102.0009-OPT	Optiloc Matrix housing, elliptic	Titanium	4 pcs
	special accessory 2102.0010-OPT	Optiloc Matrix housing, titanium with attachment option	Matrix housing: titanium	4 pcs
	special accessory 2102.0003-OPT	Optiloc Retention insert red	PEEK Retention force: extra-light	4 pcs
	2102.0004-OPT	Optiloc Retention insert white	PEEK Retention force: light	4 pcs
	2102.0005-OPT	Optiloc Retention insert yellow	PEEK Retention force: medium	4 pcs
	2102.0006-OPT	Optiloc Retention insert green	PEEK Retention force: strong	4 pcs
	2102.0007-OPT	Optiloc Retention insert blue	PEEK Retention force: extra-strong	4 pcs
	special accessory 2102.0008-OPT	Optiloc Retention insert black	PEEK Retention force: ultra-strong	4 pcs
	2102.0024-OPT	Optiloc Model analogue	Aluminium	4 pcs
	2102.0012-OPT	Optiloc Forming / fixing matrix	PEEK	4 pcs
	2102.0023-OPT	Optiloc Processing spacer	POM	4 pcs
	2102.0011-OPT	Optiloc Mounting collar, silicone	Silicone	10 pcs



Picture	Part no.	Part description	Specifications	Amount per package
	3202.0002-OPT	Abutment screw driver (lab) + model analog reposition aid (blue)	Aluminium, steel	1 pc
	3202.0001-OPT	Optiloc Mounting and demounting tool for retention inserts (brown)	Aluminium, steel	1 pc
	3202.0003-OPT	Optiloc Matrix housing extractor (grey)	Aluminium, steel	1 pc

AB	IPS
AT	K
B	L
BS	LX
C	MG
CX	N
D	NE
DT	OT
E	R
EV	S
F	T
GM	Y
H	Nov/Opt
I	Tools



**PreFace abutment holder
Universal**

• Stainless steel



Article No.

M 58

Please note:

The integration of the M 58 holder to the milling machine as well as the CAM Software is requesting the respective know-how. The responsibility of the integration bears the customer whereas the utilization of the services of the respective milling machine manufacturer is highly recommended.

**PreFace abutment
Specimen**



Version

Titanium

CrCo alloy / CTE 14.1

Article No.

M 20

M 60

**Torque key PreFace
abutment holder**

• incl. Bit insert Hex 3.0



Article No.

M 21

Insert Hex 3.0

• PreFace torque key



Article No.

M 29

**Placement instrument
Hex 1.26**

• Stainless steel



Version

Manual and ratchet

Manual and ratchet

Contra-angle

Contra-angle

Type

short

long

short

long

Article No.

M 11-1

M 10-1

M 09-1

M 03-1





Suitable for:

BS-Series, C-Series, D-Series, DT-Series, EV-Series, I-Series, IPS-Series, R-Series, S-Series, MedentiLOC abutment straight







Placement instrument Hex 1.18

• Stainless steel

	NEW	NEW	NEW	NEW
				
Version	Manual and ratchet	Manual and ratchet	Contra-angle	Contra-angle
Type	short	long	short	long
Article No.	M 11-14	M 10-14	M 09-14	M 03-14
Suitable for:	AB-Series, AT-Series			





Placement instrument Hex 1.2

• Stainless steel

				
Version	Manual and ratchet	Manual and ratchet	Contra-angle	Contra-angle
Type	short	long	short	long
Article No.	M 11-2	M 10-2	M 09-2	M 03-2
Suitable for:	H-Series, MG-Series, OT-Series, T-Series			





Placement instrument Hex 1.0

• Stainless steel

				
Version	Manual and ratchet	Manual and ratchet	Contra-angle	Contra-angle
Type	short	long	short	long
Article No.	M 11-3	M 10-3	M 09-3	M 03-3
Suitable for:	Y-Series			





Placement instrument Torx

• Stainless steel

				
Version	Manual and ratchet	Manual and ratchet	Contra-angle	Contra-angle
Type	short	long	short	long
Article No.	M 11-4	M 10-4	M 09-4	M 03-4
Suitable for:	B-Series, N-Series, L-Series, LX-Series			

Placement instrument UG

• Stainless steel

				
Version	Manual and ratchet	Manual and ratchet	Contra-angle	Contra-angle
Type	short	long	short	long
Article No.	M 11-5	M 10-5	M 09-5	M 03-5
Suitable for:	E-Series, F-Series, K-Series			

AB	IPS
AT	K
B	L
BS	LX
C	MG
CX	N
D	NE
DT	OT
E	R
EV	S
F	T
GM	Y
H	Nov/Opt
I	Tools

**Placement instrument
Hex 1.4**

• Stainless steel



Version	Manual and ratchet	Manual and ratchet	Contra-angle	Contra-angle
Type	short	long	short	long
Article No.	M 11-9	M 10-9	M 09-9	M 03-9
Suitable for:	CX-Series			

**Placement instrument
NEO**


• Stainless steel



Version	Manual and ratchet	Manual and ratchet	Contra-angle	Contra-angle
Type	short	long	short	long
Article No.	M 11-12	M 10-12	M 09-12	M 03-12
Suitable for:	NE-Series			

**Placement instrument
Neodent**

• Stainless steel



Version	Manual and ratchet	Manual and ratchet	Contra-angle	Contra-angle
Type	short	long	short	long
Article No.	M 11-13	M 10-13	M 09-13	M 03-13
Suitable for:	GM-Series			

**Placement instrument
Ball Torx**

• Stainless steel



Version	Manual and ratchet	Contra-angle	Contra-angle
Type	long	long	L 30 mm
Article No.	M 10-8	M 03-8	6-13-06
Suitable for:	Novaloc abutment angled, titanium base ASC Flex		

**Placement instrument
Ball Hex 1.26**

• Stainless steel



Version	Manual and ratchet	Contra-angle
Type	long	long
Article No.	M 10-7	M 03-7
Suitable for:	MedentiLOC abutment angled	



**Placement instrument
Optiloc abutment**

- Stainless steel



Version	Manual and ratchet	Contra-angle
Article No.	M 59	M 79

**Placement instrument
MedentiBASE abutment**

- Stainless steel



Version	Manual and ratchet
Article No.	M 11-6

**Placement instrument
Multi-unit abutment
straight**

- Stainless steel



Version	Manual and ratchet
Article No.	M 11-11

**Placement instrument
Screw patrix Bars, Hex 2.0**

- Stainless steel



Version	Manual and ratchet
Article No.	M 11-10

Torque ratchet

- with infinitely variable torque setting
- 10-40 Ncm
- Stainless steel



Article No.	M 12
-------------	------

Torque ratchet surgical

- with service instrument
- Stainless steel



Article No.	6-13-05
-------------	---------

AB	IPS
AT	K
B	L
BS	LX
C	MG
CX	N
D	NE
DT	OT
E	R
EV	S
F	T
GM	Y
H	Nov/Opt
I	Tools

Ratchet surgical

- Stainless steel



Article No.

6-13-01

Torque control device

- Stainless steel



Article No.

6-13-02

Service instrument

- Stainless steel



Article No.

6-13-03

ISO shank adapter

- Ratchet M12
- Stainless steel



Article No.

M 14

**Screw channel block-out pin
Titanium base**

- Aluminium



Version

blue coated

Article No.

M 05-1

Suitable for:

C 1000 - C 1020, C 1100 - C 1120, C 1500 - C 1520, C 1500 - C 1520, EV 1000, EV 1010, EV 1100, EV 1110, EV 1200, EV 1210, EV 1300, EV 1310, H 1000 - H 1020, H 1100 - H 1120, H 1500 - H 1520, K 1100, K 1500, K 1000, N 1100, N 1000, S 1030, S 1130, S 1530, T 1000 - T 1020, T 1100 - T 1120, T 1500 - T 1520

**Screw channel block-out pin
Titanium base**

- Aluminium



Version

black coated

Article No.

M 05-2

Suitable for:

B 1000, B 1100, B 1500, D 1000, D 1010, D 1100, D 1110, D 1200, D 1210, D 1300, D 1310, D 1500, D 1510, F 1100, F 1200, F 1300, F 1500, F 1000, L 1000, L 1010, L 1100, L 1110, L 1500, L 1510, S 1100, S 1200, S 1300, S 1500, S 1000



**Screw channel block-out pin
Titanium base**

• Aluminium



Version	red coated
Article No.	M 05-3
Suitable for:	BS 1010 - BS 1030, BS 1110 - BS 1130, BS 1510, BS 1520, S 1020, S 1220, S 1120, S 1320, S 1520

**Screw channel block-out pin
Titanium base**

• Aluminium



Version	yellow coated
Article No.	M 05-4
Suitable for:	CX 1000, CX 1100, CX 1200, CX 1300, CX 1500, E 1000 - E 1030, E 1100 - E 1130, E 1500 - E 1520, F 1110, F 1210, F 1310, F 1510, F 1010, I 1000 - I 1020, I 1100 - I 1120, I 1500 - I 1520, K 1110, K 1510, K 1010, N 1010, N 1020, N 1110, N 1120, N 1510, N 1520, R 1000 - R 1020, R 1100 - R 1120, R 1500 - R 1520

**Screw channel block-out pin
Titanium base**

• Aluminium



Version	green coated
Article No.	M 05-5
Suitable for:	EV 1020 - EV 1040, EV 1120 - EV 1140, EV 1220 - EV 1240, EV 1320 - EV 1340

**Screw channel block-out pin
Titanium base**

• Aluminium



Version	grey coated
Article No.	M 05-6
Suitable for:	C 1030, C 1040, C 1130, C 1140

Tool Kit Placement instrument Manual and ratchet



Article No.	M 87
Content:	M 12, M 10-1, M 10-4, M 10-5

AB	IPS
AT	K
B	L
BS	LX
C	MG
CX	N
D	NE
DT	OT
E	R
EV	S
F	T
GM	Y
H	Nov/Opt
I	Tools

Tool Kit Placement instrument Manual and ratchet



Article No.

M 88

Content: M 10-1, M 10-4, M 10-5

Tool Box

- without contents



Article No.

M 89

Compartment box Abutments and scanbodies

- 30 compartments
- Polystyrene



Version

without contents

Article No.

MB 04

Tray Eco

- sterilisable
- incl. silicone pad



Article No.

M 76



Positioning caps for implant pick-up Closed tray

• POM



Version	C, E, F, H, R, S, T	L, N, IPS
Article No.	30	31

MedentiLOC screw patrix Bars

- Titanium
- TiN coated
- M 2.0
- Recommended torque: 35 Ncm



Article No.	2000
Please note:	To screw in the MedentiLOC screw patrix you need the Placement instrument hex 2,00 mm M 11-10.

Novaloc screw patrix Bars

- Titanium
- ADLC coated
- M 2.0
- Recommended torque: 35 Ncm



Article No.	6000
Please note:	To screw in the Novaloc screw patrix you need the Placement instrument hex 2,00 mm M 11-10.

Optiloc screw patrix Bars

- Titanium
- ADLC coated
- M 2.0
- Recommended torque: 35 Ncm



Article No.	5000
Please note:	To screw in the straight Optiloc abutments you need the special Placement instrument M 59 / M 79.

AB	IPS
AT	K
B	L
BS	LX
C	MG
CX	N
D	NE
DT	OT
E	R
EV	S
F	T
GM	Y
H	Nov/Opt
I	Tools






Publisher:
MEDENTIKA® GmbH

Date: October 2023

The electronic Instructions for Use for our products are available on the website www.medentika.com/ifu

Dental prosthetics
in MEDENTiKA® quality.



PM01_01_0027/EN 10/23

MEDENTiKA® GmbH
Hammweg 8–10
76549 Hügelsheim
info@medentika.de
www.medentika.com

© MEDENTiKA® GmbH, 2023. All rights reserved.
MEDENTiKA® and/or other trademarks and logos from MEDENTiKA® mentioned herein are
the trademarks or registered trademarks of MEDENTiKA® GmbH and/or its affiliates.

 **MEDENTiKA®**
A Straumann Group Brand

